

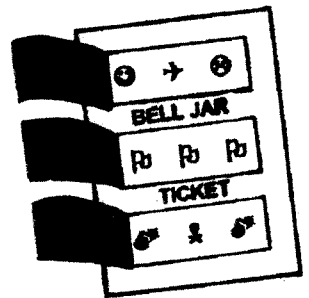


New York State Racing & Wagering Board Annual Report and Simulcast Report *1997*



B I N G O						
3	17	31	50	67		
11	29	38	60	68		
6	24	35	49	69		
14	28	36	48	75		
9	19	41	48	75		



OTB

George E. Pataki,
Governor

Michael J. Hoblock, Jr.,
Chairman

Joseph P. Neglia,
Member

Bennett Liebman,
Member

Chairman
Michael J. Hoblock, Jr.

Members
Bennett Liebman
Joseph P. Neglia



Executive Director
Edward J. Martin

Secretary to the Board
Stephanie Donato

**STATE OF NEW YORK
RACING AND WAGERING BOARD**

June 1, 1998

The Honorable George E. Pataki
Governor
New York State
Capitol
Albany, New York

Dear Governor Pataki:

On behalf of the New York State Racing and Wagering Board, I submit to you the Board's 24th Annual Report in accordance with Chapter 346 of the Laws of 1973. As in past years, the Simulcast Report is incorporated into the Annual Report.

The pari-mutuel handle, on and off-track, in 1997, amounted to more than \$2.6 billion, resulting in \$121 million in revenues for state and local government. The combined handle for Bingo and Games of Chance for 1997 was \$418 million with charitable organizations receiving a net profit of \$87 million.

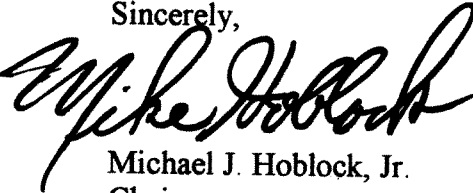
As demonstrated in the following pages, the racing industry, most notably harness racing, is facing many challenges to remain competitive in its quest for the entertainment dollar. We can report that attendance at harness tracks in our state has finally stabilized, halting what has been a dramatic ten year decline.

Likewise, the thoroughbred racing handle at both Saratoga and Aqueduct increased from 1996 to 1997. Attendance at Thoroughbred tracks increased over 1996 by more than 11,000. Another positive sign was that the return from Off-Track Betting Corporations to local governments increased by nearly \$9 million in 1997.

Thanks to the legislation you have signed, the Board has expanded oversight of charitable gaming activities in our state in an effort to protect not only the patrons but the charitable organizations that rely on this activity as an important source of funds.

My first year as Chairman of the New York State Racing and Wagering Board has proved to be both challenging and rewarding and I thank you and the Legislature for allowing me this opportunity to serve the residents of our State. I would also like to thank the other Members of the Board, Joseph Neglia and Bennett Liebman, for their invaluable assistance and wisdom during this past year.

Sincerely,

A handwritten signature in black ink that reads "Mike Hoblock". The signature is written in a cursive, flowing style with a large initial "M".

Michael J. Hoblock, Jr.
Chairman

NEW YORK STATE RACING AND WAGERING BOARD

The New York State Racing and Wagering Board consists of three members, appointed by the Governor with the consent of the New York State Senate, for six-year terms. Of the three, one is designated by the Governor to serve as Chairman.

The current membership of the Board and terms of membership is as follows:

Michael J. Hoblock, Jr. Chairman	February 2002
Bennett Liebman	February 2000
Joseph Neglia	February 1998

BOARD EXECUTIVE STAFF

Edward J. Martin	Executive Director
Stephanie L. Donato	Secretary to Board
Robert Feuerstein	General Counsel
James Gallagher	Chief of Racing Operations
George Dranichak	Chief of Racing Officials
John Signor	Chief of Audits and Investigations

OFFICE LOCATIONS

Executive Office:	1 Watervliet Avenue Extension Albany, New York 12206-1668 Telephone (518) 453-8460 Fax (518) 453-8494
New York City Office:	1 Penn Plaza, Suite 725 New York, New York 10119 Telephone (212) 290-4401 Fax (212) 290-4410
Games of Chance Unit:	1 Watervliet Avenue Extension Albany, New York 12206-1668 Telephone (518) 453-8460 Fax (518) 453-8494
Turning Stone Casino:	5218 Patrick Road, P.O. Box 126 Verona, New York 13478 Telephone (315) 363-2803 Fax (315) 361-6425

TABLE OF CONTENTS

<i>History of Racing and Wagering Board</i>	<i>Page</i>	<i>7</i>
<i>Thoroughbred Tracks</i>	<i>Page</i>	<i>8</i>
<i>Harness Tracks</i>	<i>Page</i>	<i>14</i>
<i>Off-Track Betting Corporations</i>	<i>Page</i>	<i>22</i>
<i>Unit Reports</i>		
<i>Licensing</i>	<i>Page</i>	<i>31</i>
<i>Legal</i>	<i>Page</i>	<i>32</i>
<i>Bell Jar</i>	<i>Page</i>	<i>34</i>
<i>Bingo</i>	<i>Page</i>	<i>36</i>
<i>Indian Gaming</i>	<i>Page</i>	<i>38</i>
<i>Simulcasting</i>	<i>Page</i>	<i>41</i>
<i>Statistical Data</i>	<i>Page</i>	<i>42</i>

MICHAEL J. HOBLOCK, JR.

Michael J. Hoblock, Jr., appointed to the Racing & Wagering Board by Governor Pataki, was confirmed by the New York State Senate on May 6, 1997. He was designated by the Governor to serve as Chairman. Prior to his chairmanship of the Board, Mr. Hoblock was of counsel to the Albany law firm of Crane, Kelley, Greene and Parente.

After obtaining his Juris Doctor, Mr. Hoblock voluntarily served with the United States Marine Corps in Vietnam, where he was awarded the Bronze Star. Upon completion of active duty in 1971, Mr. Hoblock then joined the law firm of Zubres, D'Agostino, Hoblock & Greisler, eventually rising to partner. Mr. Hoblock's first elective office was to the New York State Assembly in 1978 where he served three terms. Following his service in the Assembly, Mr. Hoblock was elected as a member of the Colonie Town Board, serving for six years before being elected Albany County Executive. In 1994, Mr. Hoblock was elected to the New York State Senate.

As co-owner of a Standardbred in the early 1970's, Mr. Hoblock had the opportunity to experience the racing industry firsthand as an active participant. While his horse raced primarily at the harness tracks in New York State, Mr. Hoblock gained valuable knowledge that has served him well in his role as Chairman of the Board. In addition, as a legislator, he was instrumental in securing passage of legislation that was beneficial to the charitable gaming industry. From 1979 to 1985, he also served as Vice-Chairman of the Elks Government Relations Committee and assisted with the formation of the NYS Division of CONPOR

Mike Hoblock and his wife Karen reside in Loudonville, New York.

Elected Career History

New York State Senator	1995-1996
Albany County Executive	1992-1994
Member, Town of Colonie Board	1985-1991
New York State Assemblyman	1978-1984

Private Industry

Of Counsel, Crane, Kelley, Greene and Parente
Partner, Zubres, D'Agostino, Hoblock & Griesler, P.C.

Education

Albany Law School Albany, New York	Juris Doctor
Siena College Loudonville, New York	Bachelor of Business Administration

Military Service

U.S. Marine Corps, Captain
U.S. Marine Corps, Staff Judge Advocate General and Military Judge
U.S. Marine Corps, Infantry Company Commander

JOSEPH P. NEGLIA

Joseph P. Neglia was first appointed to the New York State Racing and Wagering Board in 1984. A graduate of El Camino College in California, Mr. Neglia founded Al-Brite Paint Company Incorporated, and served as President for 23 years. He later served as Assistant Industrial Commissioner for the New York State Department of Labor and as Deputy Executive Director for the New York State Board of Elections. In 1978, Mr. Neglia was appointed by Governor Hugh Carey to the New York State Mediation Board where he served until his appointment to the Racing and Wagering Board.

In 1992, Joe Neglia was elected Chairman of the Association of Racing Commissioners International (ARCI), and has served as Treasurer, First and Second Vice President and President-Elect. In 1994, Mr. Neglia was awarded the ARCI's Joan Pew Award which is presented to a Racing Commissioner who has displayed "courage, dedication, vision and vitality."

Joe Neglia resides in Brooklyn, New York with his wife Irene. They are the parents of four grown children.

BENNETT LIEBMAN

Bennett Liebman was first confirmed to the Racing and Wagering Board in 1988. Mr. Liebman graduated summa cum laude from Union College and earned his law degree cum laude from New York University.

Bennett Liebman began his State service in 1975 as an Assistant to the Secretary of State. He later served as Associate Counsel and Counsel to Lieutenant Governor Mario M. Cuomo and later was appointed Special Deputy Counsel to Governor Cuomo. Mr. Liebman also served as Assistant Commissioner for Legal Affairs in the New York State Department of Taxation and Finance, a position he held until being confirmed to the Racing and Wagering Board. Mr. Liebman is the author of more than fifty published articles on horse racing and served from 1992 to 1995 as a contributing writer for the Daily Racing Form.

He resides in Slingerlands, New York with his wife Deborah and their two daughters.

HISTORY OF THE NEW YORK STATE RACING AND WAGERING BOARD

The New York State Racing and Wagering Board was established by the State Legislature in 1973. The Board was created to combine the functions of the various existing racing commissions to provide a centralized authority. Pursuant to statute, the Board was given "general jurisdiction over all horse racing activities and all pari-mutuel betting activities, both on-track and off-track, in the state and over the corporations, associations, and persons engaged therein."

Prior to the 1973 enactment, the State had several Commissions which were charged with the regulation and oversight of legalized gambling that governed Thoroughbred Racing, Harness Racing, Quarter Horse Racing, Off-Track Betting and the Lottery. Under the new legislation, these Commissions were consolidated into the New York State Racing and Wagering Board.

Of the consolidated commissions, the State Racing Commission was the oldest, having been established in 1895. The Commission also held the prestige of being the oldest racing regulatory body in the nation. When the Racing and Wagering Board assumed the powers and duties of the Racing Commission, a reconstituted State Racing Commission was created as an advisory board.

The first permanent appointment to the Racing and Wagering Board was Joseph H. Boyd, Jr. Mr. Boyd was appointed as a member on June 30, 1973 by Governor Nelson Rockefeller. Emil Mosbacher, Jr., the first permanent Chairman of the Board was appointed on August 1, 1973.

The New York State Thoroughbred Breeding and Development Fund was also legislatively established in 1973. The object of the Fund is to promote breeding in New York State through breeders, owners and stallion awards for the successes of New York-bred Thoroughbreds.

In 1975, the functions of the Bingo Control Commission were transferred to the Board. Since this transfer the Board has regulated both bingo and games of chance conducted by religious, charitable and certain non-profit organizations. Bingo was authorized pursuant to a constitutional amendment passed in 1957. Games of chance were authorized by constitutional amendment in 1975.

Finally, since 1993, the Board has regulated Indian gaming in the State pursuant to compacts entered between the State and the Oneida Indian Nation of New York, and the State and the St. Regis Mohawk Tribe. Currently there is one Native American casino in New York State which is operated by the Oneida Indian Nation in Verona, New York. The Nation-State Compact between the Oneida Indian Nation of New York and the State of New York, which was negotiated under the federal Indian Gaming Regulatory Act, was approved by the United States Department of the Interior on June 4, 1993. The Oneida Turning Stone Casino opened on July 20, 1993.

A compact was also signed between the State and the St. Regis Mohawk Tribe in 1993 under which the Board would regulate the gaming operations of the Mohawk. The St. Regis Mohawks, however, have not yet opened a casino.

Thoroughbred Tracks



Photo by Adam Coglianesi

Triple Crown Winners in History

1919- Sir Burton

1930- Gallant Fox

1935- Omaha

1937- War Admiral

1941- Whirlway

1943- Count Fleet

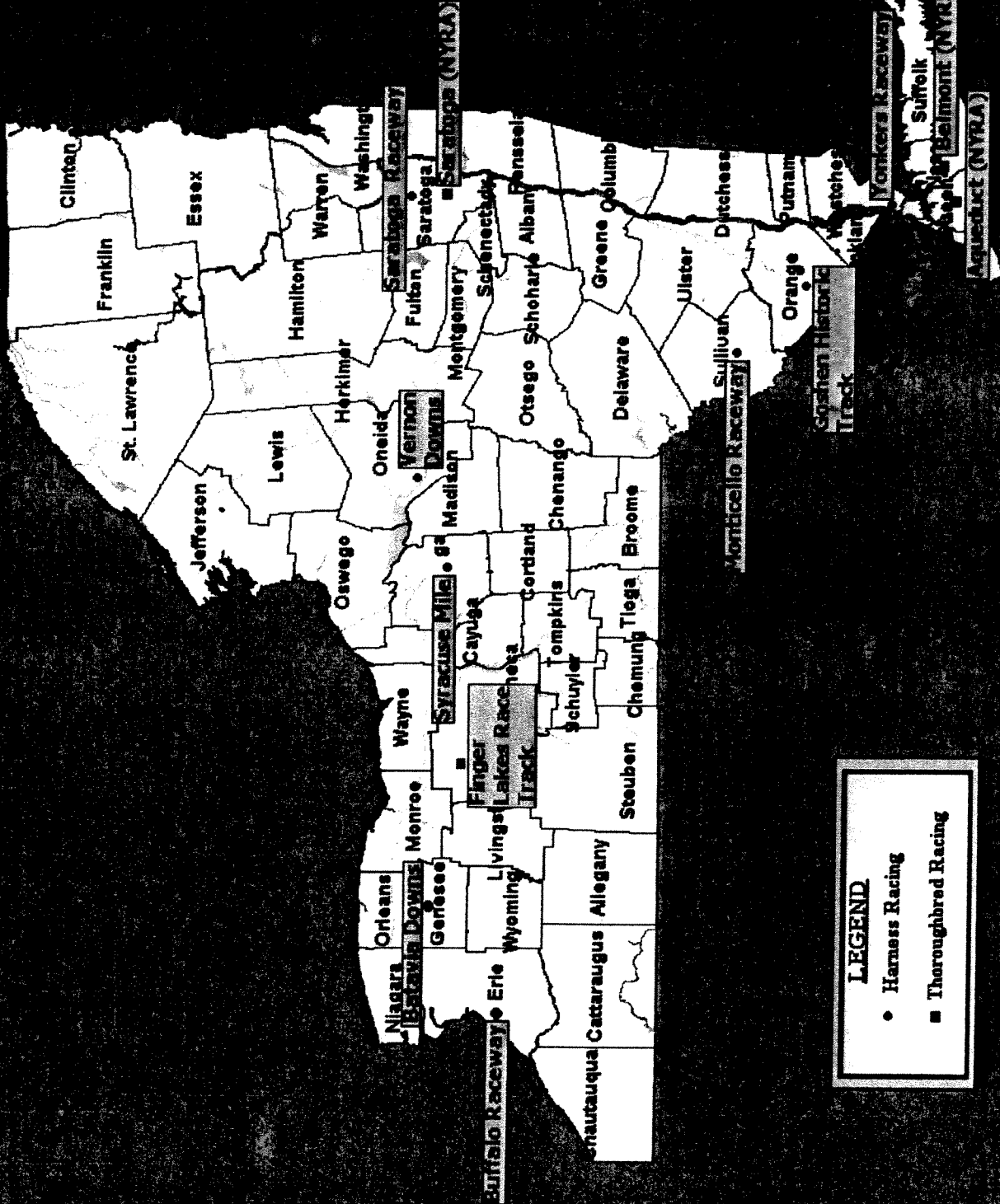
1946- Assault

1948- Citation

1973- Secretariat

1977- Seattle Stew

1978- Affirmed



LEGEND

- Harness Racing
- Thoroughbred Racing

Aqueduct Racetrack

Aqueduct Racetrack
Belt Parkway
Ozone Park, NY 11417

AQUEDUCT

Phone: (718) 641-4700
 Fax: (718) 843-7786

Website Address: <http://www.nyra.com/aqueduct/>

Aqueduct Racetrack, which opened in 1894 in Queens, was rebuilt in 1959. The racetrack is located on Rockaway Boulevard and may be reached from the Van Wyck or Long Island Expressway.

Size of Track: One and 1/8 mile
 Capacity:
 Grandstand seating: 5,000
 Clubhouse seating: 700

Beginning and Ending Dates:
 January 1 – May 11
 October 22 – December 31

State Racing Officials: State Steward: John Joyce

Racing Statistics	1996	1997
Racing Days	129	146
Attendance	761,683	806,880
On Track Handle	\$ 166,875,000	\$ 163,965,000
Simulcasts from NYS Tracks	27,932,000	27,031,000
Simulcasts from out of state tracks	<u>58,972,000</u>	<u>72,909,000</u>
Total Facility Handle	\$ <u>253,779,000</u>	\$ <u>263,905,000</u>
Returned to Bettors	\$ 203,273,000	\$ 211,683,000
Association Fees	\$ 41,212,000	\$ 43,023,000
Breeders Funds	\$ 1,274,000	\$ 1,324,000
State Pari-Mutuel Tax	\$ 8,020,000	\$ 8,063,000
Gross Purses Paid	\$ 36,405,000	\$ 40,912,000

Note: All figures have been rounded

Belmont Park
Hempstead Turnpike
Elmont, New York 11003



Phone: (516) 488-6000
 Fax: (516) 488-6652

Website Address: <http://www.nyra.com/belmont/>

Home of the Belmont Stakes, the third jewel of racing's Triple Crown, Belmont Park was named for August Belmont II. One of the older racetracks in the United States, racing commenced at Belmont Park in 1905. Remodeled in 1968, the track can now accommodate up to 90,000 racing fans.

Size of Track: One and ½ mile
 Capacity:

Grandstand seating: 32,491
 Clubhouse seating: 1,800

Beginning and Ending Dates:
 May 14 – July 29
 September 5 – October 19

State Racing Officials: **State Steward:** John Joyce

Belmont Park

Racing Statistics	1996	1997
Racing Days	93	83
Attendance	749,062	698,438
On Track Handle	\$ 161,718,000	\$ 140,838,000
Simulcasts from NYS Tracks	- 0 -	- 0 -
Simulcasts from out of state tracks	<u>28,406,000</u>	<u>27,850,000</u>
Total Facility Handle	\$ <u>190,124,000</u>	\$ <u>168,688,000</u>
Returned to Bettors	\$ 152,648,000	\$ 135,559,000
Association Fees	\$ 30,168,000	\$ 26,766,000
Breeders Funds	\$ 955,000	\$ 846,000
State Pari-Mutuel Tax	\$ 6,353,000	\$ 5,692,000
Gross Purses Paid	\$ 37,201,000	\$ 36,408,000

Note: All figures have been rounded

Finger Lakes Race Track

Finger Lakes Race Track

**P.O. Box 25250
Farmington, New York 14425**



Phone: (716) 924-3232
Fax: (716) 924-7275

Website address: <http://www.canamhorse.com/fl.html>

Finger Lakes Race Track is the only thoroughbred track operated by a for-profit corporation in New York State. Currently owned by Delaware-North Incorporated and operated by the Finger Lakes Racing Association, the track opened in 1962. Located in central New York near Rochester, Finger Lakes may be reached by taking Exit 44 of the New York State Thruway to Routes 332 and 96.

Size of Track: One mile
Capacity:
Grandstand seating: 4,000
Clubhouse seating: 2,000

Beginning and Ending Dates:
April 5 – April 29
May 2 – October 31
November 1 – December 3

State Racing Officials: State Steward: Stuart Rainey

Racing Statistics	1996	1997
Racing Days	167	170
Attendance	271,584	264,306
On Track Handle	\$ 31,490,000	\$ 28,036,000
Simulcasts from NYS Tracks	5,756,000	5,367,000
Simulcasts from out of state tracks	<u>3,862,000</u>	<u>4,289,000</u>
Total Facility Handle	\$ <u>41,108,000</u>	\$ <u>37,692,000</u>
Returned to Bettors	\$ 32,408,000	\$ 29,742,000
Association Fees	\$ 8,040,000	\$ 7,337,000
Breeders Funds	\$ 206,000	\$ 189,000
State Pari-Mutuel Tax	\$ 454,000	\$ 427,000
Gross Purses Paid	\$ 11,061,000	\$ 11,383,000

Note: All figures have been rounded

Saratoga Race Course
Union Avenue
Saratoga Springs, NY 12866

Phone: (518) 584-6200
 Fax: (518) 488-6652



Website Address: <http://www.nyra.com/saratoga/>

Home of the Grade I Travers Stakes, Saratoga is the oldest functioning race track in the country, with horse racing being inaugurated in 1863. Located in the City of Saratoga Springs, the track is on Union Avenue just off of Exit 14 of the Northway (I-87).

Size of Track: One and 1/8 mile
 Capacity:

Grandstand seating: 18,000
 Clubhouse seating: 1,380

Beginning and Ending Dates:
 July 23 – September 1


State Racing Officials: State Steward: John Joyce

Racing Statistics	1996	1997
Racing Days	34	36
Attendance	803,086	826,992
On Track Handle	\$ 98,382,000	\$ 1,110,000
Simulcasts from NYS Tracks	- 0 -	- 0 -
Simulcasts from out of state tracks	<u>2,159,000</u>	<u>2,938,000</u>
Total Facility Handle	\$ <u>100,541,000</u>	\$ <u>104,048,000</u>
Returned to Bettors	\$ 80,922,000	\$ 83,700,000
Association Fees	\$ 15,529,000	\$ 16,090,000
Breeders Funds	\$ 506,000	\$ 524,000
State Pari-Mutuel Tax	\$ 3,584,000	\$ 3,758,000
Gross Purses Paid	\$ 15,568,000	\$ 16,615,000

Note: All figures have been rounded

Saratoga Race Course

Harness Tracks



Hambletonian Winners In the 1990s

*1990- Harmonious
1991- Giant Victory
1992- Alf Palema
1993- American Winner
1994- Victory Dream
1995- Tagliabue
1996- Continentalvictory
1997- Malabar Man*

Little Brown Jug Winners in the 1990s


*1990- Beach Towel
1991- Precious Bunny
1992- Fake Left
1993- Life Sign
1994- Magical Mike
1995- Nick's Fantasy
1996- Armbro Operative
1997- Western Dreamer*

Batavia Downs

8315 Park Road
 Batavia, New York 14020

Phone: (716) 343-3750

Fax: (716) 343-7773



Batavia Downs, owned and operated by the Genesee-Monroe Racing Association, opened in 1940. The racetrack is located in Batavia, Genesee County on Route 5. The track is presently not operating pending completion of the sale to the Western Regional Off-Track Betting Corporation and all required approvals.

Size of Track: Half mile oval
 Capacity:

Grandstand seating: 5,000
 Clubhouse seating: 700

Beginning and Ending Dates:
 July 30 – October 18

State Racing Officials: Presiding Judge: Arthur Gray

Racing Statistics	1996	1997
Racing Days	52	53
Attendance	55,332	48,862
On Track Handle	\$ 4,096,000	\$ 3,138,000
Simulcasts from NYS Tracks	5,019,000	3,854,000
Simulcasts from out of state tracks	3,069,000	2,933,000
Total Facility Handle	\$ 12,184,000	\$ 9,925,000
Returned to Bettors	\$ 9,601,000	\$ 8,220,000
Association Fees	\$ 2,312,000	\$ 1,502,000
Breeders Funds	\$ 98,000	\$ 80,000
State Pari-Mutuel Tax	\$ 173,000	\$ 137,000
Gross Purses Paid	\$ 1,234,000	\$ 1,308,000

Note: All figures have been rounded

Batavia Downs

Buffalo Raceway

Buffalo Trotting Association, Inc.

**P.O. Box 38
Hamburg, New York 14075**

Phone: (716) 649-1280
Fax: (716) 649-0033



Website Address: <http://www.canamhorse.com/buf.html>

Buffalo is operated by the Erie County Agricultural Society. Located in the Town of Hamburg on the McKinley Parkway, the Raceway is situated 12 miles south of Buffalo.

Size of Track: One half mile
Capacity:
Grandstand seating: 5,000
Clubhouse seating: 700

Beginning and Ending Dates:
January 2 – July 26
October 22 – December 31

State Racing Officials: Presiding Judge: Arthur Gray

Racing Statistics	1996	1997
Racing Days	156	148
Attendance	172,095	128,748
On Track Handle	\$ 15,003,000	\$ 10,739,000
Simulcasts from NYS Tracks	6,537,000	5,178,000
Simulcasts from out of state tracks	8,727,000	8,810,000
Total Facility Handle	\$ 30,267,000	\$ 24,727,000
Returned to Bettors	\$ 23,777,000	\$ 19,374,000
Association Fees	\$ 5,894,000	\$ 4,862,000
Breeders Funds	\$ 256,000	\$ 211,000
State Pari-Mutuel Tax	\$ 340,000	\$ 281,000
Gross Purses Paid	\$ 4,339,000	\$ 3,804,000

Note: All figures have been rounded

Monticello Raceway Management Incorporated

Monticello, New York 12701

Phone: (914) 794-4100

Fax: (914) 794-4110



Monticello Raceway, located in Sullivan County, first opened for racing in 1958. The Raceway may be reached via Routes 17 and 17-B.

Size of Track: One half mile
Capacity:

Grandstand seating: 5,000
Clubhouse seating: 600

Beginning and Ending Dates:

January 1 – July 2

July 4 – July 30

August 1- August 31

September 1 – September 30

October 4 – December 30

State Racing Officials: Presiding Judge: Robert Haughton

Racing Statistics	1996	1997
Racing Days	227	217
Attendance	171,467	120,341
On Track Handle	\$ 19,168,000	\$ 15,063,000
Simulcasts from NYS Tracks	6,516,000	5,783,000
Simulcasts from out of state tracks	9,330,000	7,768,000
Total Facility Handle	\$ 35,014,000	\$ 28,614,000
Returned to Bettors	\$ 27,609,000	\$ 22,496,000
Association Fees	\$ 6,742,000	\$ 5,568,000
Breeders Funds	\$ 322,000	\$ 260,000
State Pari-Mutuel Tax	\$ 341,000	\$ 291,000
Gross Purses Paid	\$ 5,466,000	\$ 5,406,000

Note: All figures have been rounded

Monticello Raceway

Saratoga Raceway

Saratoga Harness Racing, Inc.

**P.O. Box 356
Saratoga Springs, NY 12866**

Phone: (518) 584-2110

Fax: (518) 583-0995

Saratoga Raceway, which opened for racing in 1941, is currently owned and operated by the Saratoga Harness Racing Association. Located in the city of Saratoga Springs, two miles from downtown Saratoga, on Nelson Avenue, the track is off I-87 exit 13N or 14.

SARATOGA



**EQUINE
SPORTS
CENTER**



Racing Since 1941

Size of Track: Half mile oval

Capacity:

Grandstand seating: 2,000

Clubhouse seating: 1,700

Beginning and Ending Dates:

February - April

May - June

July - August

October - November

State Racing Officials: Presiding Judge: Peter Russo


Racing Statistics	1996	1997
Racing Days	141	141
Attendance	153,286	139,502
On Track Handle	\$ 9,620,000	\$ 8,562,000
Simulcasts from NYS Tracks	11,480,000	11,856,000
Simulcasts from out of state tracks	9,822,000	12,756,000
Total Facility Handle	\$ 30,922,000	\$ 33,174,000
Returned to Bettors	\$ 24,518,000	\$ 26,267,000
Association Fees	\$ 5,753,000	\$ 6,214,000
Breeders Funds	\$ 229,000	\$ 242,000
State Pari-Mutuel Tax	\$ 422,000	\$ 459,000
Gross Purses Paid	\$ 3,382,000	\$ 3,284,000

Note: All figures have been rounded

Syracuse Mile

**New York State Fairgrounds
Syracuse, New York 13209**

Phone: (315) 487- 7711



This meet, which is jointly conducted by the Mid-State Raceway, Inc., and Buffalo Trotting Association, Inc., operates only during the New York State Fair. The racetrack is located on the State Fairgrounds in Syracuse, off I-90 exit 36.

Size of Track: One mile
Capacity:

Grandstand seating:16,000

Beginning and Ending Dates:
August 2 – August 17

State Racing Officials: Presiding Judge: Edward Haskell

Syracuse Mile

Racing Statistics	1996	1997
Racing Days	7	7
Attendance	13,427	11,814
On Track Handle	\$ 1,516,000	\$ 1,179,000
Simulcasts from NYS Tracks	- 0 -	- 0 -
Simulcasts from out of state tracks	- 0 -	- 0 -
Total Facility Handle	\$ 1,516,000	\$ 1,179,000
Returned to Bettors	\$ 1,188,000	\$ 925,000
Association Fees	\$ 302,000	\$ 235,000
Breeders Funds	\$ 15,000	\$ 12,000
State Pari-Mutuel Tax	\$ 11,000	\$ 8,000
Gross Purses Paid	\$ 1,143,000	\$ 1,003,000

Note: All figures have been rounded

Vernon Downs

Vernon Downs

Mid-State Raceway, Inc.
 P.O. Box 860
 Vernon, New York 13476-0860



Phone: (315) 829-2201
 Fax: (315) 829-4384

Vernon Downs is owned and operated by the Mid-State Raceway, Inc. The track, which opened for racing in 1953, is located in Vernon, Oneida County, just off Route 5 and the New York State Thruway (Exit 33).

Size of Track: 3/4 mile oval with 1/4 mile starting chute.

Beginning and Ending Dates:

Capacity:
 Grandstand seating: 1,700
 Clubhouse seating: 1,400

April 19 – November 1

State Racing Officials: Presiding Judge: Anthony Stellone

Racing Statistics	<u>1996</u>	<u>1997</u>
Racing Days	115	77
Attendance	200,387	127,033
On Track Handle	\$ 10,639,000	\$ 6,121,000
Simulcasts from NYS Tracks	6,091,000	5,622,000
Simulcasts from out of state tracks	9,696,000	8,318,000
Total Facility Handle	\$ <u>26,426,000</u>	\$ <u>20,061,000</u>
Returned to Bettors	\$ 20,865,000	\$ 15,901,000
Association Fees	\$ 5,040,000	\$ 3,737,000
Breeders Funds	\$ 239,000	\$ 179,000
State Pari-Mutuel Tax	\$ 282,000	\$ 252,000
Gross Purses Paid	\$ 4,052,000	\$ 1,894,000

Note: All figures have been rounded

Yonkers Raceway

**Yonkers Racing Corporation
Yonkers, New York 10704**

Phone: (914) 968-4200
Fax: (914) 968-4479



Yonkers Raceway, owned by the Rooney family of Pittsburgh, Pennsylvania, opened in 1950. With the closing of Roosevelt Raceway in 1988, Yonkers increased its racing dates to nearly year-round. The Raceway is located on Central Avenue, in Yonkers.

Size of Track: One-half mile oval with
hubless rail.

Capacity:

Grandstand seating: 4,000
Clubhouse seating: 6,200

Beginning and Ending Dates:

January 2 – December 31 →

State Racing Officials: Presiding Judge: Frank Pellegrino










Yonkers Raceway

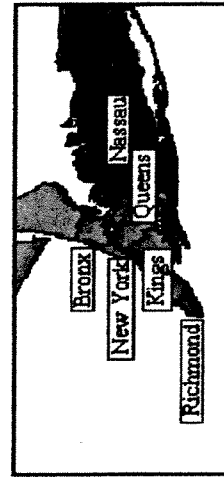
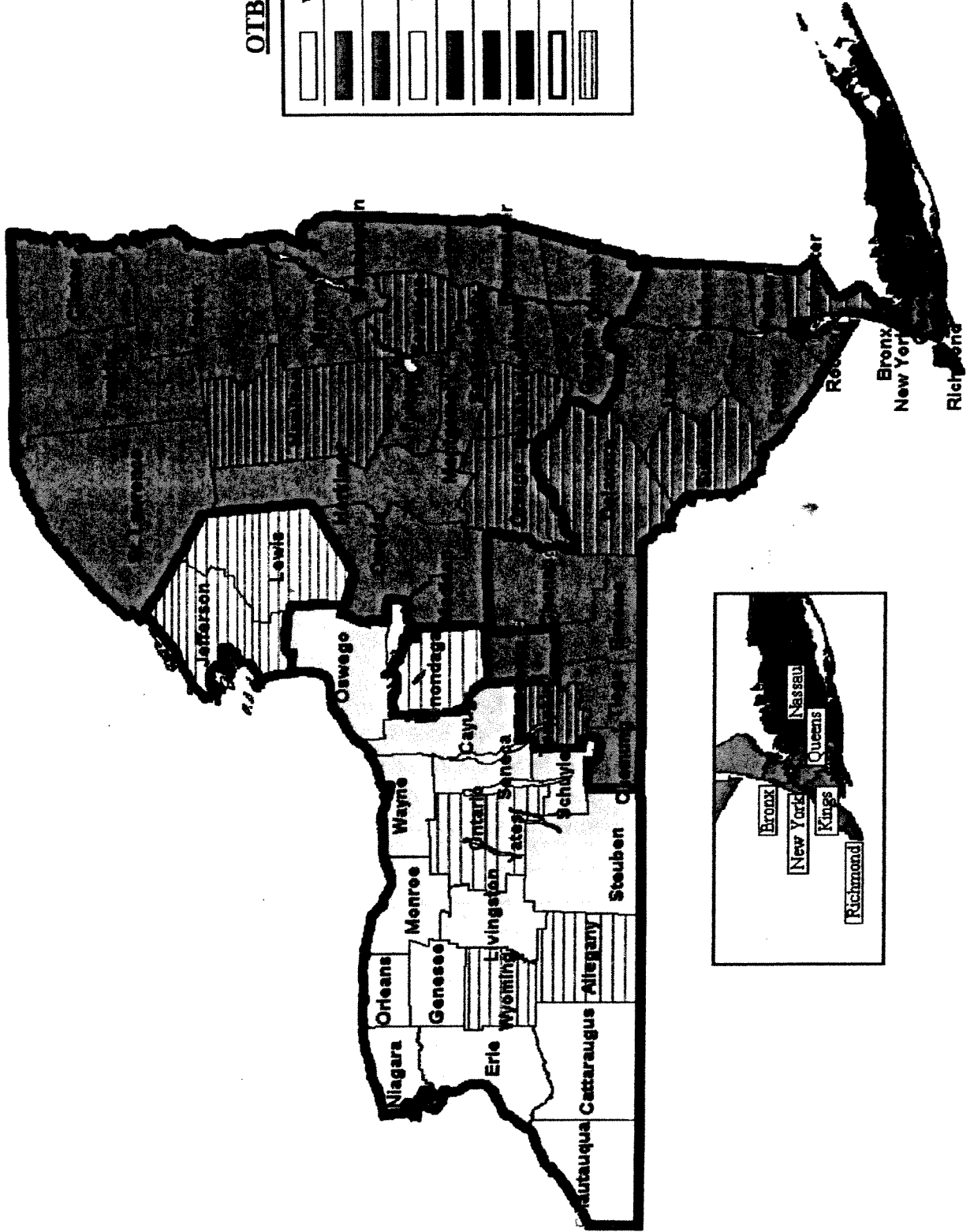
Racing Statistics	<u>1996</u>	<u>1997</u>
Racing Days	292	252
Attendance	317,082	250,349
On Track Handle	\$ 50,794,000	\$ 46,698,000
Simulcasts from NYS Tracks	77,731,000	52,956,000
Simulcasts from out of state tracks	26,109,000	41,416,000
Total Facility Handle	\$ <u>154,634,000</u>	\$ <u>141,070,000</u>
Returned to Bettors	\$ 122,411,000	\$ 111,548,000
Association Fees	\$ 28,897,000	\$ 26,616,000
Breeders Funds	\$ 1,187,000	\$ 925,000
State Pari-Mutuel Tax	\$ 2,139,000	\$ 1,998,000
Gross Purses Paid	\$ 19,601,000	\$ 19,204,000

Note: All figures have been rounded

Off Track Betting

OTB Regions

	Western Region
	Catskill Region
	Capital Region
	Unaffiliated
	New York City
	Nassau County
	Suffolk County
	Regions
	Not Member of OTB Region



Capital Regional OTB

CAPITAL REGIONAL OFF-TRACK BETTING CORPORATION

Thomas Cholakis, President

510 Smith Street

Schenectady, NY 12305

Phone: (518) 370-5151

Fax: (518) 370-5460

Website address: <http://www.capitalotb.com>



Capital District Regional Off-Track Betting Corporation (Capital) is comprised of twenty-one counties and the City of Schenectady. Seventeen of these counties participate in off-track betting. Capital, which currently operates 51 branches, is located in the northeastern portion of New York State. The major cities located within the region are Albany, Schenectady, Troy and Utica. There is one thoroughbred track, Saratoga Race Course, and two harness tracks, Saratoga Raceway and Vernon Downs, located within the region covered by Capital District OTB.

SIMULCAST THEATER

Capital opened its teleplex racing center in 1985. The Teleplex Racing Center is a single building containing two OTB facilities. One facility is an enhanced telebranch, the other a simulcast theater. The enhanced telebranch offers food and alcoholic beverages and has no dress code. The telebranch does not charge an admission fee and winning wagers are subject to the OTB surcharge. Admission to the Simulcast Theater is \$3.00 with no surcharge on winning wagers.

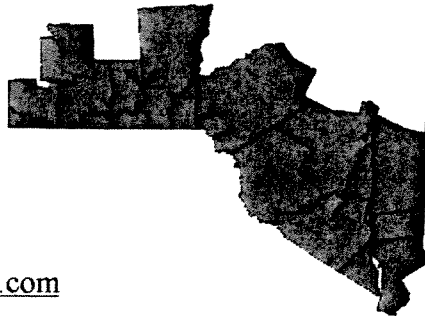
	<u>1996</u>	<u>1997</u>
NYS Thoroughbred Handle	\$ 111,948,000	\$ 111,769,000
NYS Harness Handle	24,420,000	22,929,000
Out-of-State Tracks	70,283,000	78,005,000
Special Events	<u>3,735,000</u>	<u>3,705,000</u>
TOTAL HANDLE	<u>\$ 210,386,000</u>	<u>\$ 216,408,000</u>

CATSKILL REGIONAL OFF-TRACK BETTING CORPORATION

Donald Groth, President

Park Place

Pomona, NY 10970



Phone: (914) 362-0400

Fax: (914) 362-0419

Website address: <http://www.interbets.com>

Catskill Regional Off-Track Betting Corporation (Catskill) is comprised of thirteen counties, nine of which participate as members of this corporation. The Corporation has 29 branches, which are located in the eastern and southern regions of the state. Some of the larger cities served by Catskill are Binghamton, Elmira, Kingston, Middletown, Newburgh and Suffern. In the Catskill region there are two operating tracks, both of which are harness tracks, Monticello and Yonkers Raceways.

SIMULCAST THEATER

The Park Place Teletheatre is located in Suffern, New York. This simulcast theater opened in 1996. There is a \$5.00 admission charge. There is no surcharge on winning wagers.

	<u>1996</u>	<u>1997</u>
NYS Thoroughbred Handle	\$ 57,619,000	\$ 56,645,000
NYS Harness Handle	21,929,000	21,014,000
Out-of-State Tracks	38,943,000	44,065,000
Special Events	<u>2,643,000</u>	<u>2,863,000</u>
TOTAL HANDLE	<u>\$ 121,134,000</u>	<u>\$ 124,587,000</u>

Note: All figures have been rounded

Catskill Regional OTB

Nassau Regional OTB

NASSAU REGIONAL OFF-TRACK BETTING CORPORATION

Gregory Peterson, President
220 Fulton Avenue
Hempstead, New York 11550



Phone: (516) 572-2800
 Fax: (516) 572-2840

Nassau Regional Off-Track Betting Corporation (Nassau) is comprised of one county, Nassau. Nassau operates sixteen branches. Pursuant to Article 5-a of the NYS Racing, Pari-Mutuel Wagering and Breeding Law, the regional tracks for Nassau Off-Track Betting Corporation are the NYRA tracks, Yonkers and Monticello. Nassau makes greater use of self-service automated machines than any other State OTB corporation does. Approximately 40% of Nassau's wagering occur on this equipment.

SIMULCAST THEATER

Unlike other OTB corporations throughout the State, Nassau does not have a simulcast theater, nor does it offer beverages, food or the lottery in any branch.

	<u>1996</u>	<u>1997</u>
NYS Thoroughbred Handle	\$ 117,439,000	\$ 121,586,000
NYS Harness Handle	29,201,000	30,624,000
Out-of-State Tracks	70,068,000	77,730,000
Special Events	<u>3,031,000</u>	<u>5,639,000</u>
TOTAL HANDLE	<u>\$ 219,739,000</u>	<u>\$ 235,579,000</u>

NEW YORK CITY OFF-TRACK BETTING CORPORATION

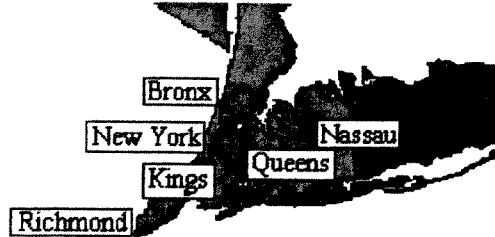
William Carnevale, President

1501 Broadway

New York, New York 10036

Phone: (212) 221-5200

Fax: (212) 221-8020



Website address: <http://www.nycotb.com>

New York City Off-Track Betting Corporation, located entirely within the City of New York, is comprised of five counties: New York, Kings, Richmond, Bronx, and Queens where the Corporation operates seventy-six branches. The regional tracks for New York City Off-Track Betting Corporation are the New York Racing Association thoroughbred tracks, and two harness tracks, Yonkers and Monticello, pursuant to Article 5-a of the NYS Racing, Pari-Mutuel Wagering and Breeding Law.

SIMULCAST THEATERS

New York City Off-Track Betting Corporation operates three simulcast theaters, The Winners Circle, The Inside Track and The Select Club, each of which have a \$5.00 admission charge. All three facilities have full service menus and alcoholic beverages. Track prices are paid on simulcast races, as wagers placed at the simulcast theater are not subject to the surcharge.

	<u>1996</u>	<u>1997</u>
NYS Thoroughbred Handle	\$ 477,369,000	\$ 473,497,000
NYS Harness Handle	85,050,000	101,927,000
Out-of-State Tracks	305,532,000	338,460,000
Special Events	<u>12,706,000</u>	<u>14,037,000</u>
TOTAL HANDLE	<u>\$ 880,657,000</u>	<u>\$ 927,920,000</u>

Note: All figures have been rounded

New York City OTB

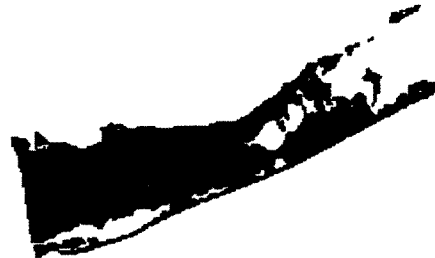
Suffolk Regional OTB

SUFFOLK REGIONAL OFF-TRACK BETTING CORPORATION

Howard C. DeMartini, President

5 Davids Drive

Hauppauge, New York 11787



Phone: (516) 853-1000

Fax: (516) 853-1080

Website address: <http://www.bigwinsatotb.com>

Suffolk Regional Off-Track Betting Corporation, which is located entirely in Suffolk County, operates fifteen branches. At its Airport Branch near Bohemia, Suffolk has individual 9" television monitors available on work-desks called "carrels". This setup enables customers to individually select the video from the various racetracks available. Rental fees for each of the 39 carrels is one dollar (Three dollars if you also utilize a "Tiny Tim" wagering machine). Pursuant to Article 5-a of the NYS Racing, Pari-Mutuel Wagering and Breeding Law, the regional tracks for Suffolk Off-Track Betting are Monticello and Yonkers and the NYRA tracks.

SIMULCAST THEATERS

The simulcast theater at Suffolk OTB, called Tel-A-Race, opened in May 1986. This facility offers a full-sized restaurant, a snack bar, two large theater areas, and a bar with alcoholic beverage service. Carrels (work-desks) and "Tiny Tim's" are rented for three dollars a day at the simulcast theater. If the customer decides to not make use of the "Tiny Tim" the rental for the carrel is one dollar per day. The admission charge at Tel-A-Race is \$5.00 and there is a dress code. Track prices are paid on simulcast races, with no surcharge on winnings.

	<u>1996</u>	<u>1997</u>
NYS Thoroughbred Handle	\$ 83,169,000	\$ 84,144,000
NYS Harness Handle	23,984,000	18,471,000
Out-of-State Tracks	49,180,000	54,180,000
Special Events	<u>2,415,000</u>	<u>2,495,000</u>
TOTAL HANDLE	<u>\$ 158,748,000</u>	<u>\$ 159,290,000</u>

Note: All figures have been rounded

WESTERN REGIONAL OFF-TRACK BETTING CORPORATION

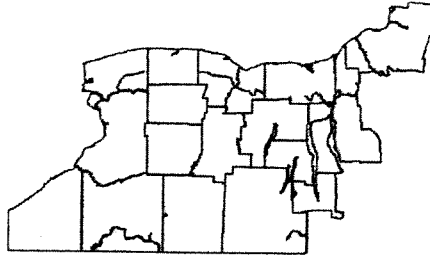
Martin Basinait, President

700 Ellicott Street

Batavia, New York 14020

Phone: (716) 343-1423

Fax: (716) 343-6873



Website address: <http://www.westernotb.com>

The Western Regional Off-Track Betting Corporation, located in Western New York State, is comprised of 18 counties, 15 of which participate in off-track betting. The two major cities served by Western area, Buffalo and Rochester, also participate as full members of OTB. Western has forty branches and a simulcast theater.

Within its region, Western OTB contains one thoroughbred track (Finger Lakes Race Track) and two harness tracks (Buffalo Raceway and Batavia Downs).

SIMULCAST THEATER

Western opened its first simulcast theater on May 1, 1993, at the Rainbow Center Mall in Niagara Falls. This facility, which charges a \$3 admission fee, seats 240 people, offers restaurant service including alcoholic beverages and has no dress code. Winning wagers on non-simulcast races are subject to the surcharge.

	<u>1996</u>	<u>1997</u>
NYS Thoroughbred Handle	\$ 81,941,000	\$ 75,146,000
NYS Harness Handle	31,807,000	28,697,000
Out-of-State Tracks	59,961,000	64,647,000
Special Events	<u>2,835,000</u>	<u>2,770,000</u>
TOTAL HANDLE	<u>\$ 176,544,000</u>	<u>\$ 171,260,000</u>

Note: All figures have been rounded

Western Regional OTB

Unit Reports

Licensing

Legal

Bell Jar

Bingo

Indian Gaming

Simulcasting

LICENSING

All participants in racing in New York State are required to obtain occupational licenses which have been issued on a calendar year basis for one, two or three years. In 1997, a total of 19,908 licenses were valid to participate at New York State's race tracks. Harness racing licenses valid totaled 9,939, while 9,969 licenses were valid in the Thoroughbred division. This was an increase from the previous year, in which the number of valid licenses totaled at 19,352. The licensing unit processed and transmitted 4,559 fingerprint sets in 1997

Occupational Licenses valid in 1997			
Category	Harness	Thoroughbred	Total
Agents		143	143
Cleaning Service	45	297	342
Driver	1,072		1,072
Farrier	33	46	79
Food Service	89	183	272
General Service	411	980	1,391
Jockey		257	257
Owner	4,681	3,675	8,356
Security	117	293	410
Stable Employees	1,348	2,816	4,164
Track Management	64	107	171
Trainer	2,044	1,117	3,161
Veterinarian	35	55	90
Total	9,939	9,969	19,908

Regulatory Activities

The Board issued 864 rulings for violations of racing laws, rules, and regulations, at both harness and thoroughbred tracks. The Board levied fines to licenses for racing-related violations in the amount of \$54,940.

Summary Of Rulings By Track

<u>Harness</u>	
Batavia	44
Buffalo	95
Monticello	231
Saratoga	89
Vernon	34
Yonkers	257
<u>Thoroughbred</u>	
Finger Lakes	81
N.Y.R.A.	33
<u>Total</u>	864

Legislation

There were significant legislative developments in horse racing in 1997. In perhaps the main development, the legislature in chapter 445 of the Laws of 1997 extended the franchise of the New York Racing Association [NYRA] (the non-profit racing association which conducts racing at Belmont, Aqueduct and Saratoga racetracks) until the end of calendar year 2007. The franchise had been scheduled to expire on December 31, 2000. Besides extending the NYRA franchise, there were several additional legislative developments affecting NYRA. NYRA is authorized to apply for a license to conduct harness racing at any of its facilities. The first \$2 million of NYRA profits are allocated to purses at NYRA tracks, and profits in excess of \$2 million are allocated to the New York State Thoroughbred Racing Capital Investment Fund for repayment of debt. NYRA is not permitted to convey any of its racing facilities unless legislation is passed which authorizes such a conveyance.

This legislation also made several changes in the existing simulcast laws in New York. On all days that NYRA is not conducting a race meeting at Saratoga, OTB's and tracks are permitted to take two full cards of out-of-state thoroughbred racing during the afternoon. Additionally, the simulcasting of out-of-state harness racing and the simulcasting of out-of-state "bridge" thoroughbred tracks (Bridge racing refers to out-of-state thoroughbred racing permitted between the close of the NYRA card and 7:30 PM.) was reauthorized by the legislation.

Chapter 672 of the Laws of 1997 was a chapter amendment to the main racing bill. This chapter amendment placed additional governmental oversight over NYRA. The governor is now empowered to name eight members of the NYRA board of trustees. (Previously, the governor had three appointments.) NYRA is required to have its annual financial statement audited by an independent certified accountant approved by the Racing and Wagering Board. The Racing and Wagering Board and NYRA also are required to agree on a form of a plan of operation for NYRA, and all contracts entered into by NYRA with a value in excess of \$250,000 must be awarded pursuant to a process of competitive bidding approved by the Racing and Wagering Board. The Racing and Wagering Board is also authorized to review the character and fitness of contractors who have entered into contracts valued in excess of \$100,000 with NYRA.

SUMMARY OF BOARD ACTION ON RULES

The Board adopted the following rule amendments:

1. **Raffles:** Rule 5624.3 was amended to establish the additional license fee for raffles at two percent, thereby implementing Chapter 550 of the Laws of 1994.
2. **Thoroughbred Whip Rule:** Rule 4035.9 was amended regarding the use of whips on thoroughbred racetracks. The rule enumerates the types of whips allowed and the prohibitions regarding its use.
3. **Expanded Wagering Rules:** The thoroughbred, harness and quarterhorse racing rules were amended to provide for expanded wagering by tracks and off-track betting corporations.

The Board has proposed for action the following rule amendments:

1. **Pick Six:** An amendment to Rule 4011.23 (h)(2) to require the refund of the Pick 6 Pool if three or fewer races are contested. Modifications to the rule were also proposed to provide procedures in the event of scratches or declared non-starters in any Pick 6 race after wagering begins on the Pick 6 pool.
2. **Bell Jar:** Amendments to Parts 5608, 5609 & 5610 as an emergency adoption and rule proposal relating to the codification of the bell jar ticket approval process.
3. **Obsolete Rules:** Parts 4070, 5201, 5211, 5000 and 5001 to be eliminated as they are no longer applicable to the New York State racing industry.
4. **Registry Ownership and Stable Names:** Sections 4024.1 and 4024.2 to be repealed and a new Section 4024.1 added to reflect the role of the Board with regard to ownership and removal of the Jockey Club role; amendments to Part 4026 to reflect the Board's participation in place of the Jockey Club and the use of electronic communications rather than telegrams.
5. **Harness Whip Rule:** Rule 4117.8 to be modified to incorporate aspects of the newly revised USTA whip rule.
6. **Apprentice Jockeys and Weight Allowances:** Rules 4032.1 and 4032.4 to be repealed and replaced with revised rules governing apprentice jockey allowances and extension of apprenticeships.
7. **Games of Chance/Veterans Organizations:** Rule 5624.21 to implement Chapter 190 of the Laws of 1997 which removes any Board pre-disbursement review of the use of proceeds obtained by veterans organizations as a result of the conduct of game of chance.
8. **Compulsive Gamblers/Internet Posting:** A rule to post a message designed to assist compulsive gamblers at each authorized racing entity's web site on the internet.
9. **Cancellation of Pari-Mutuel Tickets:** Rules 4009.28, 4122.47, 4215.27 and 5206.7 relating to the cancellation of pari-mutuel tickets.

Wagering Systems

The conduct of bingo was first authorized through an amendment to the New York State Constitution in 1957, which permits qualified charitable, religious and non-profit organizations to utilize this valuable fundraising mechanism. In 1977, all powers and responsibilities relating to the regulation of bingo were placed under the jurisdiction of the Racing and Wagering Board.

The Board was also granted regulatory authority over games of chance, following the 1975 Constitutional Amendment permitting the conduct of such activities for fundraising purposes by charitable, religious and non-profit organizations.

To assist the Board in its effort, Governor Pataki, with the support of the Legislature, recently provided additional resources to the Racing and Wagering Board. A new unit was formed – the Bureau of Bell Jar and Charitable Gaming Compliance. Since the formation of this unit, the Board has significantly increased its ability to render assistance, advice and training to municipal clerks, law enforcement agencies and the more than 15,000 organizations registered by the Board to conduct charitable gambling in our state. The Board's central desire is to help qualified organizations comply with the laws that permit them to conduct profitable fund-raisers. The goal is to bring each and every organization into compliance, thereby maximizing the proceeds available for worthy causes.

Bell Jar Compliance and Enforcement

The Racing and Wagering Board, through its Bureau of Bell Jar and Charitable Gaming Compliance, is responsible for all licensing, registration, and enforcement activities related to the manufacture, distribution and sale of bell jar tickets to licensed authorized organizations in the State. The primary function of the Bureau's investigative unit is to curtail the trafficking of illegal bell jar tickets into the state and eliminate those illegal activities that siphon revenues away from their intended charitable purposes. Through its expanded field presence, the Board has enhanced its compliance and enforcement endeavors to deter the infiltration of charitable gambling operations by criminal and other undesirable elements. During the

calendar year 1997, nearly three hundred bell jar inspections were conducted by the Bureau, resulting in the confiscation of an estimated \$268,000 worth of illegal bell jar tickets and related gambling paraphernalia. As a result of those inspections, thousands of dollars in unpaid license fees were recovered and remitted to municipalities and the Board. The Bureau conducts its statewide investigations jointly with the Attorney General's Office, the New York State Police and the State Liquor Authority, as well as federal, state and local law enforcement agencies located in New York and other states.

Bureau auditors ensure the proper and accurate collection of additional license fees remitted to the Board. All funds collected are deposited into the special revenue fund, which is used exclusively for compliance and enforcement programs. The following illustrates the revenues generated by bell jar ticket sales in 1997:

**Bell Jar Activity For The
Calendar Year 1997**

	Total
Number of Licensed Organizations	2,024
License Fees Remitted to Clerks	\$43,734
Number of Bell Jar Deals Sold	151,809
Gross Ticket Sales	\$236,439,068
Prizes Awarded	\$168,076,541
Additional Fees Collected By Board	\$2,512,421
Net Profit to Licensed Organizations	\$65,564,119

Bureau personnel are also responsible for ensuring the proper licensing of all manufacturers and suppliers of games of chance equipment and the issuance of registration numbers qualifying authorized organizations for licensing at the municipal level. Additionally, the Bureau formally approves all bell jar tickets prior to sales into the State. In 1997, the Bureau approved 1,044 different types of bell jar tickets.

The Bureau, in cooperation with the Governor's Office of Regulatory Reform, is lessening the regulatory burdens borne by charitable organizations licensed to conduct bell jar ticket fund-raisers, by amendment of

its rules and a reduction in the number of forms required.

Casino-type games of chance and raffles

Bureau personnel play an active role in the registration of authorized organizations conducting games of chance and raffles at Las Vegas nights, bazaars, carnivals and field days, and are available to provide the assistance and training necessary to maximize profits derived from such fundraising events. In 1997 \$1,700,859 in net profits were raised for charitable purposes through casino-type games; \$2,064,292 in net profits were raised through the conduct of raffles.

Two-hundred and fifty-four authorized organizations were registered and issued games of chance identification numbers by the Board in 1997, thirty-two identification numbers were updated and three were amended to reflect changes in the organizations' domiciles.

Games of chance suppliers licensed by the Board are required to remit a license fee of twenty-five dollars per year and 2% of their gross annual sales, which amounted to \$282,421 paid to the Board in calendar year 1997.

The Board has increased its ability to conduct training seminars for municipal clerks, law enforcement agencies and authorized organizations on a statewide basis. Bureau representatives have addressed statewide conferences of veterans, fire-fighting and fraternal organizations, as well as state and local meetings of municipal clerks.

Bingo Regulation

The Bureau is reestablishing its ability to oversee the municipal licensing and regulation of charitable bingo fundraisers. Bureau supervisors, reviving a vital service in 1997, conducted training seminars throughout the State for authorized organizations, municipal clerks and licensed suppliers of bingo equipment, in an effort

to ensure that the funds derived from bingo games reach their charitable and lawful causes. In 1997, more than ten million bingo players attended 82,584 licensed bingo occasions, generating net profits of \$37,193,356. As a result, \$1,231,429 in license fees were remitted to the State and \$1,120,462 in additional license fees were paid to municipalities. Bureau investigators and supervisors have taken a proactive role in bingo regulation, cooperating with municipal licensing authorities, law enforcement agencies and the State Attorney General's Office.

The Bureau issued fifty-two bingo identification numbers in 1997, updated twenty-three, and amended four to reflect changes in the organizations' domiciles.

Licensed manufacturers and suppliers of bingo equipment are required to remit a yearly license fee of twenty-five dollars plus an amount of their gross sales based on a schedule of gross sales established by the Legislature, which resulted in \$28,475 in license fees remitted to the Board.

In 1997, the Bureau, as required by law, determined the rental schedules of thirty-nine licensed commercial lessors to be fair and reasonable, resulting in the payment of \$144,818 in commercial lessor license fees.

INDIAN GAMING

Class III, or casino style gaming on Native American lands, came to New York State as a result of the passage by the United States Congress of the Indian Gaming Regulatory Act (IGRA) of 1988, 25 U.S.C. §2701 *et seq.* This type of gambling is regulated jointly between the Indian nation or tribe and the Board's Bureau of Indian Gaming Regulation. Presently, only the Oneida Indian Nation of New York conducts Class III gaming, having opened their Turning Stone Casino in Verona on July 20, 1993. The St. Regis Mohawk Tribe has obtained a gaming compact with the State, but has not yet established casino operations.

The Indian Gaming Regulatory Act

The Indian Gaming Regulatory Act (IGRA) contains a regulatory scheme designed to provide different levels of jurisdiction depending upon the type of gambling that is occurring on Indian lands. IGRA divides gambling into three types and establishes a regulatory scheme for each. Class I gaming is described as "social games played solely for prizes of minimal value or traditional forms of Indian gaming engaged in as part of, or in connection with, tribal ceremonies or celebrations." Class I gaming is under the exclusive jurisdiction of Indian tribes and is not subject to the provisions of IGRA.

Class II gaming is defined as "the game of chance commonly known as bingo ... including (if played at the same location) pull-tabs, lotto, punch boards, tip jars, instant bingo and other games similar to bingo." Class II gaming is under tribal jurisdiction, subject to the provisions of IGRA and oversight of the National Indian Gaming Commission. States are not permitted to regulate any Class II gaming activity. Class II gaming is operated by the Oneida Indian Nation of New York, the St. Regis Mohawk Tribe and the Seneca Nation of Indians.

Class III gaming is defined as all other types of gambling, including banked card games (e.g., baccarat, chemin de fer and blackjack), slot machines, pari-mutuel wagering and jai alai. Under IGRA, Class III gaming may only be conducted pursuant to the terms of a compact between a tribe and the state in which its lands are located.

New York Compacts and Provisions

Thus far, Class III gaming compacts have been reached between the State and both the St. Regis Mohawk Tribe and Oneida Indian Nation of New York. On April 16, 1993, then Governor Mario M. Cuomo signed the Oneida Indian Nation of New York's compact on behalf of the State of New York. The compact was subsequently approved by the Bureau of Indian Affairs on June 4, 1993. The St. Regis compact, reached in late 1994, was signed by Governor Cuomo on November 22, 1994, with federal approval being granted on January 19, 1995. The two compacts are substantially identical.

Contained in each compact and appendices are standards and specifications for each game permitted to be played at an Indian casino, the rules and internal controls governing the operation of the gaming facility, procedures for certification and/or registration of gaming employees and companies transacting business with the casino and a system of mediation of disputes.

The Board maintains a constant presence on the casino floor which, in the case of the Oneida Turning Stone Casino, is a 24 hour operation. Board Gaming Inspectors ensure that gaming operations, such as dealing procedures, internal accounting and other controls, strictly conform to the applicable provisions of the compact and its appendices. Gaming Inspectors are experienced, professional investigators who jointly monitor the gaming activities with the Nation or Tribal Gaming Inspectors, security officers and surveillance department. Casino patrons may seek State Gaming Inspectors to clarify rules of a game and for recourse after filing a complaint.

The Certification and Registration Unit is responsible for the review and subsequent denial of the applications submitted by all persons involved with Class III gaming in the State. No employee or manager may be employed by the casino operator unless the individual or firm has been previously approved by the Board. The level of scrutiny to which employee applicants are subject depends upon the nature of their responsibilities at the casino and their degree of access and ability to influence gambling activities on the gaming floor. At a minimum, all applicants are fingerprinted and must undergo a background investigation by the Federal Bureau of Investigation, the New York State Division of Criminal Justice Services and the New York State Police - Casino Detail.

The following Chart illustrates activity in the Certification and Registration Unit with respect to individual applications at the Turning Stone Casino. As withdrawal or termination may occur at any step

in the certification process after an applicant has been received by the Board, the combined approval, denial and withdrawal figures exceed the total number of applications received.

***APPLICATIONS FOR CERTIFICATION AND THEIR DISPOSITION
TURNING STONE CASINO, VERONA, NEW YORK***

Application Category	Calendar Year 1997	Total, Through December 31, 1997
Applications Received	909	4901
Temporary Certifications Issued	844	4762
Temporary Certifications Denied	25	51
Applications Withdrawn	27	73
Annual Certifications Issued	413	2047
Applications Terminated	619	2593

Pursuant to each gaming compact, enterprises or individuals wishing to conduct gaming-related business with a Class III gaming facility must be temporarily approved in advance by the Board and then undergo a thorough registration and licensing process. These enterprises range from sole proprietorships to publicly traded multi-national corporations. Each business applicant and their principal officers and employees must be fingerprinted and undergo an extensive background investigation conducted by the New York State Police - Casino Detail. At the conclusion of this background investigation, a decision is reached whether the business entity is suitable to conduct business with a casino.

Pursuant to federal law and each gaming compact, all of the State's regulatory expenses, for both personnel and equipment, are paid for or reimbursed by the regulated Indian Nation or Tribe.

SIMULCASTING

Simulcasting is the display of live televised horse races on which pari-mutuel betting is permitted at a site other than the track where the race is held. 1997 marks the fourteenth year of comprehensive statewide simulcasting of horse races within New York State.

Simulcasting was first authorized by the State Legislature in 1984 on a one-year experimental basis and was extended permanently in 1990. The law was designed specifically to remove statutory obstacles to growth and establish a framework for racetracks and off-track betting corporations to work together and negotiate positions in good faith for the benefit of racing and government.

In subsequent years, statutory changes authorized simulcasting of out-of-state thoroughbred special events for tracks and OTB corporations; simulcast of out-of-state full cards into NYRA, its satellite receivers and OTB's were authorized on NYRA "dark days" or days that NYRA races were curtailed or called off for safety reasons; state and local withholding taxes on winning pari-mutuel payoffs were repealed.

In accordance with the provisions of Section 1003(1) of the Racing Law, the Board issued guidelines for applications for simulcast facility licenses. An annual licensing cycle of July 1 through June 30 of the following year was established to coincide with the statutory authorization concerning Article X.

A breakdown by applicant is set forth below:

APPLICANTS	NUMBER OF LICENSES ISSUED '97	FEE PAID
NYC OTB	70	\$ 35,000
NASSAU OTB	14	7,000
SUFFOLK OTB	14	7,000
CATSKILL OTB	24	12,000
CAPITAL OTB	50	25,000
WESTERN OTB	45	22,500
NYRA	1	500
FINGER LAKES	1	500
YONKERS RACEWAY	1	500
SARATOGA RACEWAY	1	500
VERNON DOWNS	1	500
BATAVIA DOWNS	1	500
BUFFALO RACEWAY	1	500
MONTICELLO	1	500
	225	\$ 112,500

Statistical Data

TOTAL BETTING AT EACH TRACK

	1997 TOTAL BETTING AT EACH TRACK	1996 TOTAL BETTING AT EACH TRACK	\$ INCREASE (DECREASE) 1997-1996	% INCREASE (DECREASE) 1997-1996
RECEIVING TRACK				
THOROUGHBRED:				
NYRA				
Finger Lakes	\$ 536,642,002	\$ 544,443,707	\$ (7,801,705)	-1.4%
	<u>37,692,388</u>	<u>41,107,872</u>	<u>(3,415,484)</u>	-8.3%
TOTAL THOROUGHBRED TRACKS	<u>574,334,390</u>	<u>585,551,579</u>	<u>(11,217,189)</u>	-1.9%
HARNESS:				
Batavia	9,924,965	12,183,812	(2,258,847)	-18.5%
Buffalo	24,727,132	30,266,939	(5,539,807)	-18.3%
Monticello	28,614,030	35,013,135	(6,399,105)	-18.3%
Saratoga	33,174,789	30,921,540	2,253,249	7.3%
Syracuse Mile	1,178,914	1,516,221	(337,307)	-22.2%
Vernon	20,061,288	26,424,826	(6,363,538)	-24.1%
Yonkers	<u>141,070,822</u>	<u>154,633,758</u>	<u>(13,562,936)</u>	-8.8%
TOTAL AT HARNESS TRACKS	<u>258,751,940</u>	<u>290,960,231</u>	<u>(32,208,291)</u>	-11.1%
TOTAL THOROUGHBRED & HARNESS	<u>\$ 833,086,330</u>	<u>\$ 876,511,810</u>	<u>\$ (43,425,480)</u>	-5.0%

**1997 IN STATE BETTING ON NEW YORK AND OUT-OF-STATE RACING AND COMPARISON WITH 1996 TOTALS
 COMPRISES HANDLES FROM TRACKS OWN RACING ON-TRACK, TRACK TO TRACK SIMULCAST BETTING ON NEW YORK AND OUT-OF-STATE RACES**

	1997		1996	
	Simulcast	On-Track Own Racing	Simulcast	On-Track Own Racing
		Total Betting at Each Track		Total Betting at Each Track
RECEIVING TRACK				
THOROUGHBRED:				
NYRA	\$ 130,728,023	\$ 405,913,979	\$ 117,468,189	\$ 426,975,518
Finger Lakes	9,656,635	28,035,753	9,617,377	31,490,495
TOTAL THOROUGHBRED TRACKS	<u>140,384,658</u>	<u>433,949,732</u>	<u>127,085,566</u>	<u>458,466,013</u>
HARNESS:				
Batavia	6,786,928	3,138,037	8,087,650	4,096,162
Buffalo	13,988,619	10,738,513	15,263,582	15,003,357
Monticello	13,551,047	15,062,983	15,844,776	19,168,359
Saratoga	24,612,854	8,561,935	21,301,971	9,619,569
Syracuse Mile	-	1,178,914	-	1,516,221
Vernon	13,940,554	6,120,734	15,786,093	10,638,733
Yonkers	94,372,639	46,698,183	103,839,834	50,793,924
TOTAL AT HARNESS TRACKS	<u>167,252,641</u>	<u>91,499,299</u>	<u>180,123,906</u>	<u>110,836,325</u>
TOTAL THOROUGHBRED & HARNESS	<u>\$ 307,637,299</u>	<u>\$ 525,449,031</u>	<u>\$ 307,209,472</u>	<u>\$ 569,302,338</u>
		<u>\$ 833,086,330</u>		<u>\$ 876,511,810</u>

**1997 IN STATE BETTING ON NEW YORK AND OUT-OF-STATE RACING AND COMPARISON WITH 1996 TOTALS
 COMPRISES HANDLES FROM TRACKS OWN RACING ON-TRACK, TRACK TO TRACK SIMULCASTS AND FROM OTB BETTING ON NEW YORK AND OUT-OF-STATE RACES
 (READ ACROSS FOR TOTAL BETTING AT EACH TRACK SITE FROM SIMULCASTS FROM OTHER TRACKS)
 (READ DOWN FOR TOTAL BETTING ON A TRACK'S OWN RACES AT ALL LOCATIONS, INCLUDING SIMULCASTS TO OTHER NEW YORK TRACKS, NEW YORK OTB AND ON-TRACK)**

RECEIVING TRACK	TRACK TO TRACK SIMULCASTS FROM										TOTAL
	NYRA	EINGER LAKES	BATAVIA	BUFFALO	MONTICELLO	SARATOGA	SYRACUSE	VERNON	YONKERS	OUT-OF-STATE	
THOROUGHBRED:											
YRA	\$ 27,031,333										\$ 130,728,023
nger Lakes	5,367,223										9,656,635
TOTAL THOROUGHBRED TRACKS	32,398,556										140,384,658
HARNESS:											
atavia	1,865,100	661,911		954,762	93,636	17,752	26,397		234,637	2,932,733	6,786,928
ffalo	2,674,048	1,148,049	607,637		142,205	48,636	21,376		387,267	8,810,399	13,988,619
nticello	3,026,693	838,945	62,589	129,251			49,773	148,002	1,583,857	7,767,859	13,551,047
iratoga	9,235,839	1,435,391		142,701	15,510			92,080	929,697	12,756,438	24,612,854
racuse Mile	2,748,302	625,588		690,518	193,584	124,432	55,713		1,184,324	8,318,083	13,940,554
ernon	48,673,566	107,891	223,125	1,300,946	2,150,734		127,519	372,490		41,416,368	94,372,639
inkers	68,223,548	4,817,785	893,351	3,218,178	2,595,669	190,820	280,778	710,850	4,319,782	82,001,880	167,262,641
TOTAL AT HARNESS TRACKS	100,622,104	4,817,785	893,351	3,218,178	2,595,669	190,820	280,778	710,850	4,319,782	189,987,982	307,637,299
TOTAL THOROUGHBRED & HARNESS	780,807,520	141,980,936	10,308,250	27,788,247	41,777,297	11,500,124	631,982	7,234,408	124,420,848	688,595,269	1,146,450,612
TOTAL OTB BETTING - OUT-OF-STATE	881,428,624	148,798,721	11,201,601	31,007,425	44,372,966	11,690,844	912,760	7,945,258	128,740,630	878,583,251	2,142,683,180
-TRACK OWN RACING	405,913,979	28,035,753	3,138,037	10,738,513	15,062,983	8,561,935	1,178,914	6,120,734	46,698,183		525,449,031
7 BETTING EACH TRACK RACING	\$ 1,287,343,603	\$ 174,834,474	\$ 14,339,838	\$ 41,745,938	\$ 59,435,949	\$ 20,252,879	\$ 2,091,874	\$ 14,065,982	\$ 175,438,813	\$ 878,583,251	\$ 2,668,132,211
6 BETTING EACH TRACK RACING	\$ 1,342,589,818	\$ 177,793,870	\$ 13,582,444	\$ 51,597,737	\$ 59,791,223	\$ 20,027,394	\$ 2,596,386	\$ 26,864,762	\$ 167,326,442	\$ 781,483,768	\$ 2,643,653,944
REASE(DECREASE) 1997-1996	\$ (55,246,215)	\$ (2,959,496)	\$ 757,194	\$ (9,851,799)	\$ (355,274)	\$ 225,485	\$ (504,712)	\$ (12,798,770)	\$ 8,112,371	\$ 97,099,483	\$ 24,478,267
CREASE(DECREASE) 1997-1996	(4.11)%	(1.66)%	5.57%	(19.09)%	(0.59)%	1.13%	(19.44)%	(47.64)%	4.85%	12.43%	0.93%

SUMMARY OF 1997 DIRECT AND REGIONAL OFF TRACK BETTING PAYMENTS TO TRACKS

IN-STATE THOROUGHBRED:

	<u>Capital</u>	<u>Catskill</u>	<u>Nassau</u>	<u>New York City</u>	<u>Suffolk</u>	<u>Western</u>	<u>TOTAL</u>
NYRA							
Aqueduct	\$ 2,964,276	\$ 3,026,860	\$ 5,823,524	\$ 22,378,075	\$ 3,994,684	\$ 2,599,593	\$ 40,787,012
Belmont	2,065,394	1,680,623	3,720,981	15,432,426	2,656,664	787,301	26,343,389
Saratoga	1,580,343	891,398	1,904,639	7,251,256	1,301,535	454,578	13,383,749
TOTAL NYRA	6,610,013	5,598,881	11,449,144	45,061,757	7,952,883	3,841,472	80,514,150
Finger Lakes	1,652,739	598,122	790,280	3,397,663	553,446	3,236,082	10,228,332
TOTAL IN-STATE THOROUGHBRED	8,262,752	6,197,003	12,239,424	48,459,420	8,506,329	7,077,554	90,742,482
IN-STATE HARNESS:							
Batavia	16,779	13,668	17,240	54,095	10,454	1,136,044	1,248,280
Buffalo	82,928	30,485	40,916	93,115	24,003	2,461,692	2,733,139
Monticello	81,845	655,812	860,309	2,864,899	434,459	71,452	4,968,776
Saratoga	3,935,703	9,943	22,602	40,651	9,703	10,402	4,029,004
Syracuse Mile	6,135	1,925	-	-	-	6,278	14,338
Vernon	1,105,304	22,906	8,801	26,187	4,245	246,374	1,413,817
Yonkers	247,523	1,127,756	2,007,619	7,038,536	1,306,115	126,039	11,853,588
TOTAL IN-STATE HARNESS	5,476,217	1,862,495	2,957,486	10,117,483	1,788,979	4,058,281	26,260,941
TOTAL PAYMENTS TO NEW YORK STATE TRACKS	13,738,969	8,059,498	15,196,910	58,576,903	10,295,308	11,135,835	117,003,423
TOTAL PAYMENT OUT-OF-STATE TRACKS	1,611,796	898,681	1,630,299	7,921,049	1,102,072	1,313,083	14,476,980
SPECIAL EVENTS THOROUGHBRED							
Breeders Cup	61,212	32,454	51,815	144,684	40,957	61,743	392,865
Kentucky Derby	70,077	51,682	53,177	191,015	44,843	35,957	446,751
Preakness Stakes	39,232	28,381	27,348	109,535	23,917	42,337	270,750
Others	45,500	53,472	43,377	291,999	32,132	25,932	492,412
TOTAL SPECIAL EVENTS	216,021	165,989	175,717	737,233	141,849	165,969	1,602,778
TOTAL PAYMENTS THOROUGHBRED AND HARNESS*	\$ 15,566,786	\$ 9,124,168	\$ 17,002,926	\$ 67,235,185	\$ 11,539,229	\$ 12,614,887	\$ 133,083,181

SUMMARY OF 1996 DIRECT AND REGIONAL OFF TRACK BETTING PAYMENTS TO TRACKS

IN-STATE THOROUGHBRED:
NYRA

	<u>Capital</u>	<u>Catskill</u>	<u>Nassau</u>	<u>New York City</u>	<u>Suffolk</u>	<u>Western</u>	<u>TOTAL</u>
Aqueduct							
Belmont	\$ 2,612,753	\$ 2,561,118	\$ 5,292,660	\$ 20,327,690	\$ 3,563,080	\$ 2,214,552	\$ 36,571,853
Saratoga	2,112,328	1,766,742	4,015,321	17,657,915	2,819,926	941,077	29,313,309
TOTAL NYRA	1,443,038	823,956	1,771,410	7,064,351	1,211,862	472,848	12,787,465
Finger Lakes	6,168,119	5,151,816	11,079,391	45,049,956	7,594,868	3,628,477	78,672,627
	1,681,231	482,689	503,506	2,232,362	342,529	3,672,813	8,915,130
TOTAL IN-STATE THOROUGHBRED	7,849,350	5,634,505	11,582,897	47,282,318	7,937,397	7,301,290	87,587,757

IN-STATE HARNESS:

Batavia	17,072	9,179	-	23,932	-	1,082,393	1,132,576
Buffalo	91,815	40,654	52,922	95,154	47,335	2,422,197	2,750,077
Monticello	64,041	589,330	714,218	2,353,556	433,158	52,338	4,206,641
Saratoga	3,843,261	26,944	22,699	-	10,698	12,577	3,916,179
Syracuse Mile	6,300	2,436	-	-	-	6,198	14,934
Vernon	1,129,831	38,377	21,204	68,193	17,042	267,098	1,541,745
Yonkers	249,213	1,465,738	1,683,721	4,963,816	1,362,870	131,381	9,856,739
TOTAL IN-STATE HARNESS	5,401,533	2,172,658	2,494,764	7,504,651	1,871,103	3,974,182	23,418,891

TOTAL PAYMENTS TO NEW YORK STATE TRACKS

TOTAL PAYMENT OUT-OF-STATE TRACKS

SPECIAL EVENTS THOROUGHBRED

Breeders Cup	65,485	29,782	48,997	209,419	39,953	40,301	433,937
Kentucky Derby	63,171	47,442	47,292	178,666	41,250	60,638	438,459
Preakness Stakes	34,542	24,513	24,311	209,419	20,816	31,270	344,871
Others	52,306	32,215	50,997	114,463	34,939	36,824	321,744
TOTAL SPECIAL EVENTS	215,504	133,952	171,597	711,967	136,958	169,033	1,539,011

TOTAL PAYMENTS THOROUGHBRED AND HARNESS*

\$ 14,925,716	\$ 8,737,048	\$ 15,705,720	\$ 62,705,871	\$ 10,948,754	\$ 12,669,550	\$ 125,692,659
----------------------	---------------------	----------------------	----------------------	----------------------	----------------------	-----------------------

*New York and Out-of-State

**1997 ON-TRACK BETTING STATISTICS
TRACKS OWN RACING AND SIMULCASTS FROM OTHER TRACKS**

	TOTAL BETTING AT NYRA 1997	TOTAL BETTING AT FINGER LAKES 1997	TOTAL BETTING AT BATAVIA 1997	TOTAL BETTING AT BUFFALO 1997	TOTAL BETTING AT MONTICELLO 1997	TOTAL BETTING AT SARATOGA 1997	TOTAL BETTING AT SYRACUSE 1997	TOTAL BETTING AT VERNON 1997	TOTAL BETTING AT YONKERS 1997	TOTAL BETTING AT NYS TRACK LIVE & SIMULCASTING 1997
regular	\$ 178,669,237	\$ 8,304,064	\$ 2,647,005	\$ 6,442,985	\$ 6,062,255	\$ 9,181,143	\$ 247,416	\$ 4,891,553	\$ 38,750,636	\$ 255,196,294
multiple	248,957,027	19,929,122	4,295,657	9,838,016	13,779,401	14,982,712	542,005	8,829,556	61,821,050	382,974,546
exotic	100,604,012	9,459,202	2,982,303	8,446,131	8,540,265	8,633,683	389,493	6,340,179	38,989,928	184,385,196
upper Exotic	8,411,726	-	-	232,109	-	377,251	-	-	1,509,208	10,530,294
handle	\$ 536,642,002	\$ 37,692,388	\$ 9,924,965	\$ 24,727,132	\$ 28,614,030	\$ 33,174,789	\$ 1,178,914	\$ 20,061,288	\$ 141,070,822	\$ 833,086,330
takeout	\$ 103,624,405	\$ 7,798,501	\$ 1,673,742	\$ 5,244,064	\$ 6,002,660	\$ 6,761,678	\$ 250,309	\$ 4,082,891	\$ 28,925,722	\$ 164,363,972
breakage	2,461,063	154,973	45,716	110,358	116,546	151,987	4,559	85,143	613,692	3,743,937
Total Takeout and Breakage	\$ 106,085,468	\$ 7,953,474	\$ 1,719,458	\$ 5,354,421	\$ 6,119,207	\$ 6,913,665	\$ 254,868	\$ 4,168,035	\$ 29,539,414	\$ 168,107,909
State Tax on Handle	\$ 16,861,532	\$ 352,894	\$ 120,198	\$ 234,510	\$ 242,225	\$ 400,855	\$ 5,895	\$ 217,764	\$ 1,777,963	\$ 20,213,836
State Tax on Breakage	650,898	74,597	16,869	46,740	49,073	57,649	2,280	33,990	220,168	1,152,253
Total Pari Mutual Tax	\$ 17,512,419	\$ 427,491	\$ 137,067	\$ 281,250	\$ 291,298	\$ 458,504	\$ 8,174	\$ 251,754	\$ 1,998,132	\$ 21,366,088
Association Commission	\$ 84,069,147	\$ 7,257,056	\$ 1,473,151	\$ 4,788,642	\$ 5,500,043	\$ 6,119,315	\$ 232,625	\$ 3,686,080	\$ 26,222,778	\$ 139,358,839
Association Breakage	1,810,176	80,375	28,847	63,618	67,474	94,238	2,280	51,153	393,524	2,591,685
Total to Association	\$ 85,879,323	\$ 7,337,432	\$ 1,501,999	\$ 4,862,260	\$ 5,567,517	\$ 6,213,553	\$ 234,905	\$ 3,737,233	\$ 26,616,302	\$ 141,950,524
Horse Breeders Fund Share	\$ 2,693,726	\$ 188,551	\$ 80,393	\$ 210,912	\$ 260,392	\$ 241,508	\$ 11,789	\$ 179,047	\$ 924,980	\$ 4,791,297
Association Payouts	\$ 2,463,011	\$ 473,344	\$ 352,501	\$ 610,639	\$ 620,080	\$ 3,088,755	\$ -	\$ 604,961	\$ 5,721,506	\$ 13,934,795
paid to Simulcast Senders	\$ -	\$ -	\$ 40,318	\$ -	\$ 50,638	\$ -	\$ -	\$ -	\$ -	\$ 90,956
paid to NYRA and Finger Lakes Purses	\$ 93,935,775	\$ 11,383,307	\$ 1,308,041	\$ 3,803,650	\$ 5,405,750	\$ 3,284,223	\$ 1,002,960	\$ 1,894,499	\$ 19,203,939	\$ 141,222,144
Gross Purses Paid	\$ 385,739	\$ 2,555	\$ 14,068	\$ 1,389	\$ 1,196	\$ 6,203	\$ 480	\$ 7,921	\$ 16,686	\$ 436,238
Minus Pool	\$ -	\$ -	\$ -	\$ -	\$ -	\$ -	\$ -	\$ -	\$ -	\$ -
Uncashed Tickets	\$ 1,057,958	\$ 93,345	\$ 29,619	\$ 83,231	\$ 82,723	\$ 90,306	\$ 5,373	\$ 72,911	\$ 159,594	\$ 1,675,059
State Admission Taxes	\$ 227,273	\$ 5,630	\$ 771	\$ -	\$ 2,491	\$ 6,047	\$ 254	\$ 1,173	\$ 11,989	\$ 255,629

1997 OFF-TRACK BETTING TOTAL HANDLE BY TRACK AND REGION

	Capital	Catskill	Nassau	New York City	Suffolk	Western	All Regions
IN-STATE THOROUGHBRED:							
NYRA							
Aqueduct	\$ 40,126,197	\$ 22,670,572	\$ 55,354,309	\$ 205,903,487	\$ 37,813,111	\$ 25,048,969	\$ 386,916,645
Belmont	29,254,114	15,296,350	35,369,026	140,741,510	25,147,561	12,873,930	258,682,491
Saratoga	23,095,389	8,110,251	18,104,160	65,550,991	12,320,127	8,027,466	135,208,384
TOTAL NYRA HANDLE	92,475,700	46,077,173	108,827,495	412,195,988	75,280,799	45,950,365	780,807,520
Finger Lakes	19,293,794	10,568,169	12,758,944	61,301,197	8,863,326	29,195,506	141,980,936
TOTAL IN-STATE THOROUGHBRED	111,769,494	56,645,342	121,586,439	473,497,185	84,144,125	75,145,871	922,788,456
IN-STATE HARNESS:							
Batavia	789,648	815,399	1,034,377	2,453,859	620,713	4,594,254	10,308,250
Buffalo	2,865,678	1,842,435	2,490,900	6,311,378	1,456,228	12,822,628	27,789,247
Monticello	3,062,479	6,558,974	6,421,627	19,546,387	3,077,138	3,110,692	41,777,297
Saratoga	5,101,377	589,607	1,360,648	3,256,279	581,378	610,835	11,500,124
Syracuse Mile	168,958	115,679	-	74,089	-	273,256	631,982
Vernon	2,480,746	640,100	548,931	1,640,313	266,214	1,658,104	7,234,408
Yonkers	8,460,568	10,451,907	18,767,285	68,644,427	12,469,537	5,627,124	124,420,848
TOTAL IN-STATE HARNESS	22,929,454	21,014,101	30,623,768	101,926,732	18,471,208	28,696,893	223,662,156
TOTAL NEW YORK STATE TRACKS	134,698,948	77,659,443	152,210,207	575,423,917	102,615,333	103,842,764	1,146,450,612
TOTAL OUT-OF-STATE TRACKS	78,004,695	44,065,025	77,730,085	338,460,013	54,180,118	64,647,355	657,087,291
SPECIAL EVENTS *							
Breeders Cup	958,338	509,059	1,408,977	3,272,373	643,337	654,840	7,446,924
Kentucky Derby	1,092,576	819,884	1,630,506	2,994,240	709,633	961,325	8,208,164
Preakness Stakes	606,268	444,517	829,351	1,711,039	377,608	553,556	4,522,339
Others	1,047,737	1,089,591	1,769,878	6,058,897	764,590	599,858	11,330,551
TOTAL SPECIAL EVENTS	3,704,919	2,863,051	5,638,712	14,036,549	2,495,168	2,769,579	31,507,978
TOTAL OFF-TRACK HANDLE	\$ 216,408,562	\$ 124,587,519	\$ 235,579,004	\$ 927,920,479	\$ 159,290,619	\$ 171,259,698	\$ 1,835,045,881

1996 OFF-TRACK BETTING TOTAL HANDLE BY TRACK AND REGION

	Capital	Catskill	Nassau	New York City	Suffolk	Western	All Regions
IN-STATE THOROUGHBRED:							
NYRA							
Aqueduct	\$ 37,486,013	\$ 21,671,145	\$ 50,472,547	\$ 191,644,117	\$ 35,426,340	\$ 25,202,809	\$ 361,902,971
Belmont	32,492,145	17,251,979	38,291,421	161,784,378	28,066,540	15,797,477	293,683,940
Saratoga	22,280,740	7,994,871	16,892,753	65,681,074	11,940,057	8,345,640	133,135,135
TOTAL NYRA HANDLE	92,258,898	46,917,995	105,656,721	419,109,569	75,432,937	49,345,926	788,722,046
Finger Lakes	19,689,442	10,700,803	11,781,872	58,259,517	7,735,610	32,594,966	140,762,210
TOTAL IN-STATE THOROUGHBRED	111,948,340	57,618,798	117,438,593	477,369,086	83,168,547	81,940,892	929,484,256
IN-STATE HARNESS:							
Batavia	832,669	552,733	478,299	1,487,026	325,200	4,485,543	8,161,470
Buffalo	3,027,551	2,428,078	2,759,976	5,920,952	2,555,604	15,338,699	32,030,860
Monticello	2,417,098	5,991,911	5,206,288	18,344,476	3,295,276	2,316,681	37,571,730
Saratoga	5,177,027	965,843	1,373,974	1,396,166	649,294	740,388	10,302,692
Syracuse Mile	169,077	144,660	-	246,015	-	269,625	829,377
Vernon	4,136,947	1,480,527	1,327,588	4,266,452	1,068,465	2,707,510	14,987,489
Yonkers	8,659,761	10,365,068	18,055,118	53,388,837	16,090,504	5,948,363	112,507,651
TOTAL IN-STATE HARNESS	24,420,130	21,928,820	29,201,243	85,049,924	23,984,343	31,806,809	216,391,269
TOTAL NEW YORK STATE TRACKS	136,368,470	79,547,618	146,639,836	562,419,010	107,152,890	113,747,701	1,145,875,525
TOTAL OUT-OF-STATE TRACKS	70,283,381	38,943,216	70,067,711	305,531,952	49,180,001	59,960,633	593,966,894
SPECIAL EVENTS *							
Breeders Cup	1,029,564	469,110	771,467	3,289,173	628,612	624,364	6,812,290
Kentucky Derby	994,152	753,255	746,951	2,808,549	651,628	949,422	6,903,957
Preakness Stakes	536,406	383,445	380,165	1,566,458	323,232	480,347	3,670,053
Others	1,174,834	1,036,890	1,132,455	5,041,453	812,011	780,871	9,978,514
TOTAL SPECIAL EVENTS	3,734,956	2,642,700	3,031,038	12,705,633	2,415,483	2,835,004	27,364,814
TOTAL OFF-TRACK HANDLE	\$ 210,386,807	\$ 121,133,534	\$ 219,738,585	\$ 880,656,595	\$ 158,748,374	\$ 176,543,338	\$ 1,767,207,233

*Out-of-State

STATEMENT OF REVENUES NET OF EXPENSES - 1997

	Capital	Catskill	Nassau	New York City	Suffolk	Western	All Regions
Non-Simulcast Handle	\$ 17,204,020	\$ 9,026,680	\$ 47,674,904	\$ 250,471,841	\$ 24,255,389	\$ 16,102,693	\$ 364,735,527
Simulcast Handle	199,204,542	115,560,839	187,904,100	677,448,638	135,035,230	155,157,005	1,470,310,354
Total Handle	216,408,562	124,587,519	235,579,004	927,920,479	159,290,619	171,259,698	1,835,045,881
Returned to Bettors	171,722,918	98,459,235	187,289,210	731,058,925	126,352,890	134,805,696	1,449,688,874
OTB TAKE OUT AND BREAKAGE	44,685,644	26,128,284	48,289,794	196,861,554	32,937,729	36,454,002	385,357,007
Less Statutory Payments to:							
NY State	2,403,390	1,389,339	2,356,707	9,901,327	1,656,274	2,028,688	19,735,725
Breeders' Fund	1,616,234	950,195	1,823,620	6,767,385	1,184,176	1,302,165	13,643,775
Tracks	15,566,786	9,124,168	17,002,926	67,235,185	11,539,229	12,614,887	133,083,181
City of Albany	332,420	-	-	-	-	102,601	435,021
City of Niagara	-	-	-	-	-	-	-
Total Statutory Payments	19,918,830	11,463,702	21,183,253	83,903,897	14,379,679	16,048,341	166,897,702
Net Racing Revenue	24,766,814	14,664,582	27,106,541	112,957,657	18,558,050	20,405,661	218,459,305
OTHER REVENUE:							
Admission Income	106,775	69,535	-	-	136,182	17,804	330,296
Lottery Income	718,447	503,691	-	-	98,241	515,572	1,835,951
Concession Income	159,314	29,722	-	-	24,615	14,920	228,571
Derived from Section 532	1,503,557	1,043,566	1,091,164	-	859,674	1,356,833	5,854,794
Interest Income	70,836	1,181,508	304,663	1,342,028	170,953	129,443	3,199,431
Other Income	343,820	139,798	1,199,461	1,376,506	659,655	423,018	4,142,258
Total Operating Revenue	27,669,563	17,632,402	29,701,829	115,676,191	20,507,370	22,863,251	234,050,606
OPERATING EXPENSES							
Branch Expenses	18,280,714	9,772,354	12,653,967	66,656,151	12,350,972	15,774,973	135,489,131
Corporate Expenses	9,166,609	1,847,567	6,241,562	35,470,073	5,553,596	4,483,057	62,762,464
TOTAL OPERATING EXPENSES - INCL. DEPRECIATION	27,447,323	11,619,921	18,895,529	102,126,224	17,904,568	20,258,030	198,251,595
Section 516 Net Revenues	222,240	6,012,481	10,806,300	13,549,967	2,602,802	2,605,221	35,799,011
Section 509-a Contributions to Capital Acquisition Fund	-	(35,453)	-	-	-	(1,287,661)	(1,323,114)
Section 516 Net Revenue for Distribution	222,240	5,977,028	10,806,300	13,549,967	2,602,802	1,317,560	34,475,897
Add:							
SECTION 532 REVENUES TO PARTICIPATING LOCALITIES	3,707,815	2,335,401	4,718,680	16,842,102	2,572,812	4,031,526	34,208,336
Total Benefits to Participating Localities	3,930,055	8,312,429	15,524,980	30,392,069	5,175,614	5,349,086	68,684,233
SECTION 532 REVENUES TO OTHER LOCALITIES	1,887,345	1,291,837	1,909,783	3,706,489	1,478,097	1,064,939	11,338,490
TOTAL BENEFITS TO ALL LOCALITIES	5,817,400	9,604,266	17,434,763	34,098,558	6,653,711	6,414,025	80,022,723
ADD: CAPITAL ACQUISITION FUNDS:							
Section 509-a Contribution from Net Revenues	982,222	659,130	1,130,144	3,611,674	668,616	1,287,661	1,323,114
Supplemental 1% Section 532	-	-	-	-	-	-	-
Total Capital Acquisition Funds	982,222	659,130	1,130,144	3,611,674	668,616	1,287,661	1,323,114
TOTAL AVAILABLE FOR DISTRIBUTION TO	982,222	659,130	1,130,144	3,611,674	668,616	2,279,456	9,366,695

STATEMENT OF REVENUES INCL. OF EXPENSES - 1988

	Capital	Catskill	Nassau	New York City	Suffolk	Western	All Regions
Non-Simulcast Handle	\$ 22,584,665	\$ 9,918,026	\$ 45,463,658	\$ 220,690,038	\$ 25,835,278	\$ 22,270,736	\$ 346,762,401
Simulcast Handle	187,802,142	111,215,508	174,274,927	659,966,557	132,913,096	154,272,602	1,420,444,832
Total Handle	210,386,807	121,133,534	219,738,585	880,656,595	158,748,374	176,543,338	1,767,207,233
Returned to Bettors	167,358,788	96,020,992	175,028,234	695,150,374	126,116,037	139,206,211	1,398,880,636
OTB TAKE OUT AND BREAKAGE	43,028,019	25,112,542	44,710,351	185,506,221	32,632,337	37,337,127	368,326,597
Less Statutory Payments to:							
NY State	2,420,237	1,382,792	2,290,234	9,706,081	1,741,344	2,183,482	19,724,180
Breeders' Fund	1,539,773	964,197	1,670,463	6,232,992	1,157,181	1,307,935	12,872,541
Tracks	14,925,716	8,737,048	15,705,720	62,705,871	10,948,754	12,669,550	125,692,659
City of Albany	317,566	-	-	-	-	-	317,566
City of Niagara	-	-	-	-	-	120,487	120,487
Total Statutory Payments	19,203,292	11,084,037	19,666,417	78,644,944	13,847,279	16,281,464	158,727,433
Net Racing Revenue	23,824,727	14,028,505	25,043,934	106,861,277	18,785,058	21,055,663	209,599,164
OTHER REVENUE:							
Admission Income	118,054	29,832	-	-	133,417	29,798	311,101
Lottery Income	859,658	560,246	-	-	112,524	617,289	2,149,727
Concession Income	199,626	27,699	-	-	7,500	18,333	253,158
Derived from Section 532	1,446,466	1,009,503	935,100	-	780,903	1,286,937	5,458,909
Interest Income	64,097	469,813	228,657	1,035,877	102,780	123,520	2,024,744
Other Income	405,470	-	775,998	1,695,237	816,971	398,663	4,092,339
Total Operating Revenue	26,918,098	16,125,598	26,983,689	109,592,391	20,799,153	23,530,213	223,889,142
OPERATING EXPENSES							
Branch Expenses	18,483,731	9,256,251	12,526,731	84,021,617	12,974,807	15,964,224	153,227,361
Corporate Expenses	8,945,068	2,327,737	5,749,206	16,431,416	5,529,677	4,340,475	43,323,579
TOTAL OPERATING EXPENSES - INCL. DEPRECIATION	27,428,799	11,583,988	18,275,937	100,453,033	18,504,484	20,304,699	196,550,940
Section 516 Net Revenues	(510,701)	4,541,610	8,707,752	9,139,358	2,234,669	3,225,514	27,338,202
Section 509-a Contributions to Capital Acquisition Fund	-	(74,121)	-	-	-	(1,405,000)	(1,479,121)
Section 516 Net Revenue for Distribution	(510,701)	4,467,489	8,707,752	9,139,358	2,234,669	1,820,514	25,859,081
Add:							
SECTION 532 REVENUES TO PARTICIPATING LOCALITIES	3,912,047	2,406,059	4,427,546	16,675,739	2,516,370	4,303,287	34,141,048
Total Benefits to Participating Localities	3,301,346	6,873,548	13,135,298	25,815,097	4,751,039	6,123,801	60,000,129
SECTION 532 REVENUES TO OTHER LOCALITIES	1,937,840	1,402,718	1,816,595	3,993,069	1,548,106	1,163,251	11,861,579
TOTAL BENEFITS TO ALL LOCALITIES	5,239,186	8,276,266	14,951,893	29,808,166	6,299,145	7,287,052	71,861,708
ADD: CAPITAL ACQUISITION FUNDS:							
Section 509-a Contribution from Net Revenues	982,862	74,121	-	-	-	1,405,000	1,479,121
Supplemental 1% Section 532	-	666,507	1,033,416	3,562,947	659,886	1,010,940	7,916,558
Total Capital Acquisition Funds	982,862	740,628	1,033,416	3,562,947	659,886	2,415,940	9,395,679
TOTAL AVAILABLE FOR DISTRIBUTION TO LOCALITIES AND FOR CAPITAL ACQUISITIONS	\$ 6,222,048	\$ 9,016,894	\$ 15,985,309	\$ 33,371,113	\$ 6,959,031	\$ 9,702,992	\$ 81,257,387

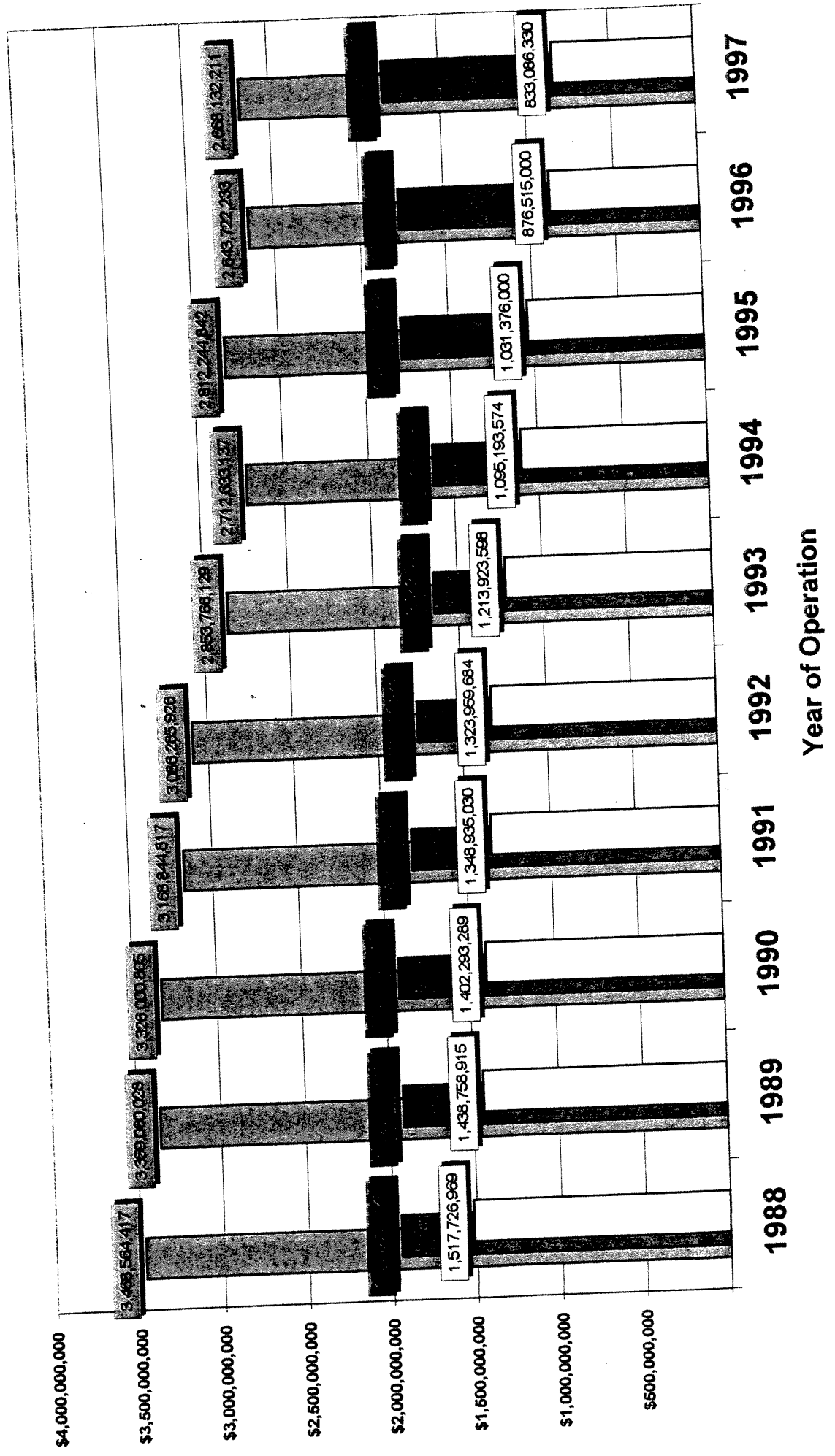
TOTAL HANDLE BY OTB CORPORATIONS (SINCE INCEPTION)

	<u>Capital</u>	<u>Catskill</u>	<u>Nassau</u>	<u>New York City</u>	<u>Suffolk</u>	<u>Western</u>	<u>All Regions</u>
1971	\$ -	\$ -	\$ -	\$ 118,588,586	\$ -	\$ -	\$ 118,588,586
1972	2,316,716	-	-	450,316,518	-	-	452,633,234
1973	11,414,046	-	-	691,280,360	-	-	702,694,406
1974	15,098,937	-	-	786,711,622	-	13,440,146	815,250,705
1975	19,796,767	-	27,903,980	773,550,528	30,367,693	55,239,443	906,858,411
1976	40,303,650	15,561,237	69,662,629	785,910,123	67,723,374	73,741,970	1,052,902,983
1977	55,041,267	41,729,116	90,692,862	777,437,682	77,426,355	85,725,016	1,128,052,298
1978	67,987,889	52,433,415	102,674,979	791,853,715	87,840,290	103,739,971	1,206,530,259
1979	91,720,613	66,849,752	134,958,752	835,815,437	109,146,866	133,535,290	1,372,026,710
1980	102,669,278	73,982,592	142,586,319	879,639,694	117,253,548	146,491,353	1,462,622,784
1981	108,653,823	80,120,747	149,594,168	891,276,192	122,394,341	153,324,442	1,505,363,713
1982	124,920,812	82,561,063	155,304,423	883,510,575	130,558,401	144,429,719	1,521,284,993
1983	134,616,018	88,668,362	159,422,909	866,764,759	136,539,171	145,961,464	1,531,972,683
1984	147,563,225	96,713,909	158,728,337	886,006,827	142,821,166	151,659,615	1,583,493,079
1985	157,719,562	106,083,129	155,085,757	871,867,750	140,669,804	143,303,334	1,574,729,336
1986	193,409,257	117,491,015	165,303,500	945,803,419	167,050,479	167,696,983	1,756,754,653
1987	209,892,621	132,723,923	180,195,868	1,003,377,015	195,383,498	187,591,674	1,909,164,599
1988	223,291,861	135,770,751	196,117,404	1,000,766,523	201,599,802	193,291,107	1,950,837,448
1989	228,130,290	135,137,777	212,472,817	940,787,164	206,786,117	196,986,948	1,920,301,113
1990	234,806,538	115,881,524	214,668,830	961,469,708	197,045,073	199,835,843	1,923,707,516
1991	226,402,623	121,541,890	196,960,292	904,201,790	185,302,638	185,500,554	1,819,909,787
1992	220,805,067	125,246,625	193,595,504	858,961,315	178,747,643	184,970,088	1,762,326,242
1993	209,279,030	117,974,312	186,542,545	775,251,135	174,420,032	176,375,477	1,639,842,531
1994	205,015,141	121,740,566	191,296,563	757,612,209	163,888,236	177,886,848	1,617,439,563
1995	214,677,508	130,493,497	220,127,790	854,457,195	177,060,836	184,052,016	1,780,868,842
1996	210,386,807	121,133,534	219,738,585	880,656,595	158,748,374	176,543,338	1,767,207,233
1997	216,408,562	124,587,519	235,579,004	927,920,479	159,290,619	171,259,698	1,835,045,881
TOTAL	\$ 3,672,327,908	\$ 2,204,426,255	\$ 3,759,213,817	\$ 22,101,794,915	\$ 3,328,064,356	\$ 3,552,582,337	\$ 38,618,409,588

**1997 ON-TRACK LIVE RACE BETTING STATISTICS
TRACKS OWN RACING**


	TOTAL BETTING AT NYRA 1997	TOTAL BETTING AT FINGER LAKES 1997	TOTAL BETTING AT BATAVIA 1997	TOTAL BETTING AT BUFFALO 1997	TOTAL BETTING AT MONTICELLO 1997	TOTAL BETTING AT SARATOGA 1997	TOTAL BETTING AT SYRACUSE 1997	TOTAL BETTING AT VERNON 1997	TOTAL BETTING AT YONKERS 1997	TOTAL BETTING AT NY'S TRACK LIVE RACING 1997
Days Raced	265	170	53	148	217	141	7	77	252	1,330
Attendance	2,332,310	264,306	48,862	128,748	120,341	139,502	11,814	128,264	250,349	3,424,496
Regular	\$ 136,606,479	\$ 6,308,576	\$ 769,290	\$ 2,518,287	\$ 3,083,466	\$ 2,578,029	\$ 247,416	\$ 1,421,223	\$ 11,263,324	\$ 164,796,090
Multiple	196,074,242	15,366,443	1,308,996	4,035,394	6,726,753	3,585,484	542,005	2,927,700	19,478,869	250,045,886
Exotic	67,448,346	5,866,150	1,059,751	4,184,832	5,252,764	2,398,422	389,493	1,771,811	15,955,990	104,327,559
Super Exotic	5,784,912	494,584								6,279,496
Handle	\$ 405,913,979	\$ 28,035,753	\$ 3,138,037	\$ 10,738,513	\$ 15,062,983	\$ 8,561,935	\$ 1,178,914	\$ 6,120,734	\$ 46,698,183	\$ 525,449,031
Takeout	\$ 78,014,135	\$ 5,799,016	\$ 644,426	\$ 2,306,578	\$ 3,213,565	\$ 1,780,748	\$ 250,309	\$ 1,133,711	\$ 10,039,629	\$ 103,182,117
Breakage	1,761,544	116,915	14,068	44,417	56,556	39,177	4,559	29,566	195,536	2,258,340
Total Takeout and Breakage	\$ 79,775,679	\$ 5,915,931	\$ 658,495	\$ 2,350,996	\$ 3,270,122	\$ 1,819,925	\$ 254,868	\$ 1,159,277	\$ 10,235,165	\$ 105,440,457
State Tax on Handle	\$ 14,492,545	\$ 140,179	\$ 15,690	\$ 53,694	\$ 75,315	\$ 42,811	\$ 5,895	\$ 30,604	\$ 290,999	\$ 15,147,731
State Tax on Breakage	352,309	64,303	7,034	22,209	28,279	19,590	2,280	12,783	92,887	601,674
Gross Pari Mutuel Tax	14,844,854	204,482	22,724	75,903	103,594	62,400	8,174	43,387	383,887	15,749,405
Less OTB Simulcast Credit	(112,144)	(112,144)	(12,353)	(42,816)	(53,400)	(16,607)	(2,530)	(4,480)	(186,324)	(430,655)
Net Pari Mutuel Tax	\$ 14,844,854	\$ 92,339	\$ 10,371	\$ 33,087	\$ 50,193	\$ 45,793	\$ 5,644	\$ 38,907	\$ 197,563	\$ 15,318,751
Association Commission	\$ 61,492,020	\$ 5,518,658	\$ 597,356	\$ 2,145,499	\$ 2,987,621	\$ 1,652,318	\$ 232,625	\$ 1,041,900	\$ 9,281,661	\$ 84,949,657
Association Breakage	1,409,235	52,612	7,034	22,208	28,278	19,587	2,280	12,783	102,649	1,656,666
Gross to Association	62,901,255	5,571,270	604,390	2,167,707	3,015,898	1,671,905	234,905	1,054,683	9,384,310	86,606,324
Less Minus Pool	(263,055)	(2,555)	(14,068)	(769)	(590)	(2,962)	(480)	(594)	(4,652)	(289,726)
Net to Association	\$ 62,638,200	\$ 5,568,715	\$ 590,322	\$ 2,166,937	\$ 3,015,309	\$ 1,668,943	\$ 234,425	\$ 1,054,088	\$ 9,379,659	\$ 86,316,598
Horse Breeders Fund Share	\$ 2,029,570	\$ 140,179	\$ 31,380	\$ 107,386	\$ 150,630	\$ 85,619	\$ 11,789	\$ 61,207	\$ 466,968	\$ 3,084,729

Total Annual Handles in New York State (Tracks & OTB's) [At OTB's and At Tracks]






Total Annual Handles in New York State(Tracks & OTB's) [In-State and Out-of-State Racing]



■ Total Handle in NYS ■ Total Handle on In-State Racing □ Total Handle on Out-of-State Racing



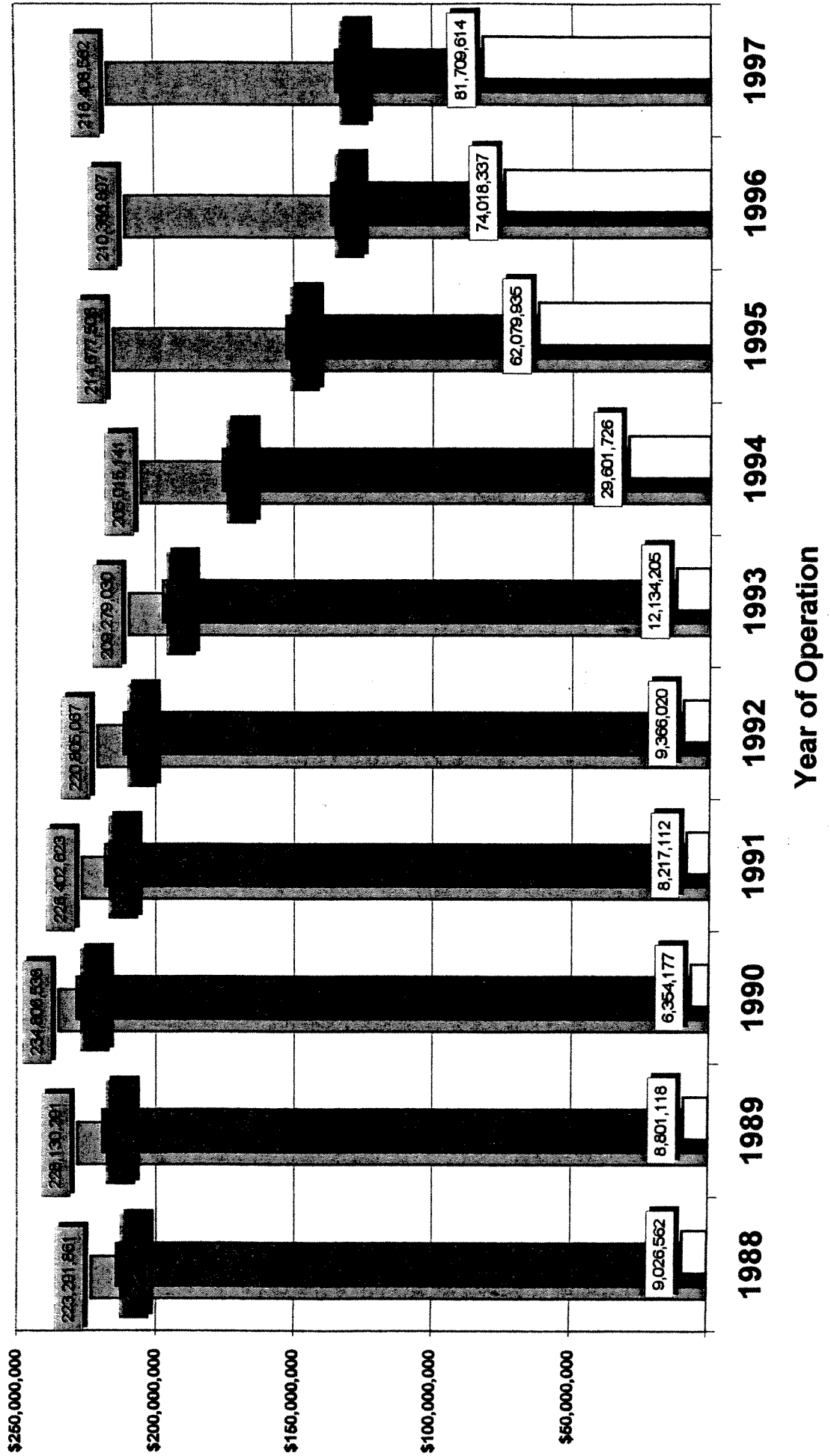
Total OTB Handles in New York State [In-State and Out-of-State Tracks]





Total Capital District Regional OTB Handles in New York State


[In-State and Out-of-State Tracks]



Total Off-Track Betting Handle
 Total In-State Tracks Handle
 Total Out-of-State Tracks Handle

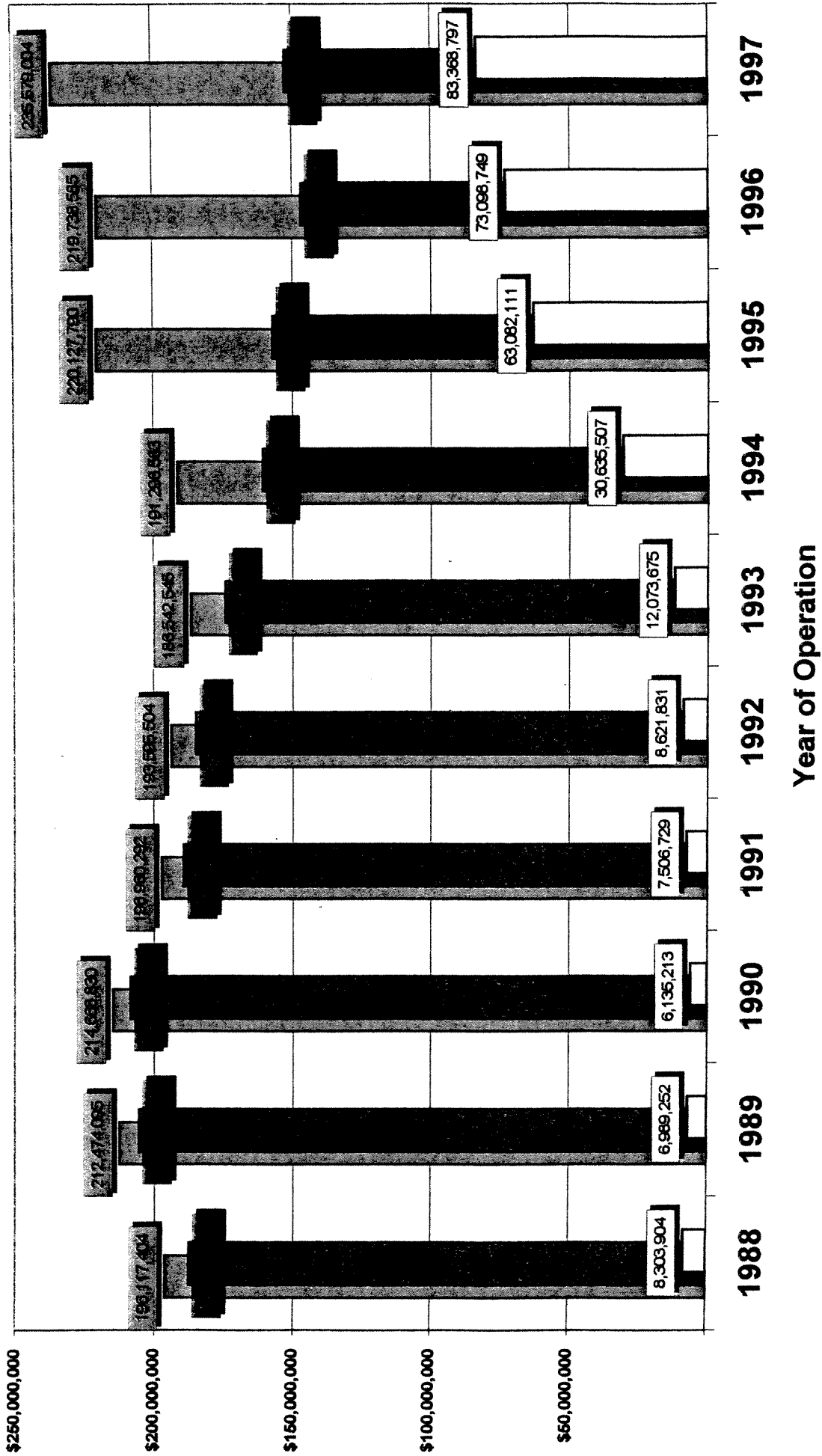


Total Catskill Regional OTB Handles in New York State [In-State and Out-of-State Tracks]





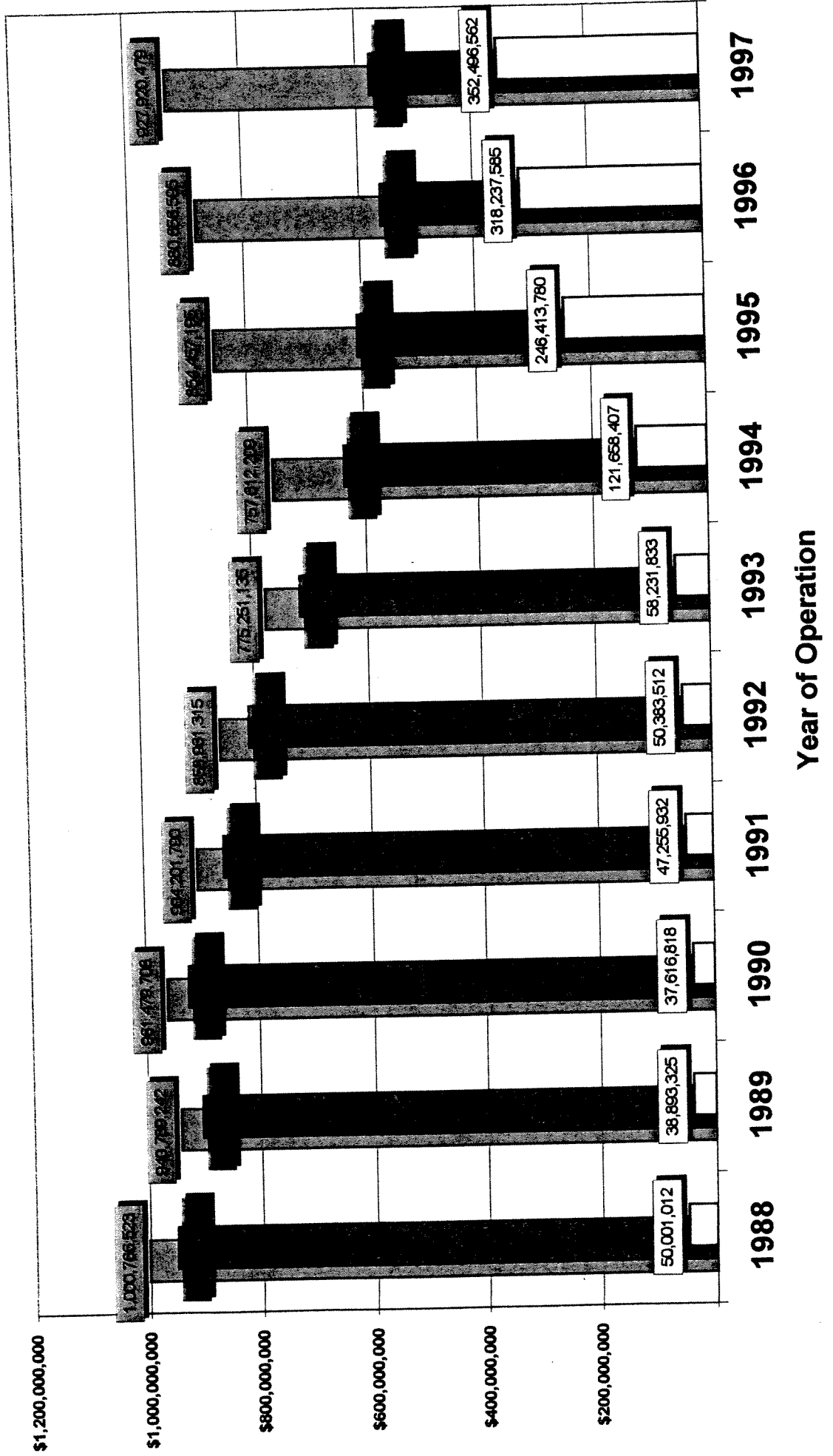
Total Nassau Regional OTB Handles in New York State [In-State and Out-of-State Tracks]



Legend: Total Off-Track Betting Handle (dark bar), Total Out-of-State Tracks Handle (light bar), Total OTB Handle (white bar)




Total NYC Regional OTB Handles in New York State [In-State and Out-of-State Tracks]






Total Suffolk Regional OTB Handles in New York State [In-State and Out-of-State Tracks]



■ Total Off-Track Betting Handle ■ Total In-State Tracks Handle □ Total Out-of-State Tracks Handle



Total Western Regional OTB Handles in New York State [In-State and Out-of-State Tracks]



TRENDS:

All New York State Thoroughbred and Harness Tracks

Analysis of Handle and Attendance Figures for the past 10 Years (1988-1997)

Thoroughbred Tracks:

NYRA:

Aqueduct Racetrack
Belmont Park
Saratoga Race Course

Finger Lakes Racing Association

Harness Tracks:

Batavia Downs
Buffalo Raceway
Monticello Raceway
Saratoga Raceway
Syracuse Mile
Vernon Downs
Yonkers Raceway

(Prepared by the New York State Racing and Wagering Board)

TRENDS:

(1988-1997)

All New York State Thoroughbred and Harness Tracks

Explanation of Attachments:

- **Total Annual Handles:**
 - Total Facility Handle:
Total amount of money wagered at the track in that time period.
 - On Track Handle:
Total amount of money wagered at the track on live racing.
 - Total Simulcast Handle:
Total amount of money wagered at the track on simulcasted races.

- **Attendance:**
 - Total attendance at the track for live racing.

- **Average Daily Attendance**
 - Average daily attendance at the track for live racing.

(Prepared by the New York State Racing and Wagering Board)

TRENDS:

(1988-1997)

All New York State Thoroughbred and Harness Tracks


Attachments:

- Total Annual Handles
- Attendance
- Average Daily Attendance

(Prepared by the New York State Racing and Wagering Board)




Total Annual Handles at New York State Tracks






New York State Tracks Total Annual Attendance





New York State Tracks Average Daily Attendance



TRENDS:

All New York State Thoroughbred Tracks

Analysis of Handle and Attendance Figures for the past 10 Years (1988-1997)

Thoroughbred Tracks:

NYRA:

Aqueduct Racetrack
Belmont Park
Saratoga Race Course

†
Finger Lakes Racing Association

(Prepared by the New York State Racing and Wagering Board)

TRENDS:

(1988-1997)

All New York State Thoroughbred Tracks


Attachments:

- Total Annual Handles
- Attendance
- Average Daily Attendance

(Prepared by the New York State Racing and Wagering Board)



Total Annual Handles at New York State Thoroughbred Tracks




Year of Operation

Total Facility Handle
 On Track Handle
 Total Simulcast Handle

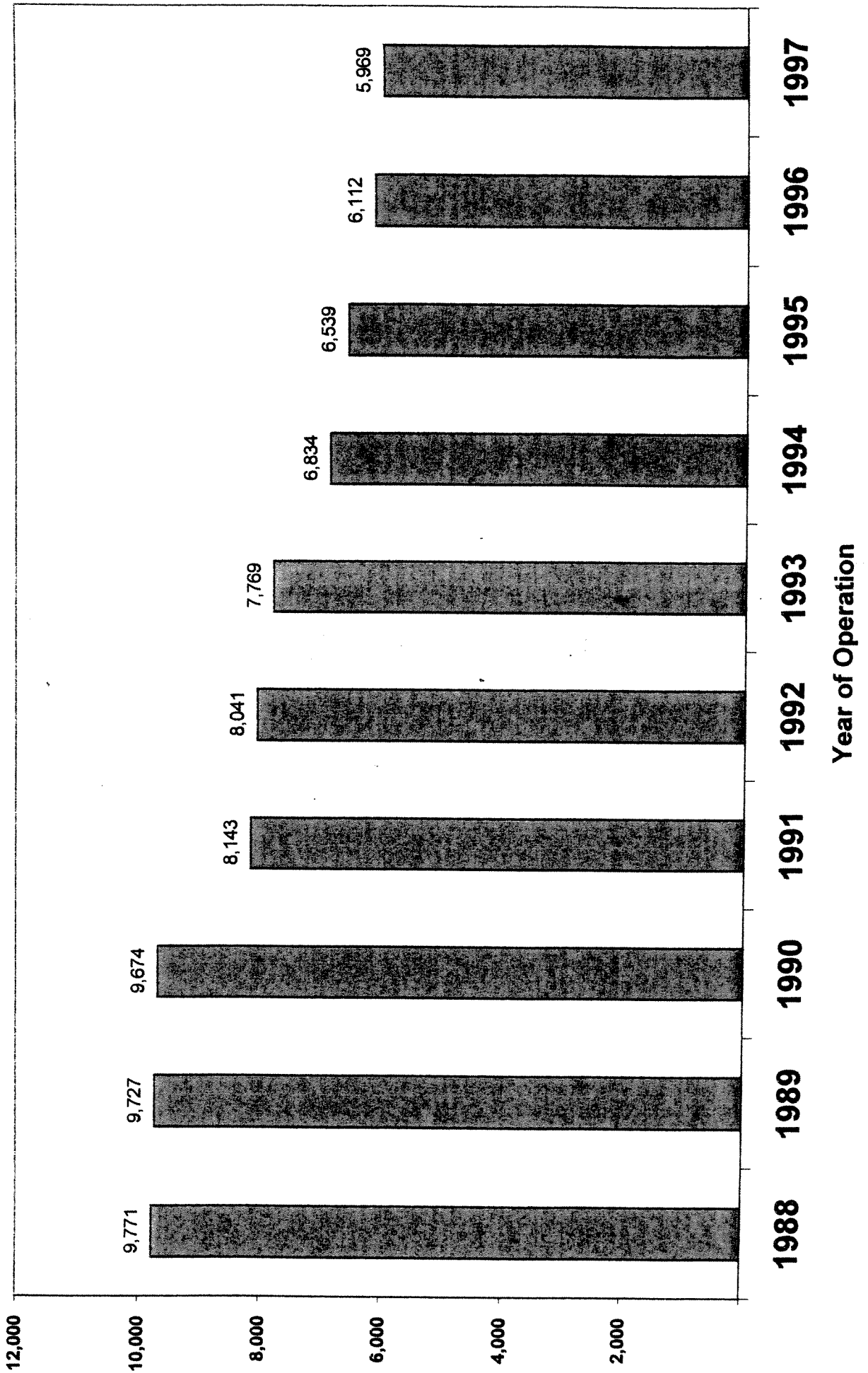


Thoroughbred Tracks in New York State Total Annual Attendance





Thoroughbred Tracks in New York State Average Daily Attendance



TRENDS:

(1988-1997)

New York Racing Association (NYRA) Thoroughbred Tracks


(Aqueduct Racetrack - Belmont Park - Saratoga Race Course)




Attachments:

- Total Annual Handles
- Attendance
- Average Daily Attendance

(Prepared by the New York State Racing and Wagering Board)


Total Annual Handles at NYRA



 Total Facility Handle
  On Track Handle
  Total Simulcast Handle




NYRA Total Annual Attendance





NYRA Average Daily Attendance



TRENDS:

(1988-1997)

Aqueduct Racetrack (NYRA) Thoroughbred Track

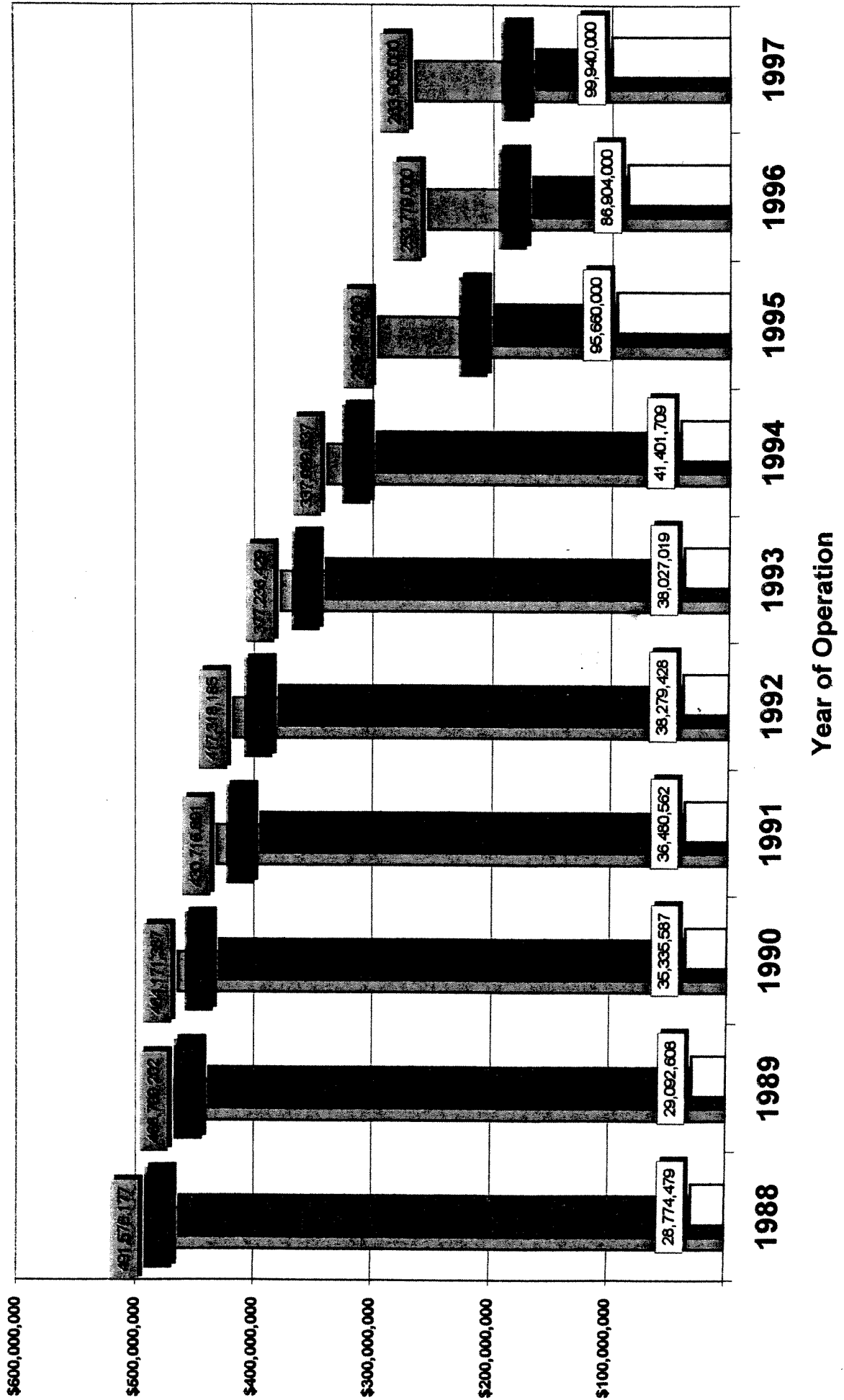
Attachments:

- Total Annual Handles
- Attendance
- Average Daily Attendance

(Prepared by the New York State Racing and Wagering Board)




Total Annual Handles at Aqueduct Racetrack



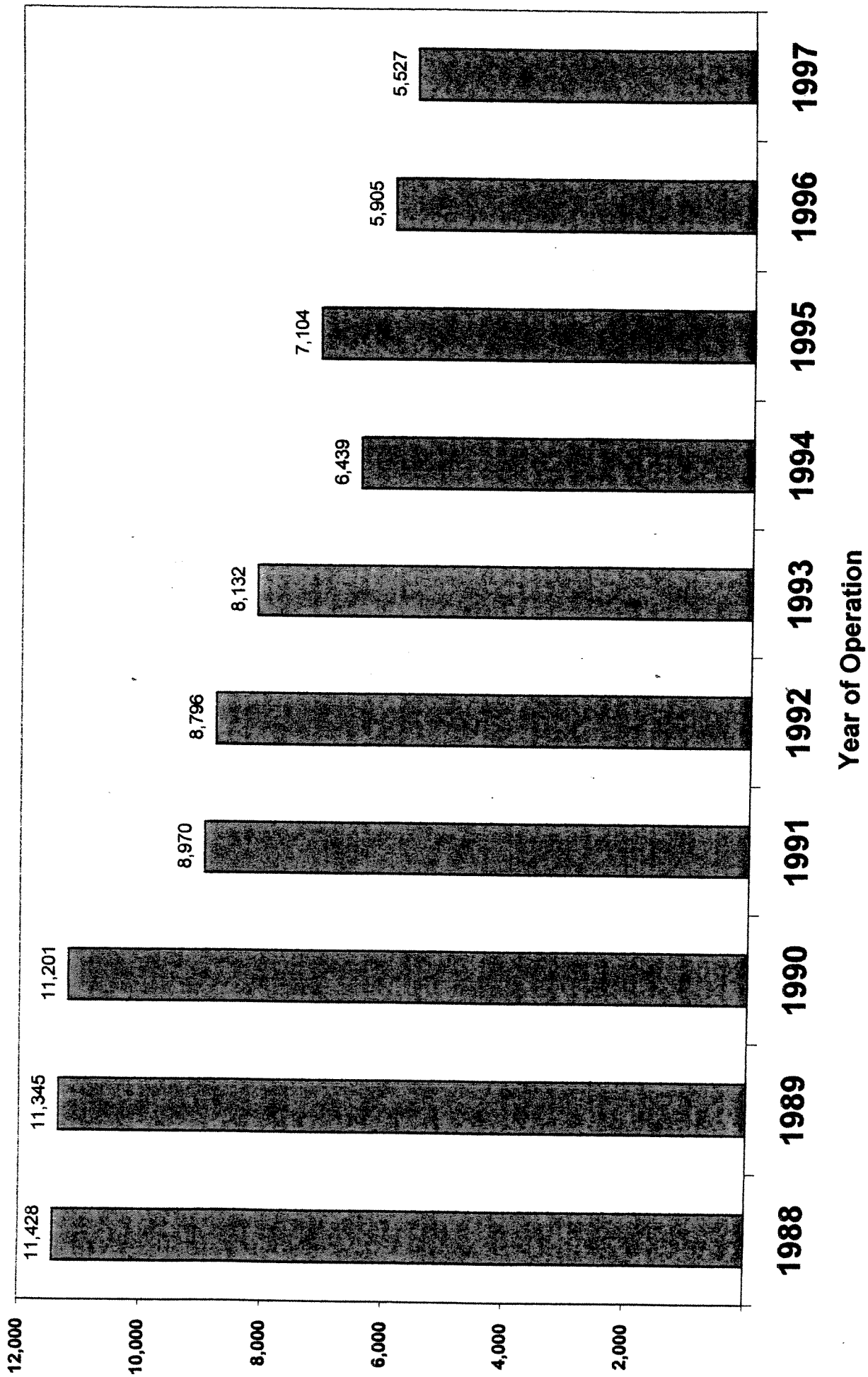
Total Facility Handle
 On Track Handle
 Total Simulcast Handle



Aqueduct Racetrack Total Annual Attendance



Aqueduct Racetrack Average Daily Attendance



TRENDS:

(1988-1997)

**Belmont Park (NYRA)
Thoroughbred Track**


Attachments:

- Total Annual Handles
- Attendance
- Average Daily Attendance

(Prepared by the New York State Racing and Wagering Board)




Total Annual Handles at Belmont Park



Total Facility Handle
 On Track Handle
 Total Simulcast Handle




Belmont Park Total Annual Attendance





Belmont Park Average Daily Attendance



TRENDS:

(1988-1997)


**Saratoga Race Course (NYRA)
Thoroughbred Track**

Attachments:

- Total Annual Handles
- Attendance
- Average Daily Attendance

(Prepared by the New York State Racing and Wagering Board)

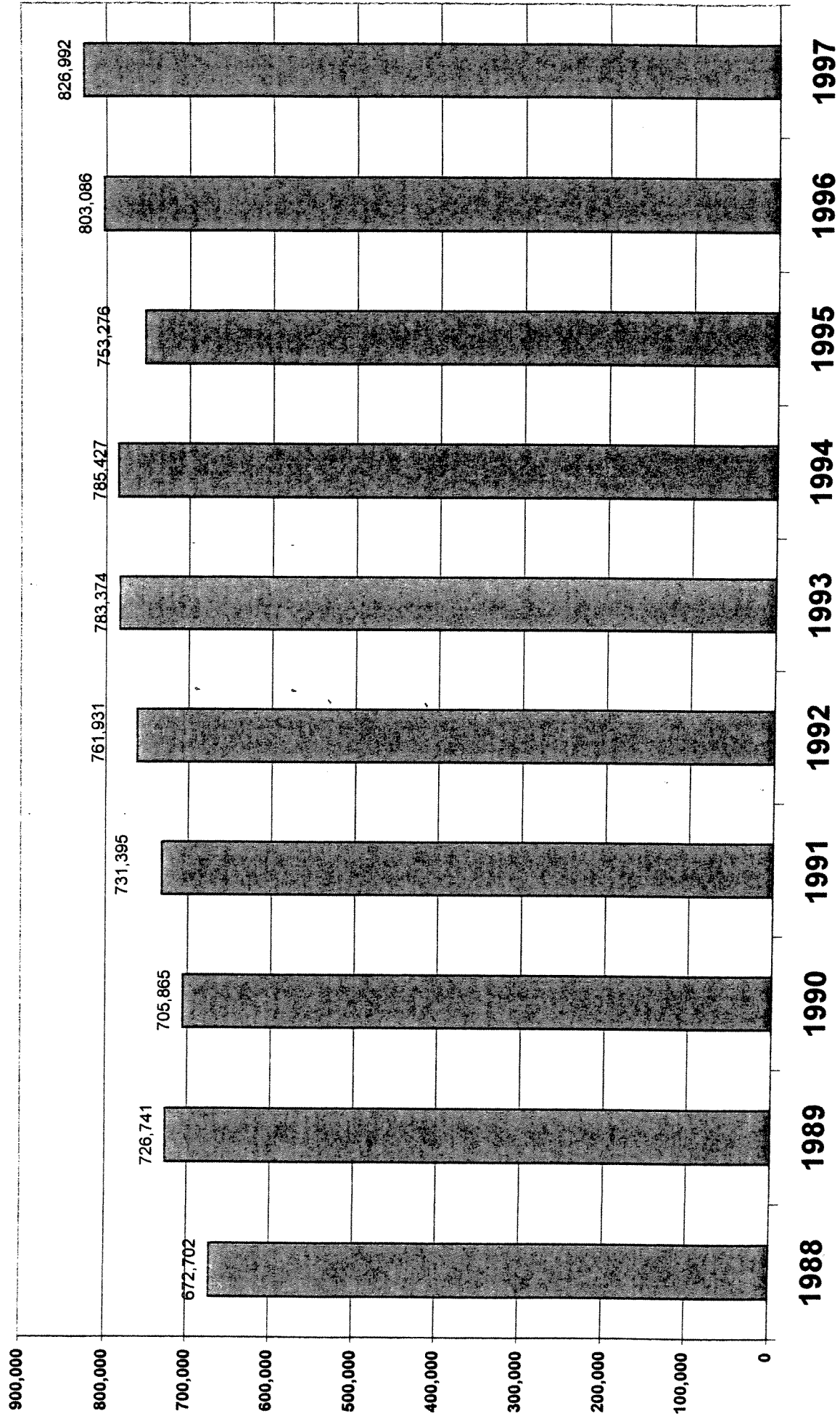
Total Annual Handles at Saratoga Race Course



 Total Facility Handle
 On Track Handle
 Total Simulcast Handle




Saratoga Race Course Total Annual Attendance





Saratoga Race Course Average Daily Attendance



TRENDS:

(1988-1997)

**Finger Lakes Racing Association
Thoroughbred Track**

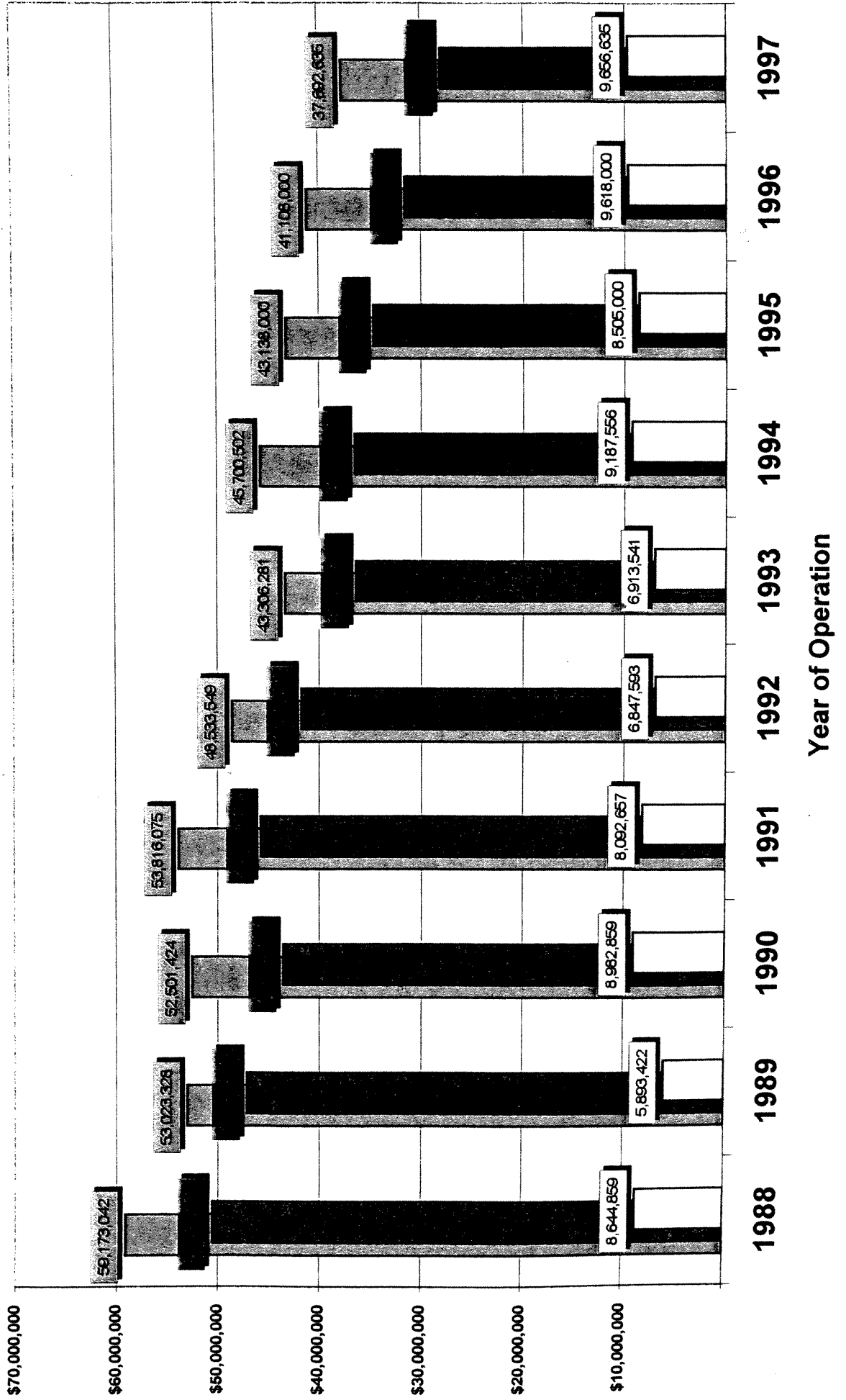
Attachments:

- Total Annual Handles
- Attendance
- Average Daily Attendance

(Prepared by the New York State Racing and Wagering Board)




Total Annual Handles at Finger Lakes Racing Association



Legend: Total Facility Handle (light gray), On Track Handle (dark gray), Total Simulcast Handle (white)

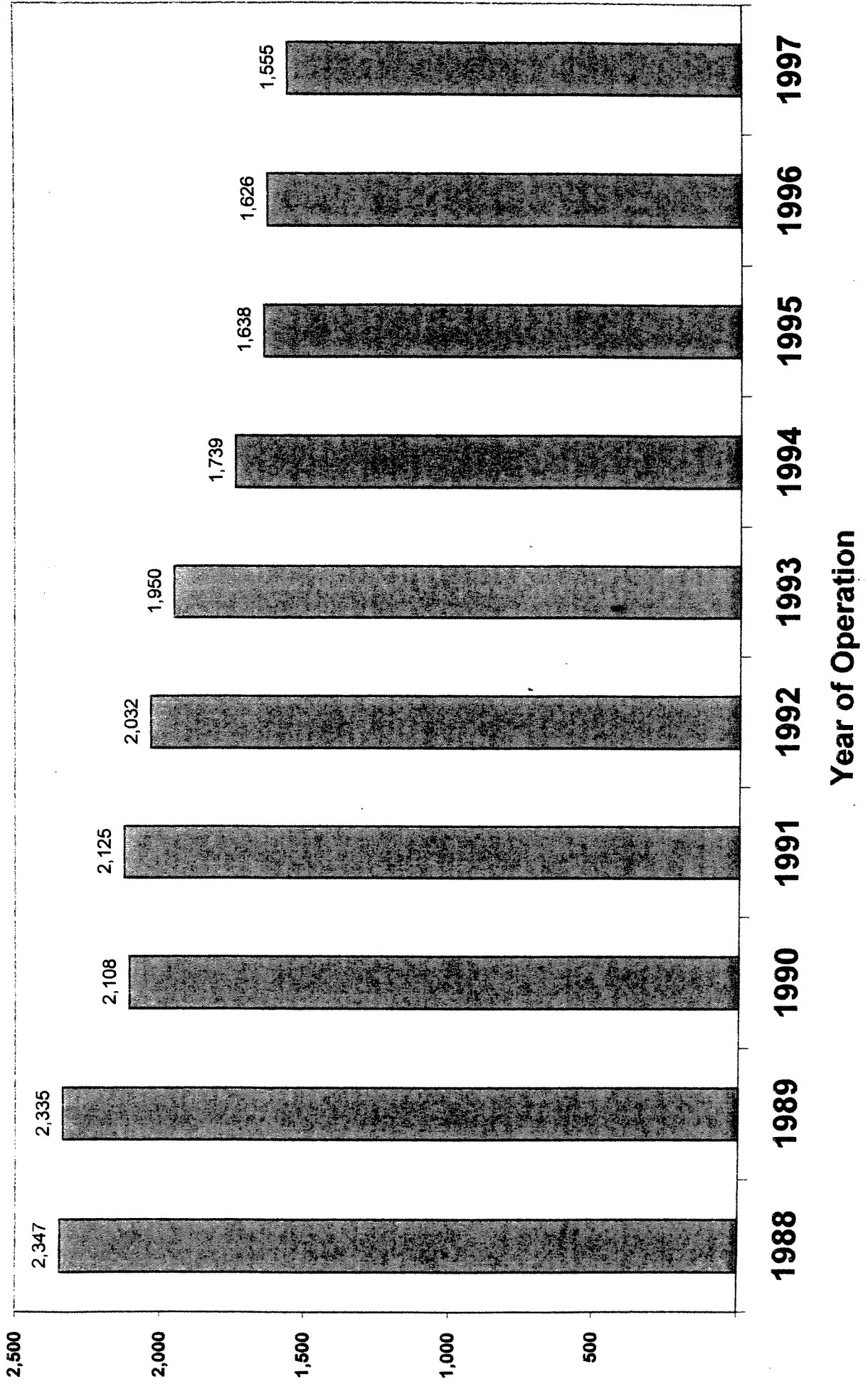


Finger Lakes Racing Association Total Annual Attendance





Finger Lakes Racing Association Average Daily Attendance



TRENDS:

All New York State Harness Tracks

Analysis of Handle and Attendance Figures for the past 10 Years (1988-1997)

Harness Tracks:

Batavia Downs
Buffalo Raceway
Monticello Raceway
Saratoga Raceway
Syracuse Mile
Vernon Downs
Yonkers Raceway

(Prepared by the New York State Racing and Wagering Board)

TRENDS:

(1988-1997)

**All New York State
Harness Tracks**


Attachments:

- Total Annual Handles
- Total Annual Attendance
- Average Daily Attendance

(Prepared by the New York State Racing and Wagering Board)




Total Annual Handles at New York State Harness Tracks



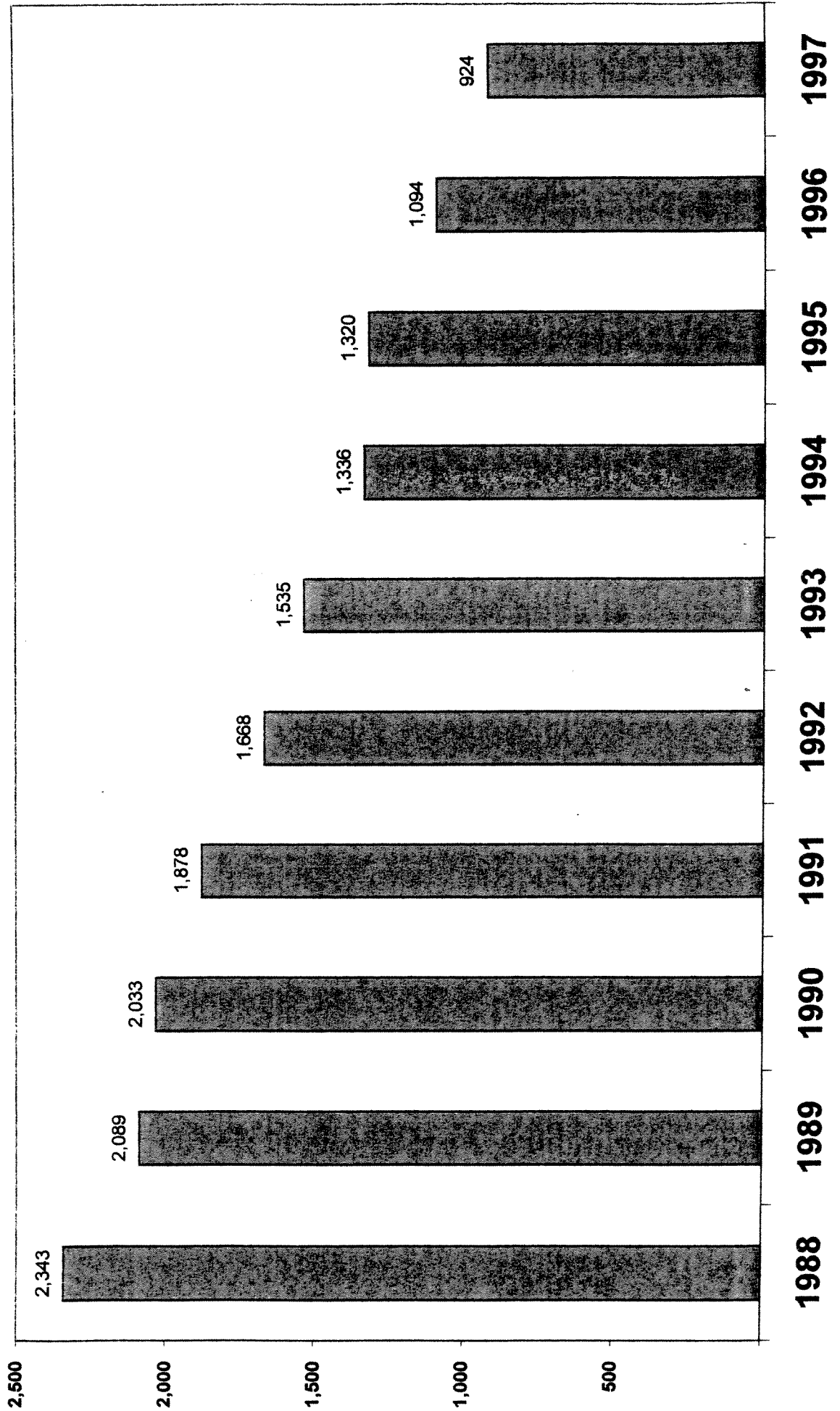


Harness Tracks in New York State Total Annual Attendance





Harness Tracks in New York State Average Daily Attendance



TRENDS:

(1988-1997)

**Batavia Downs
Harness Track**

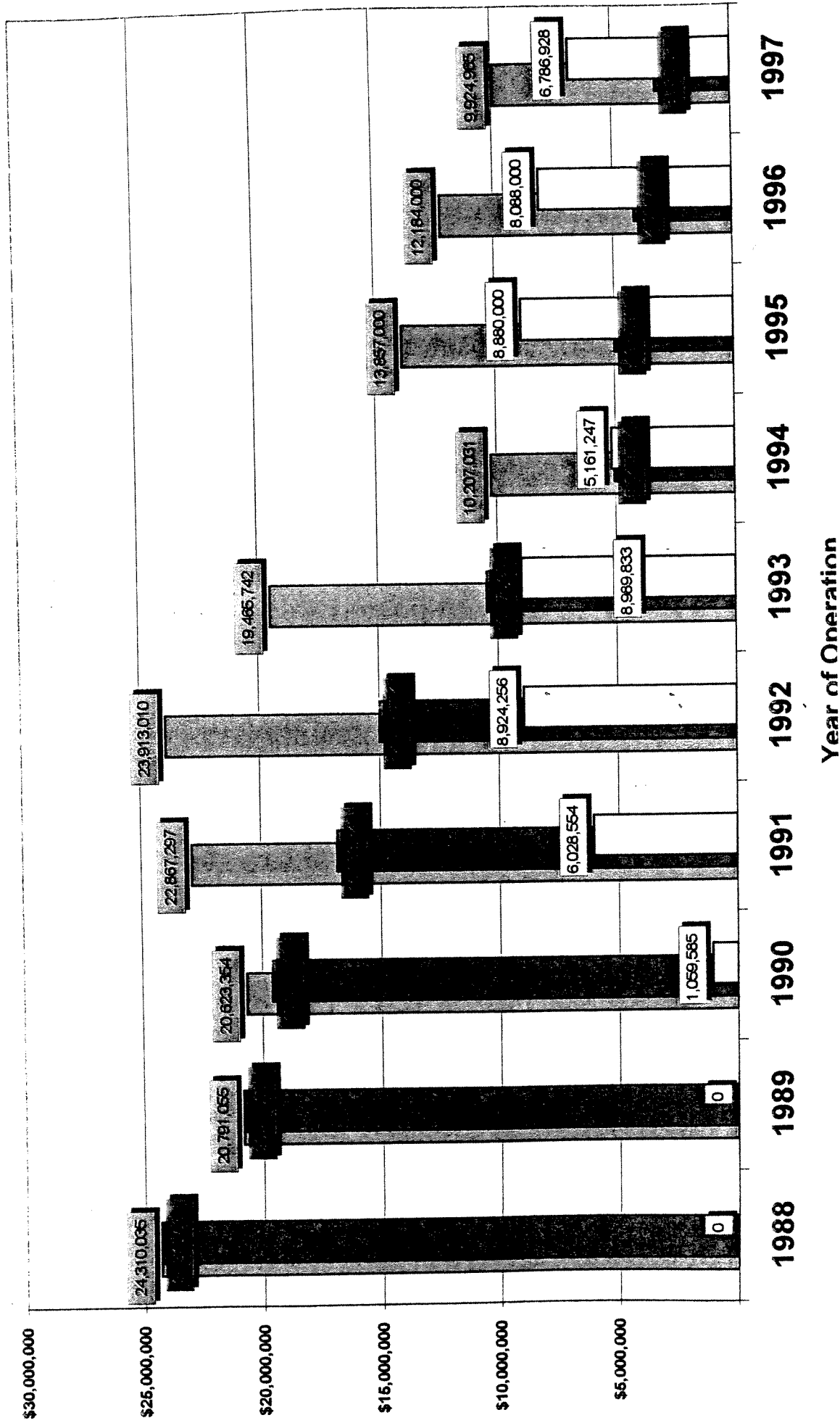
Attachments:

- Total Annual Handles
- Total Annual Attendance
- Average Daily Attendance

(Prepared by the New York State Racing and Wagering Board)




Total Annual Handles at Batavia Downs



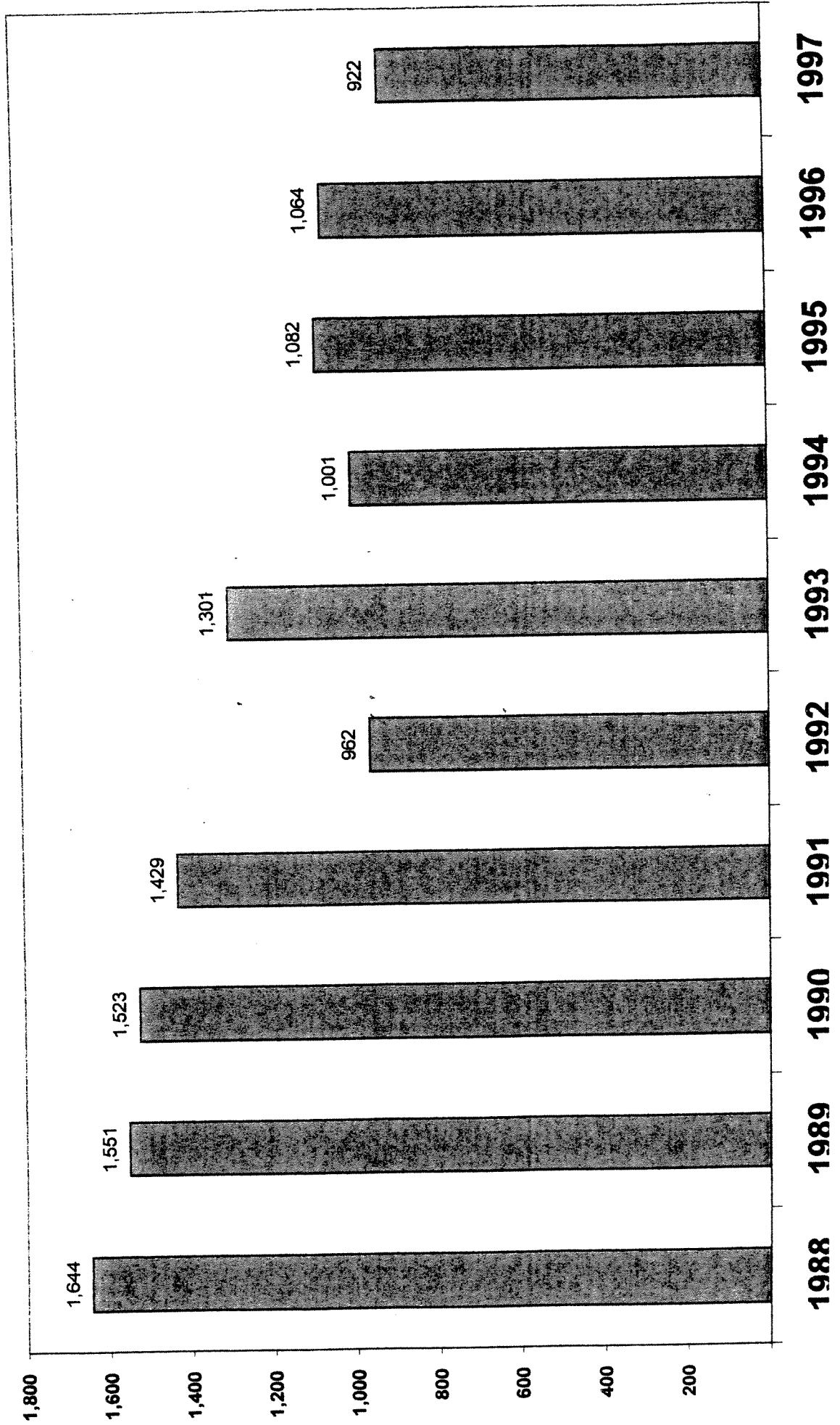


Batavia Downs Total Attendance





Batavia Downs Average Daily Attendance



TRENDS:

(1988-1997)

Buffalo Raceway Harness Track

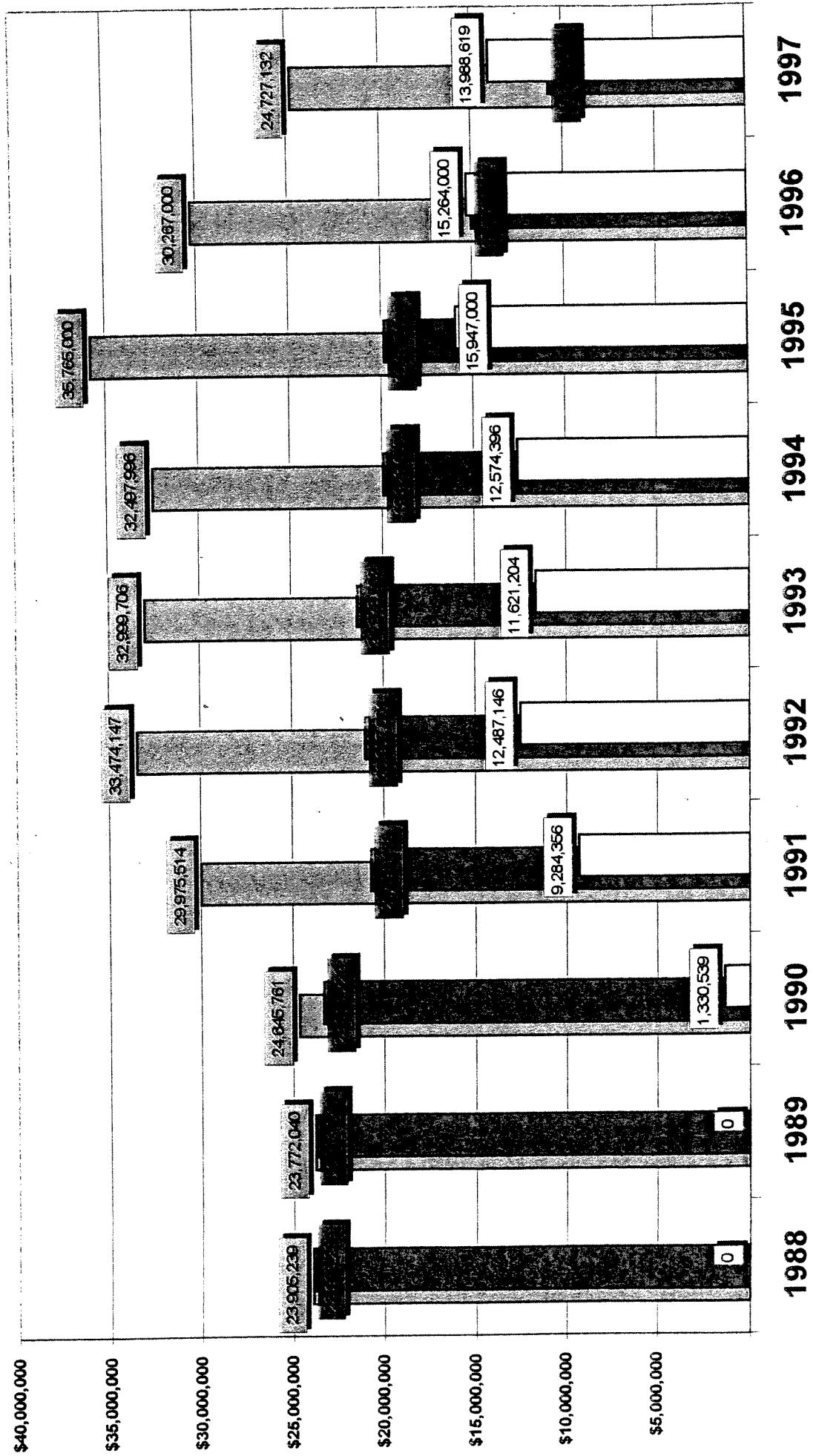
Attachments:

- Total Annual Handles
- Total Annual Attendance
- Average Daily Attendance

(Prepared by the New York State Racing and Wagering Board)




Total Annual Handles at Buffalo Raceway






Buffalo Raceway Total Annual Attendance





Buffalo Raceway Average Daily Attendance



TRENDS:

(1988-1997)

**Monticello Raceway
Harness Track**


Attachments:

- Total Annual Handles
- Total Annual Attendance
- Average Daily Attendance

(Prepared by the New York State Racing and Wagering Board)




Total Annual Handles at Monticello Raceway






Monticello Raceway Total Annual Attendance





Monticello Raceway Average Daily Attendance



TRENDS:

(1988-1997)

**Saratoga Raceway
Harness Track**


Attachments:

- Total Annual Handles
- Total Annual Attendance
- Average Daily Attendance

(Prepared by the New York State Racing and Wagering Board)




Total Annual Handles at Saratoga Raceway






Saratoga Harness Total Annual Attendance





Saratoga Harness Average Daily Attendance



TRENDS:

(1988-1997)

**Syracuse Mile
Harness Track**

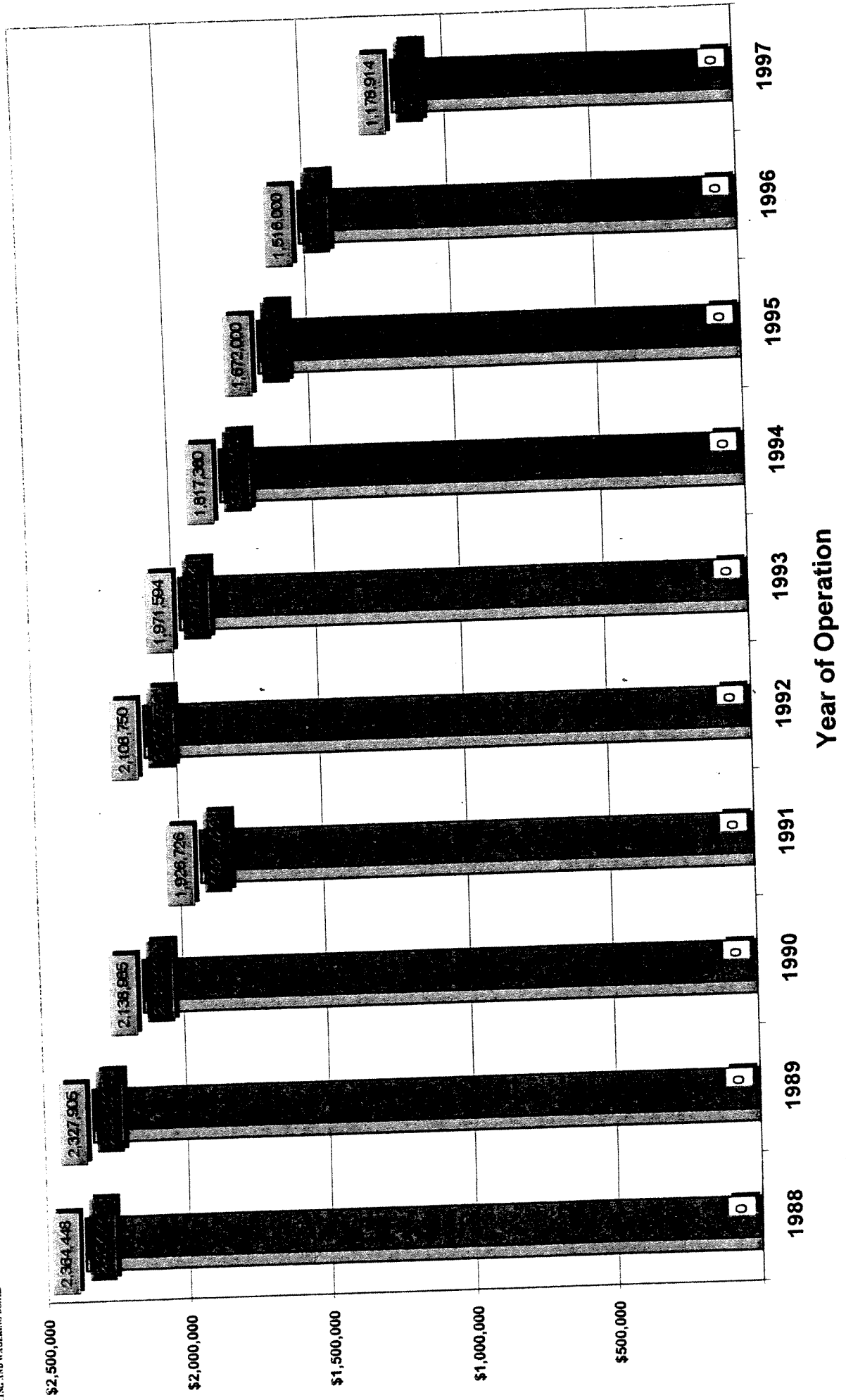
Attachments:

- Total Annual Handles
- Total Annual Attendance
- Average Daily Attendance

(Prepared by the New York State Racing and Wagering Board)




Total Annual Handles at Syracuse Mile



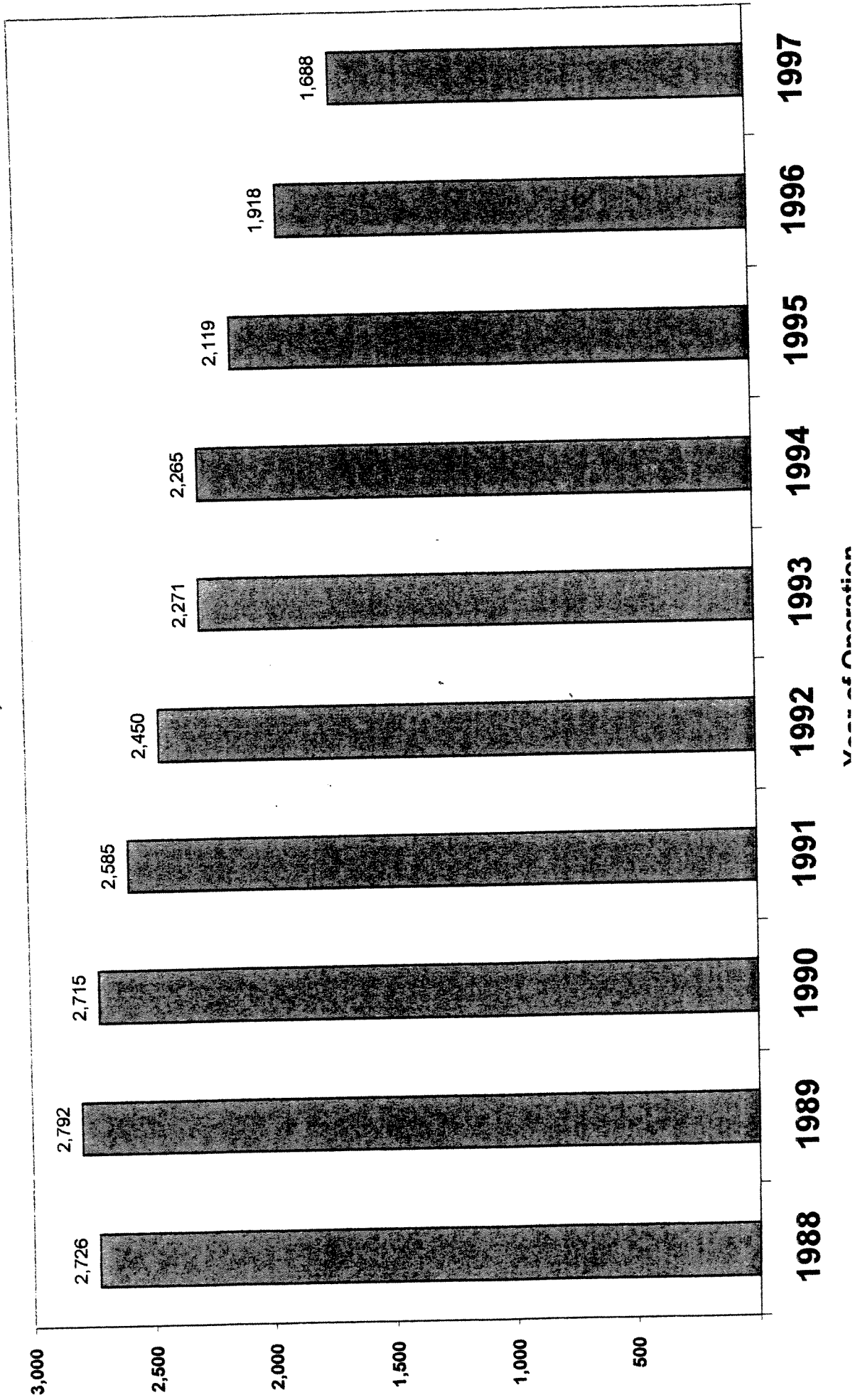


Syracuse Mile On Track Total Annual Attendance





Syracuse Mile Average Daily Attendance



TRENDS:

(1988-1997)

**Vernon Downs
Harness Track**


Attachments:

- Total Annual Handles
- Total Annual Attendance
- Average Daily Attendance

(Prepared by the New York State Racing and Wagering Board)




Total Annual Handles at Vernon Downs






Vernon Downs Total Annual Attendance





Vernon Downs Average Daily Attendance



TRENDS:

(1988-1997)

**Yonkers Raceway
Harness Track**

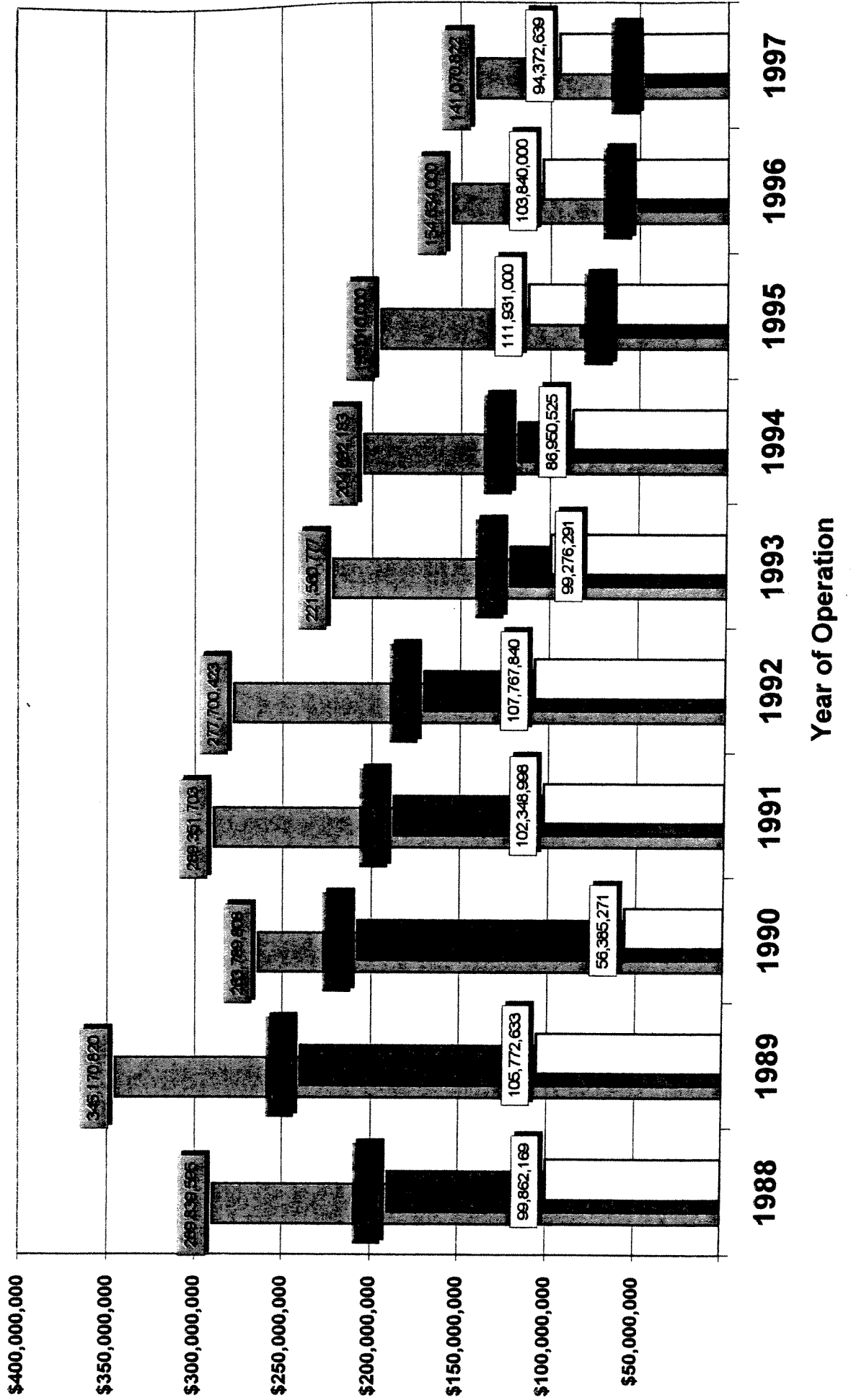
Attachments:

- Total Annual Handles
- Total Annual Attendance
- Average Daily Attendance

(Prepared by the New York State Racing and Wagering Board)




Total Annual Handles at Yonkers Raceway





Yonkers Raceway Total Annual Attendance





Yonkers Raceway Average Daily Attendance

