

**New York State
Racing & Wagering Board
Annual Report and Simulcast Report
1998**



**George E. Pataki
Governor**



**Michael J. Hoblock, Jr.
Chairman**

**Joseph P. Neglia
Member**

**Bennett Liebman
Member**

Chairman
Michael J. Hoblock, Jr.

Members
Bennett Liebman
Joseph P. Neglia



Executive Director
Edward J. Martin

Secretary to the Board
Stephanie Donato

**STATE OF NEW YORK
RACING AND WAGERING BOARD**

June 1, 1999

The Honorable George E. Pataki
Governor of New York State
State Capitol Building
Albany, New York 12224

Dear Governor Pataki:

On behalf of the New York State Racing and Wagering Board, I submit to you the Board's 25th Annual Report in accordance with Chapter 346 of the Laws of 1973. As in past years, the Simulcast Report is incorporated into the Annual Report.


The Board is facing new challenges in its role as regulator of New York's premiere racing industry and watchdog over games of chance and casinos. As the direct descendant to the nation's oldest horse racing regulatory body, the New York State Racing Commission, we endeavor to maintain a tradition of vigilance in enforcing the laws that have been promulgated by the Legislature.

As Chairman, my goal has been to ensure that whenever we take action, whenever we deliberate over an application for a license, whenever we mete out a sanction to a violator, that we have acted fairly and objectively throughout the process. It is very important to keep the Board a strong, vibrant and independent arm of government, and I appreciate all you have done in assisting us in meeting our objectives.

The racing industry, for the sake of its own well-being and vitality, relies on a vigorous Board that can maintain public confidence in the sport of racing and other forms of wagering. I believe we have done much to earn this confidence in the past year.

I thank you and the Legislature for allowing me this opportunity to serve the residents of New York State.

Sincerely,


Michael J. Hoblock, Jr.
Chairman

NEW YORK STATE RACING AND WAGERING BOARD

The New York State Racing and Wagering Board consists of three members, appointed by the Governor with the consent of the New York State Senate, for six-year terms. Of the three, one is designated by the Governor to serve as Chairman.

The current membership of the Board and terms of membership are as follows:

Michael J. Hoblock, Jr. Chairman	February 2002
Bennett Liebman	February 2000
Joseph Neglia	February 1998

BOARD EXECUTIVE STAFF

Edward J. Martin	Executive Director
Stephanie L. Donato	Secretary to Board
Robert Feuerstein	General Counsel
James Gallagher	Chief of Racing Operations
George Dranichak	Chief of Racing Officials
Thomas Casaregola	Chief of Audits and Investigations

OFFICE LOCATIONS

Executive Office: 1 Watervliet Avenue Extension
Albany, New York 12206-1668
Telephone (518) 453-8460 Fax (518) 453-8490

New York City Office: 1 Penn Plaza, Suite 725
New York, New York 10119
Telephone (212) 290-4401 Fax (212) 290-4409

Games of Chance Unit: 1 Watervliet Avenue Extension
Albany, New York 12206-1668
Telephone (518) 453-8460 Fax (518) 453-8494

Turning Stone Casino: 5218 Patrick Road, P.O. Box 126
Verona, New York 13478
Telephone (315) 363-2803 Fax (315) 361-6425

Akwesasne Mohawk Casino: P.O. Box 86
Hogansburg, New York 13655
Casino: 518/358-2222
Hogansburg Office: 518-358-6302, Fax (518) 358-9720

New York State Racing and Wagering Executive Staff



Seated (L to R) Commissioner Joseph Neglia, Chairman Michael J. Hoblock, Commissioner Bennett Liebman
Standing (L to R) Nicole Rabilotto, Robert Williams, Tom Casaregola, Robert Feuerstein, James Gallagher, Bruce Samboy,
Frank Massimo, Edward Hamilton, Stephanie Donato, Daryll Messner, George Dranichak, Edward Martin

Mission Statement for the Racing and Wagering Board:

Our Purpose is to ensure that New York State's legalized casinos, pari-mutuel, and charitable gambling activities operate with integrity and are in full compliance with New York State statutes and rules.

We safeguard the interest of the public, including the taxpayers and patrons by ensuring that the regulated entities and their employees participating in, or benefiting from legalized gambling operate with probity. We will expeditiously respond to all public concerns.

Executive Management espouses that personal integrity is paramount for all Board employees who must ensure honest and proper conduct of legalized gambling and other regulated activities. To properly serve the public, all employees must perform their duties in an ethical manner that is above reproach. To meet this goal we advocate teamwork, intra agency communication, mutual respect, training, and advancement to reach each employee's potential.

Only through vigilance, competence and dedication can the Board and its employees be successful in performing its statutory responsibilities.

New York State Racing and Wagering Board



(R to L) Commissioner Joseph P. Neglia, Chairman Michael J. Hoblock, Commissioner Bennett Liebman

CHAIRMAN

MICHAEL J. HOBLOCK, JR.

Michael J. Hoblock, Jr., appointed to the Racing & Wagering Board by Governor Pataki, was confirmed by the New York State Senate on May 6, 1997. He was designated by the Governor to serve as Chairman. Prior to his chairmanship of the Board, Mr. Hoblock was of counsel to the Albany law firm of Crane, Kelley, Greene and Parente.

After obtaining his Juris Doctor, Mr. Hoblock voluntarily served with the United States Marine Corps in Vietnam, where he was awarded the Bronze Star. Upon completion of active duty in 1971, Mr. Hoblock then joined the law firm of Zubres, D'Agostino, Hoblock & Greisler, eventually rising to partner. Mr. Hoblock's first elective office was to the New York State Assembly in 1978 where he served three terms. Following his service in the Assembly, Mr. Hoblock was elected as a member of the Colonie Town Board, serving for six years before being elected Albany County Executive. In 1994, Mr. Hoblock was elected to the New York State Senate.

As co-owner of Standardbreds in the early 1970's, Mr. Hoblock had the opportunity to experience the racing industry firsthand as an active participant. While his horses raced primarily at the harness tracks in New York State, Mr. Hoblock gained valuable knowledge that has served him well in his role as Chairman of the Board. In addition, as a legislator, he was instrumental in securing passage of legislation that was beneficial to the charitable gaming industry. From 1979 to 1985, he also served as Vice-Chairman of the Elks Government Relations Committee and assisted with the formation of the NYS Division of CONPOR

Mike Hoblock and his wife Karen reside in Loudonville, New York.

JOSEPH P. NEGLIA

Joseph P. Neglia was first appointed to the New York State Racing and Wagering Board in 1984. A graduate of El Camino College in California, Mr. Neglia founded Al-Brite Paint Company Incorporated, and served as President for 23 years. He later served as Assistant Industrial Commissioner for the New York State Department of Labor and as Deputy Executive Director for the New York State Board of Elections. In 1978, Mr. Neglia was appointed by Governor Hugh Carey to the New York State Mediation Board where he served until his appointment to the Racing and Wagering Board.

In 1992, Mr. Neglia was elected Chairman of the Association of Racing Commissioners International (ARCI), and has served as Treasurer, First and Second Vice President and President-Elect. In 1994, Mr. Neglia was awarded the ARCI's Joan Pew Award which is presented to a Racing Commissioner who has displayed "courage, dedication, vision and vitality."

Mr. Neglia resides in Brooklyn, New York with his wife Irene. They are the parents of four grown children.

BENNETT LIEBMAN

Bennett Liebman was first confirmed to the Racing and Wagering Board in 1988. Mr. Liebman graduated summa cum laude from Union College and earned his law degree cum laude from New York University.

Bennett Liebman began his State service in 1975 as an Assistant to the Secretary of State. He later served as Associate Counsel and Counsel to Lieutenant Governor Mario M. Cuomo and later was appointed Special Deputy Counsel to Governor Cuomo. Mr. Liebman also served as Assistant Commissioner for Legal Affairs in the New York State Department of Taxation and Finance, a position he held until being confirmed to the Racing and Wagering Board. Mr. Liebman is the author of more than fifty published articles on horse racing and served from 1992 to 1995 as a contributing writer for the Daily Racing Form.

Mr. Liebman resides in Slingerlands, New York with his wife Deborah and their two daughters.

TABLE OF CONTENTS

<i>History of Racing and Wagering Board</i>	<i>Page</i>	<i>5</i>
<i>Racing in New York State</i>	<i>Page</i>	<i>6</i>
<i>Statewide Racing Activity Summary</i>	<i>Page</i>	<i>7</i>
<i>Thoroughbred Tracks</i>	<i>Page</i>	<i>20</i>
<i>Aqueduct</i>	<i>Page</i>	<i>21</i>
<i>Belmont</i>	<i>Page</i>	<i>23</i>
<i>Finger Lakes</i>	<i>Page</i>	<i>25</i>
<i>Saratoga</i>	<i>Page</i>	<i>27</i>
<i>Harness Tracks</i>	<i>Page</i>	<i>30</i>
<i>Batavia</i>	<i>Page</i>	<i>31</i>
<i>Buffalo</i>	<i>Page</i>	<i>33</i>
<i>Monticello</i>	<i>Page</i>	<i>35</i>
<i>Saratoga</i>	<i>Page</i>	<i>37</i>
<i>Syracuse Mile</i>	<i>Page</i>	<i>39</i>
<i>Vernon Downs</i>	<i>Page</i>	<i>41</i>
<i>Yonkers Raceway</i>	<i>Page</i>	<i>43</i>
<i>Off-Track Betting Corporations</i>	<i>Page</i>	<i>45</i>
<i>Unit Reports</i>		
<i>Licensing</i>	<i>Page</i>	<i>61</i>
<i>Legal</i>	<i>Page</i>	<i>63</i>
<i>Bell Jar</i>	<i>Page</i>	<i>65</i>
<i>Bingo</i>	<i>Page</i>	<i>68</i>
<i>Indian Gaming</i>	<i>Page</i>	<i>69</i>
<i>Simulcasting</i>	<i>Page</i>	<i>72</i>
<i>Statistical Data</i>	<i>Page</i>	<i>74</i>

HISTORY OF THE NEW YORK STATE RACING AND WAGERING BOARD

The New York State Racing and Wagering Board was established by the State Legislature in 1973. The Board was created to combine the functions of the various existing racing commissions to provide a centralized authority. Pursuant to statute, the Board was given "general jurisdiction over all horse racing activities and all pari-mutuel betting activities, both on-track and off-track, in the state and over the corporations, associations, and persons engaged therein."

Prior to the 1973 enactment, the State had several Commissions which were charged with the regulation and oversight of legalized gambling that governed Thoroughbred Racing, Harness Racing, Quarter Horse Racing, Off-Track Betting and the Lottery. Under the new legislation, these Commissions were consolidated into the New York State Racing and Wagering Board.

Of the consolidated commissions, the State Racing Commission was the oldest, having been established in 1895. The Commission also held the prestige of being the oldest racing regulatory body in the nation. When the Racing and Wagering Board assumed the powers and duties of the Racing Commission, a reconstituted State Racing Commission was created as an advisory board.

The first permanent appointment to the Racing and Wagering Board was Joseph H. Boyd, Jr. He was appointed as a member on June 30, 1973 by Governor Nelson Rockefeller. Emil Mosbacher, Jr., the first Chairman of the Board was appointed on August 1, 1973.

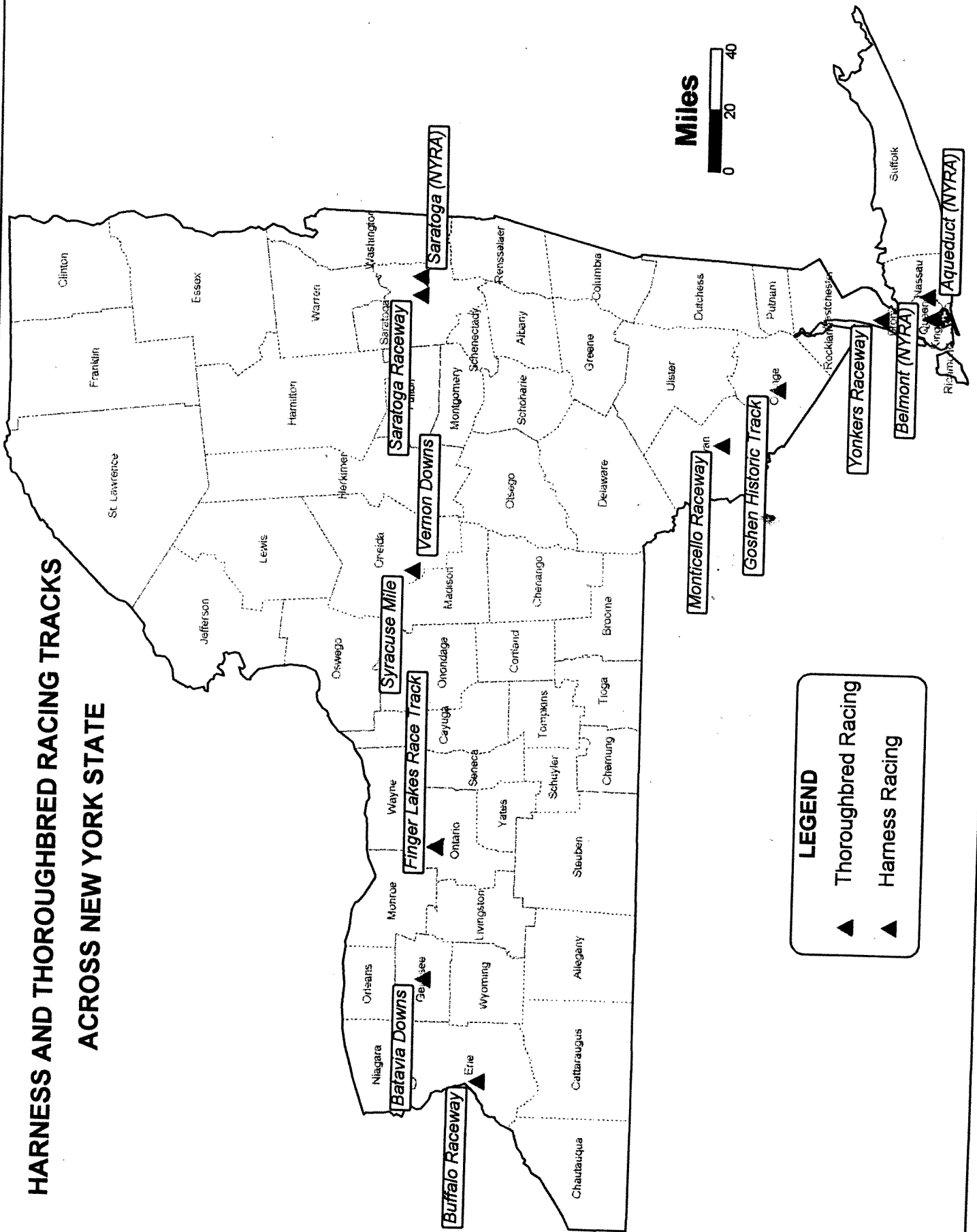
The New York State Thoroughbred Breeding and Development Fund was also legislatively established in 1973. The purpose of this Fund is to promote thoroughbred horse breeding in New York State through breeders, owners and stallion awards for the successes of New York-bred horses. The Agriculture and New York State Horse Breeding Development Fund was legislatively established in 1965. Its purpose is to promote the breeding of harness horses known as standardbreds and the conduct of equine research through an approved New York State veterinary college.

In 1977, the functions of the Bingo Control Commission were transferred to the Board. Since this transfer the Board has regulated both bingo and games of chance conducted by religious, charitable and certain non-profit organizations. Bingo was authorized pursuant to a constitutional amendment passed in 1957. Games of chance were authorized by constitutional amendment in 1975.

Finally, in 1993 the Board was given the authority to regulate Class III Indian gaming in the State pursuant to Compacts entered into between the State of New York and the Oneida Indian Nation of New York and the St. Regis Mohawk Tribe. Currently there is only one Native American casino in New York State. The Oneida Indian Nation of New York has operated the Turning Stone Casino Resort in Verona since July 20, 1993. The St. Regis Mohawk Tribe anticipate opening their Akwesasne Mohawk Casino in Hogansburg during the Spring of 1999.

Both Compacts were negotiated under the auspices of the Federal Indian Gaming Regulatory Act. The Oneida Compact was approved by the United States Department of the Interior on June 4, 1993, the St. Regis Compact was approved on December 4, 1993.

HARNESS AND THOROUGHBRED RACING TRACKS ACROSS NEW YORK STATE



Statewide Racing Activity Summary's 10 Year Trends (1989-1998)

All New York State Thoroughbred and Harness Tracks

New York State Harness Tracks

New York State Thoroughbred Tracks

New York State NYRA Tracks

New York State Tracks and OTB's

New York State Total OTB Handles

Explanation of Attachments:

- ***Total Annual Handles***

Total Facility Handle: Total amount of money wagered at the track in that time period
On Track Handle: Total amount of money wagered at the track on live racing
Total Simulcast Handle: Total amount of money wagered at the track on simulcasted races
Revised 1995 and 1996: In previous Annual Reports the 1995 and 1996 figures were rounded to the nearest 1000th dollar figure

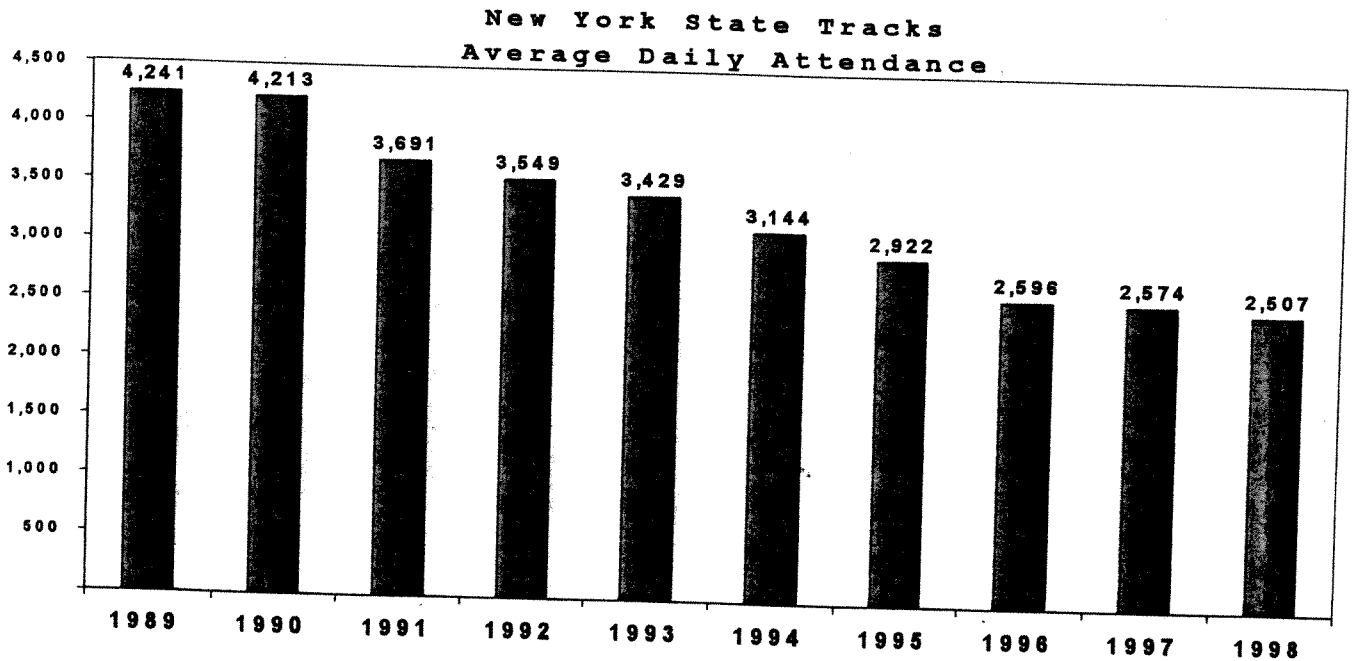
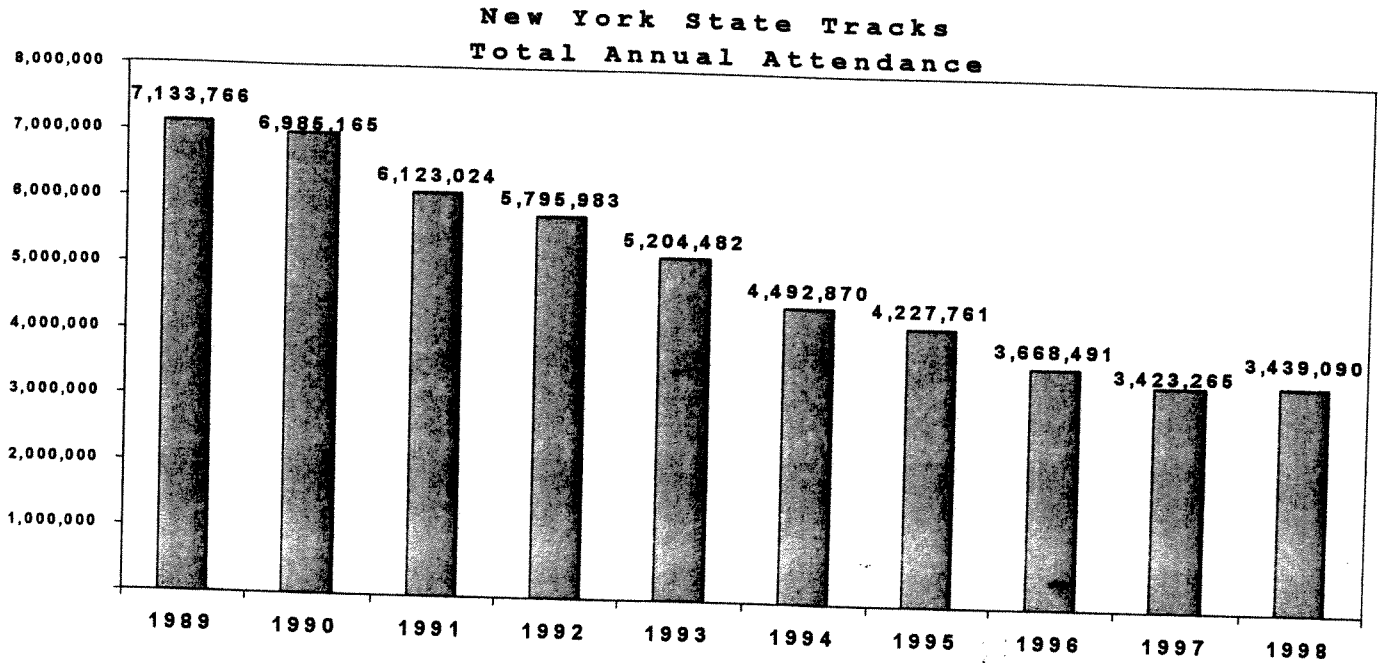
- ***Attendance***

Total attendance at the track for live racing

- ***Average Daily Attendance***

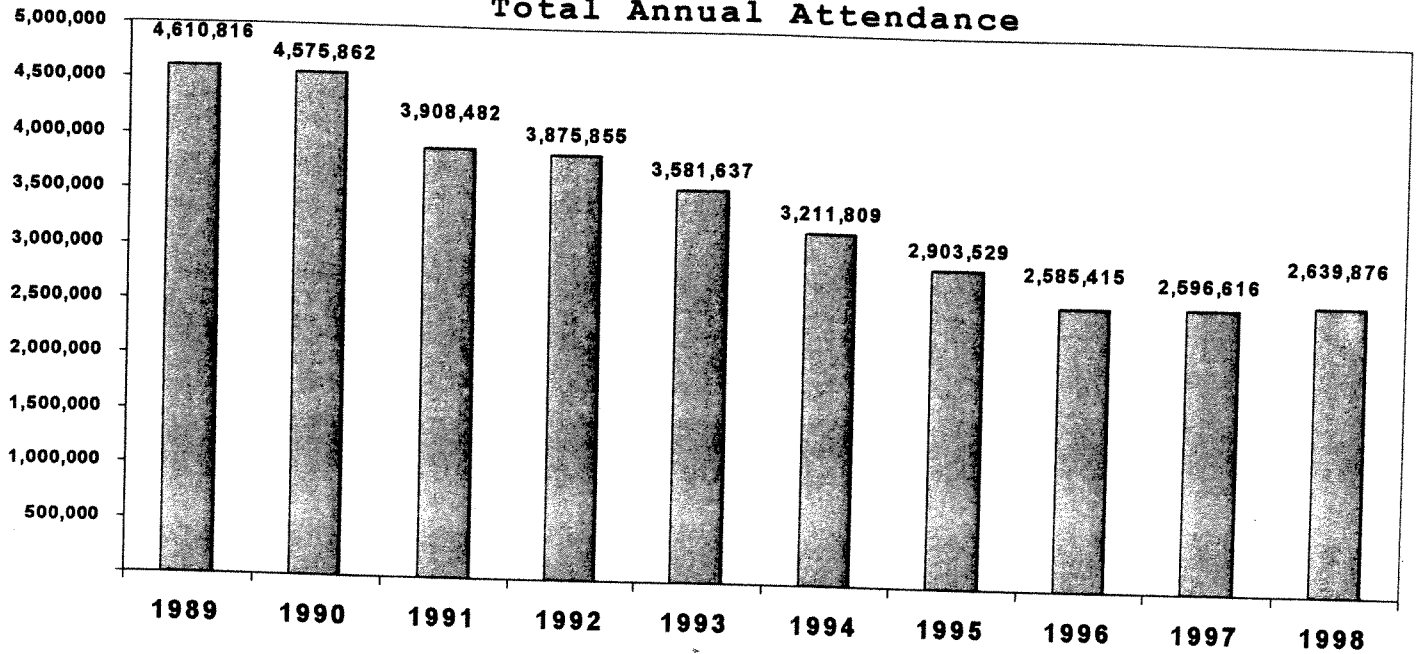
Average daily attendance at the track for live racing

TRENDS: New York State Tracks Harness & Thoroughbred (1989-1998)

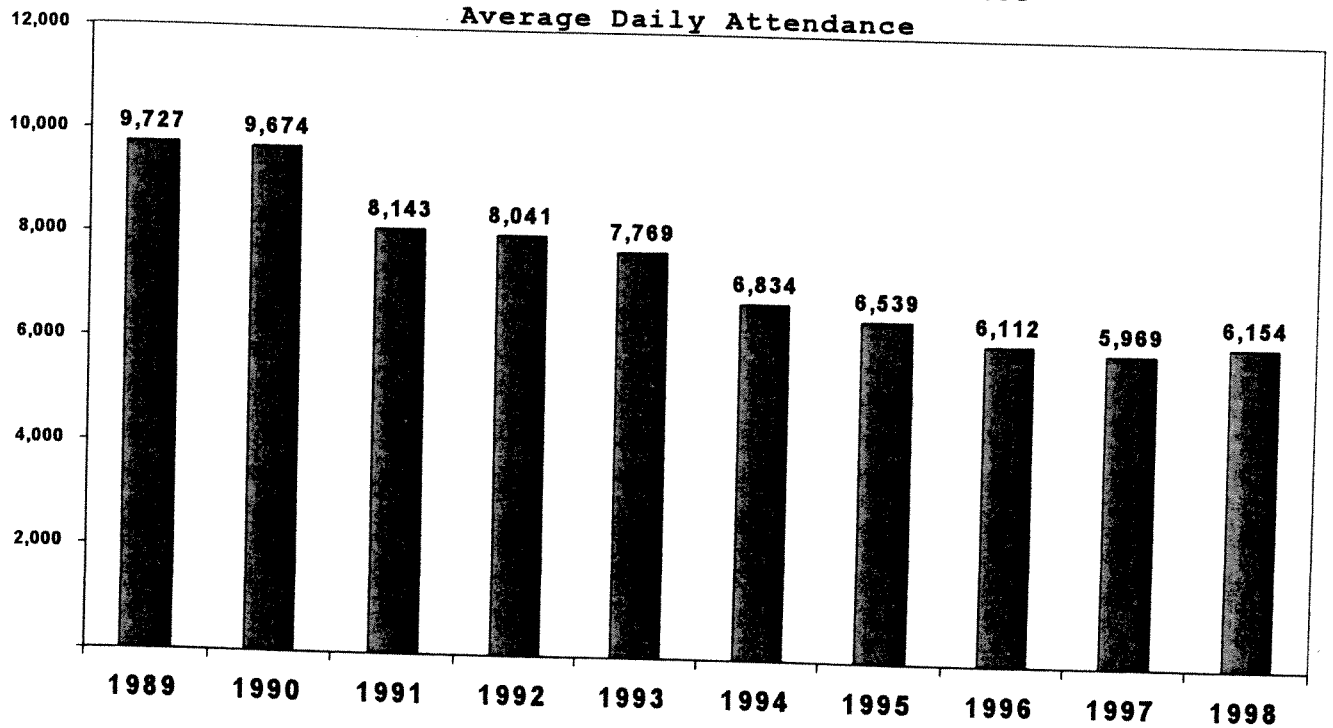


New York State Thoroughbred Tracks
Finger Lakes Racing Association and
NYRA: Aqueduct, Belmont, Saratoga
10 Year Trends (1989 - 1998)

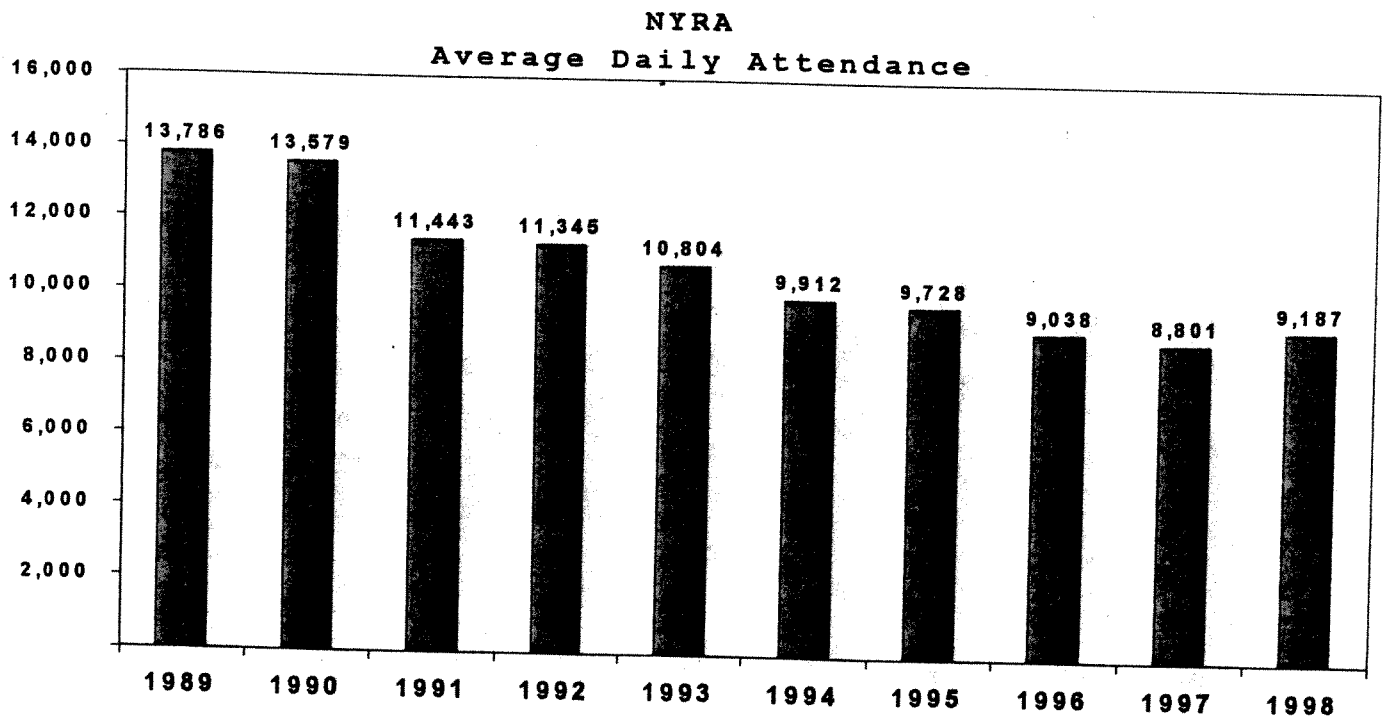
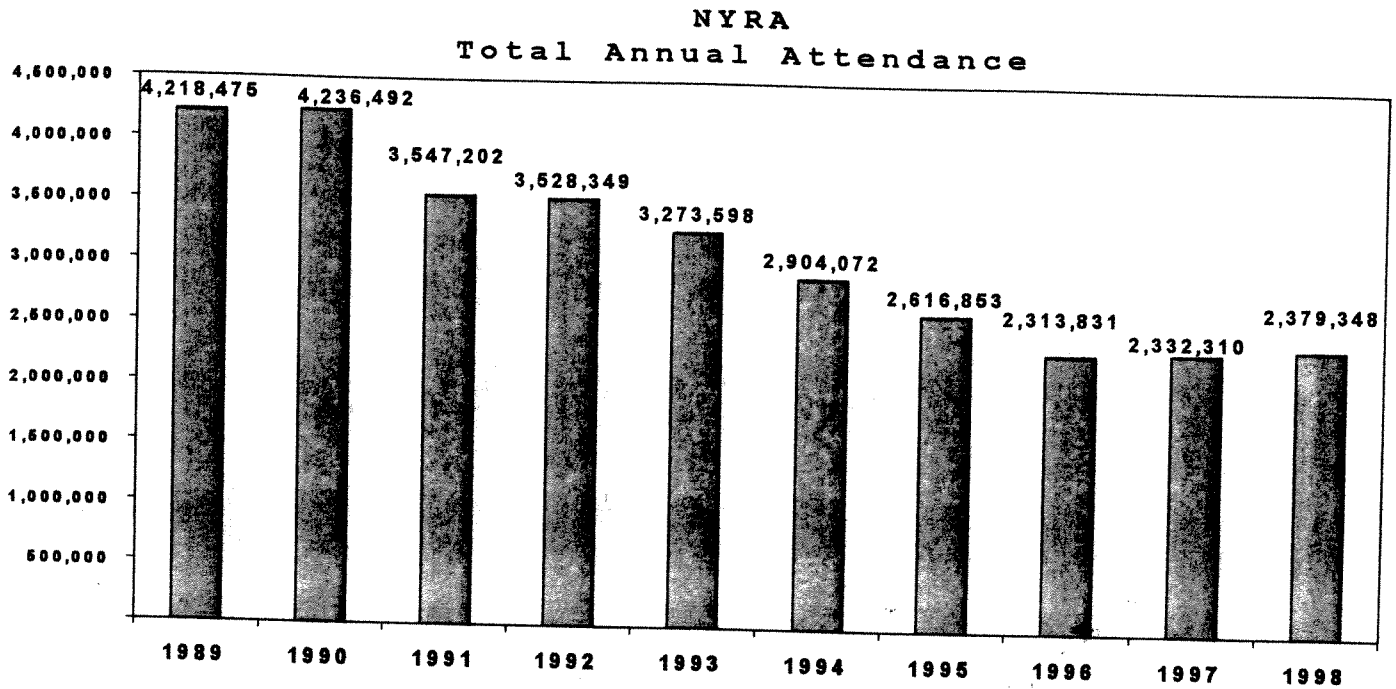
Thoroughbred Tracks in New York State
Total Annual Attendance



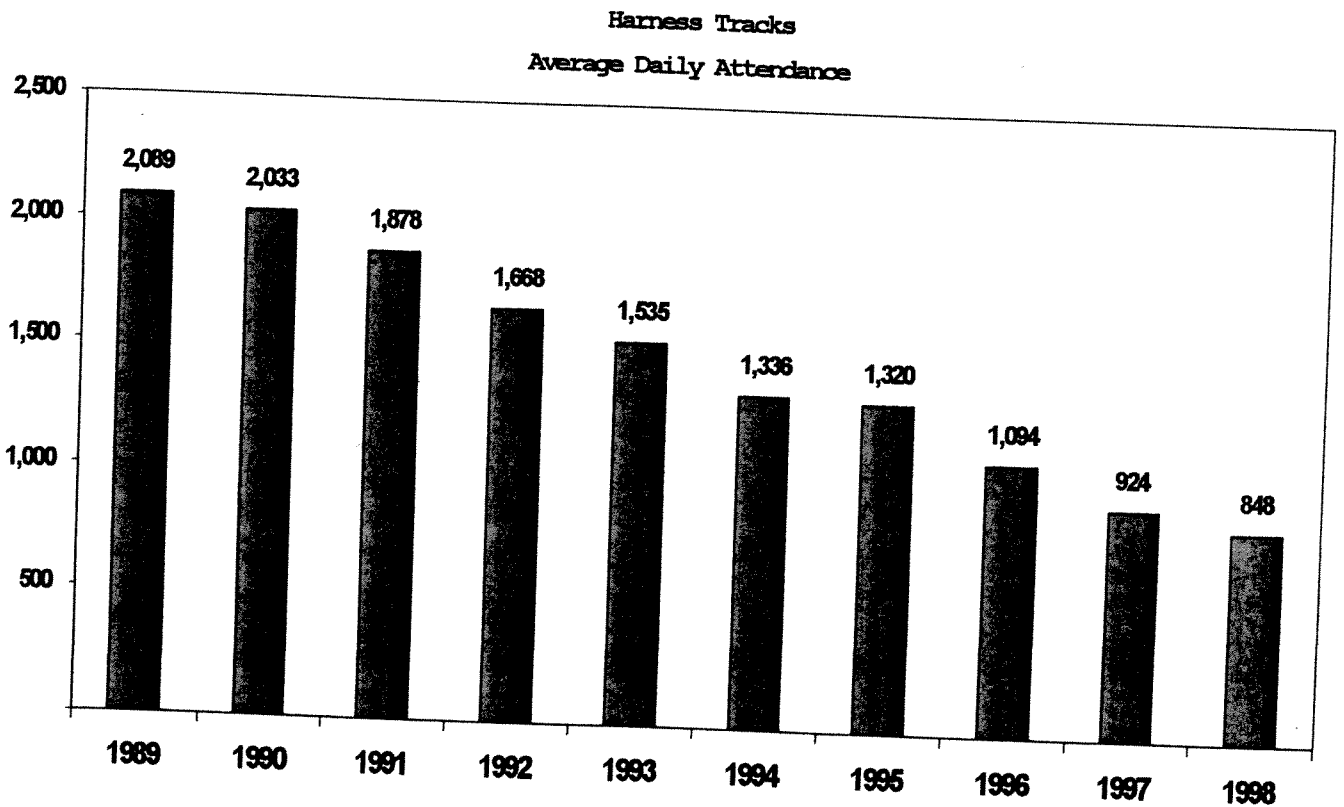
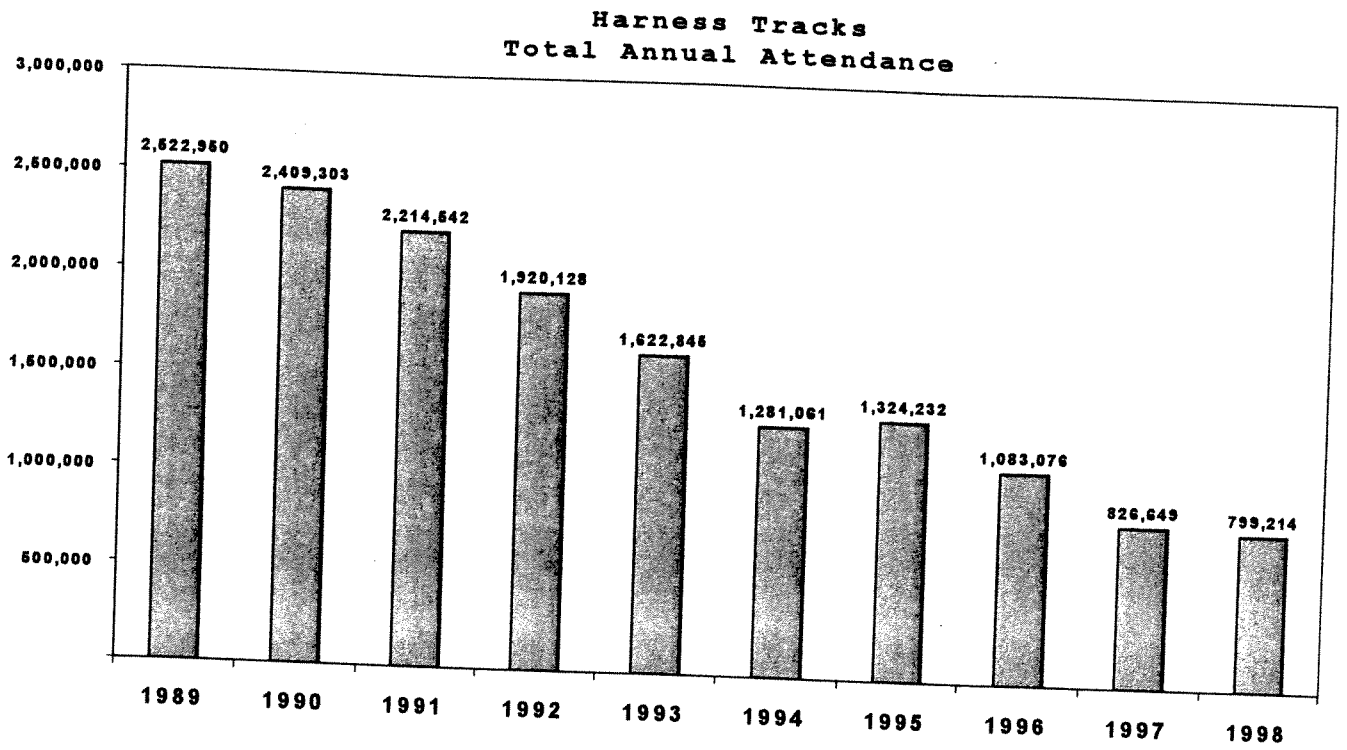
Thoroughbred Tracks in New York State
Average Daily Attendance



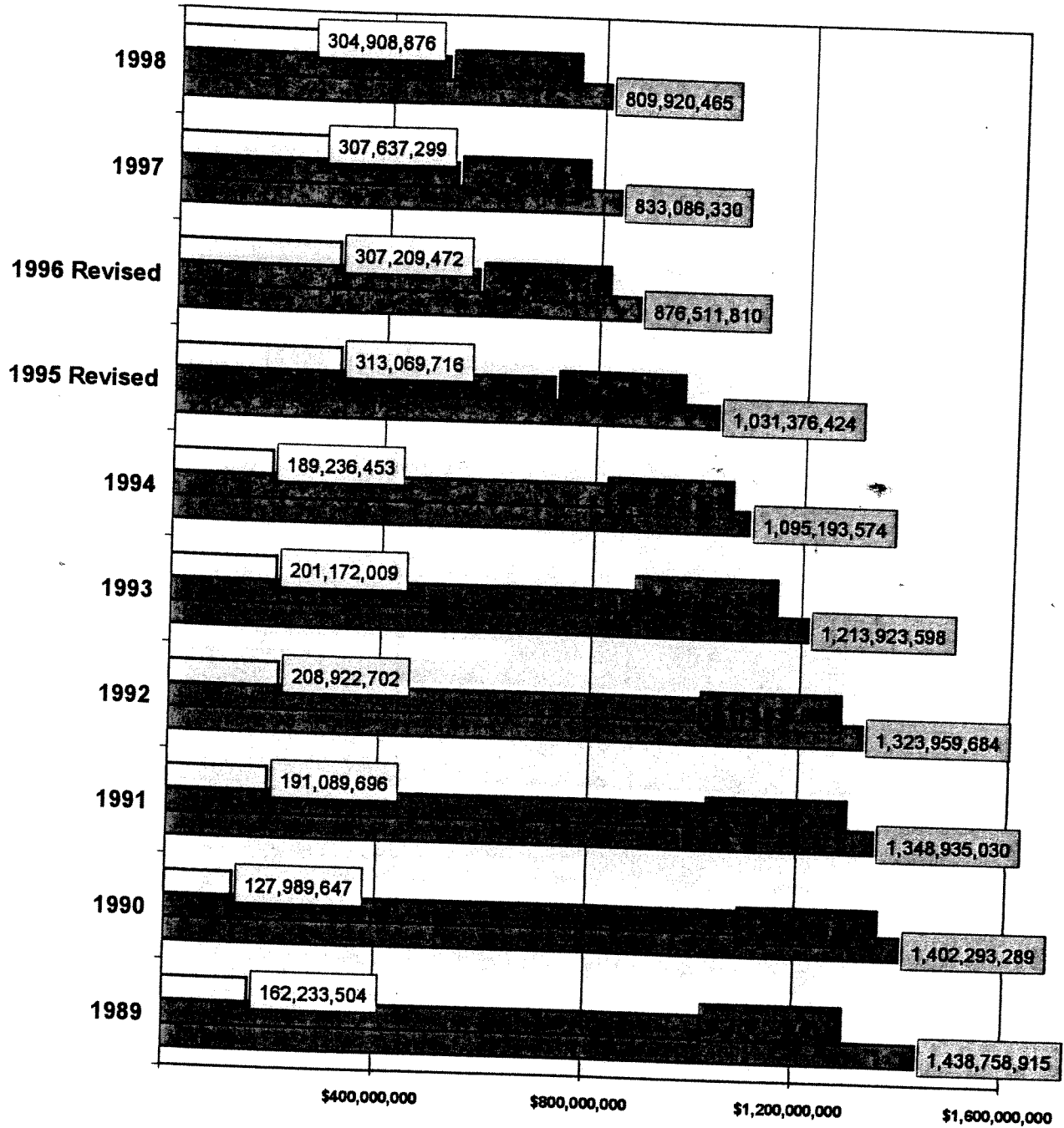
New York State NYRA Tracks: 10 Year Trends (1989-1998)



New York State Harness Tracks 10 Year Trends (1989-1998)

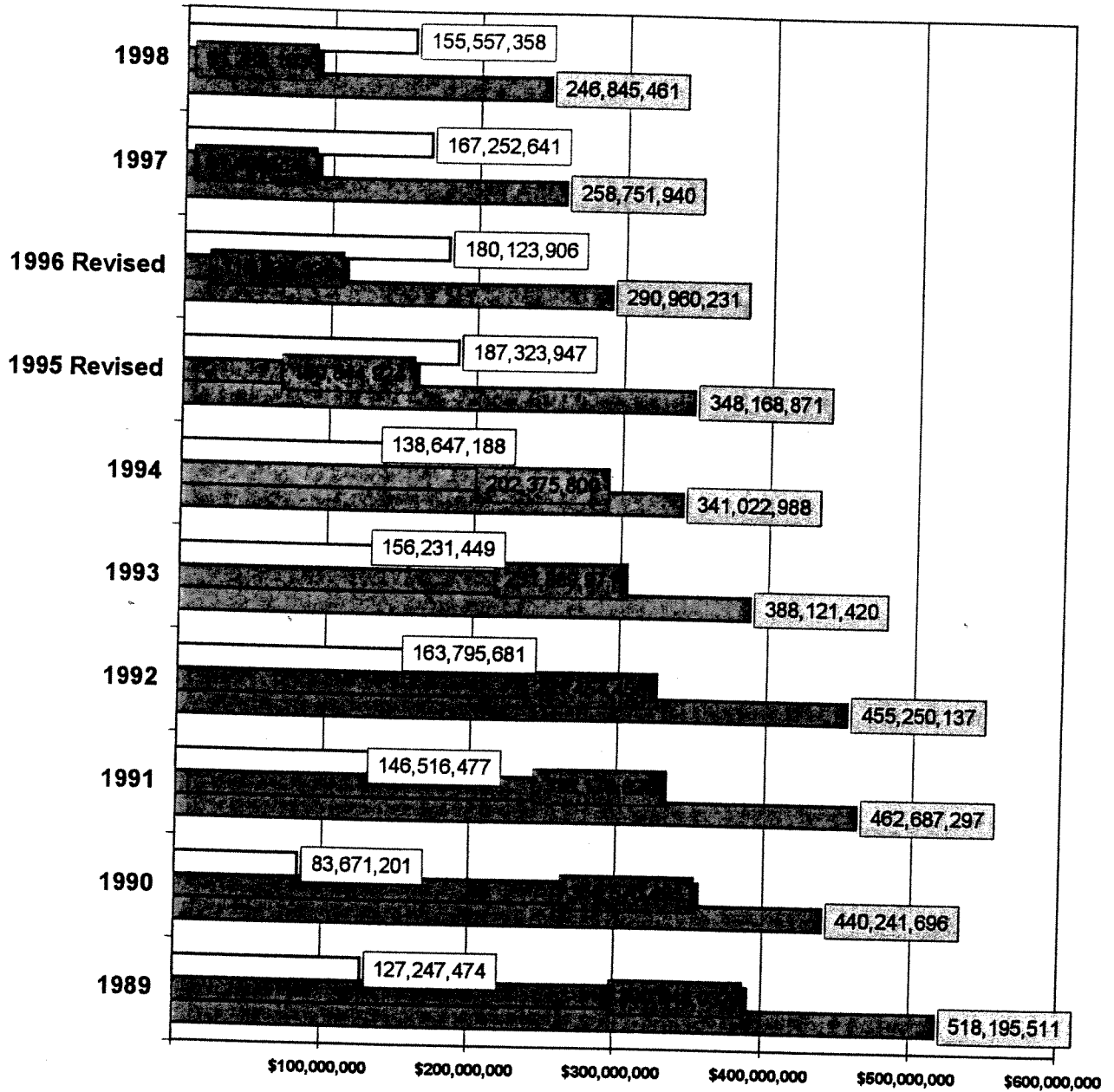


New York State Tracks: Harness & Thoroughbred Total Annual Handles



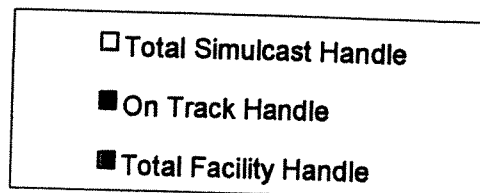
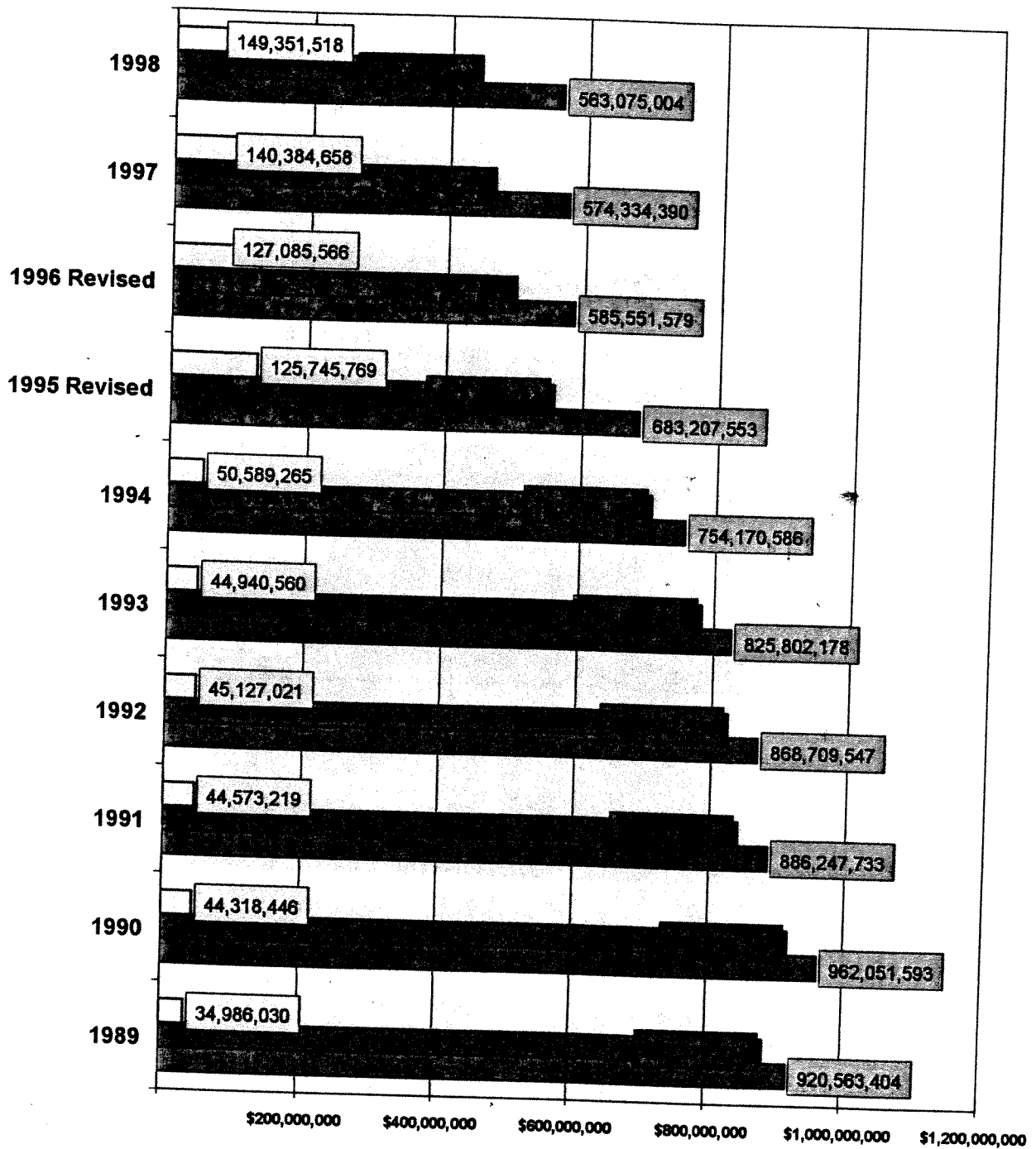
Total Simulcast Handle
 On Track Handle
 Total Facility Handle

New York State Harness Tracks Total Annual Handles




Total Simulcast Handle
 On Track Handle
 Total Facility Handle

New York State Thoroughbred Tracks Total Annual Handles



New York State NYRA Tracks Total Annual Handles





□ Total Simulcast Handle


■ On Track Handle

■ Total Facility Handle

Total OTB Handles in New York State [In-State and Out-of-State Tracks]

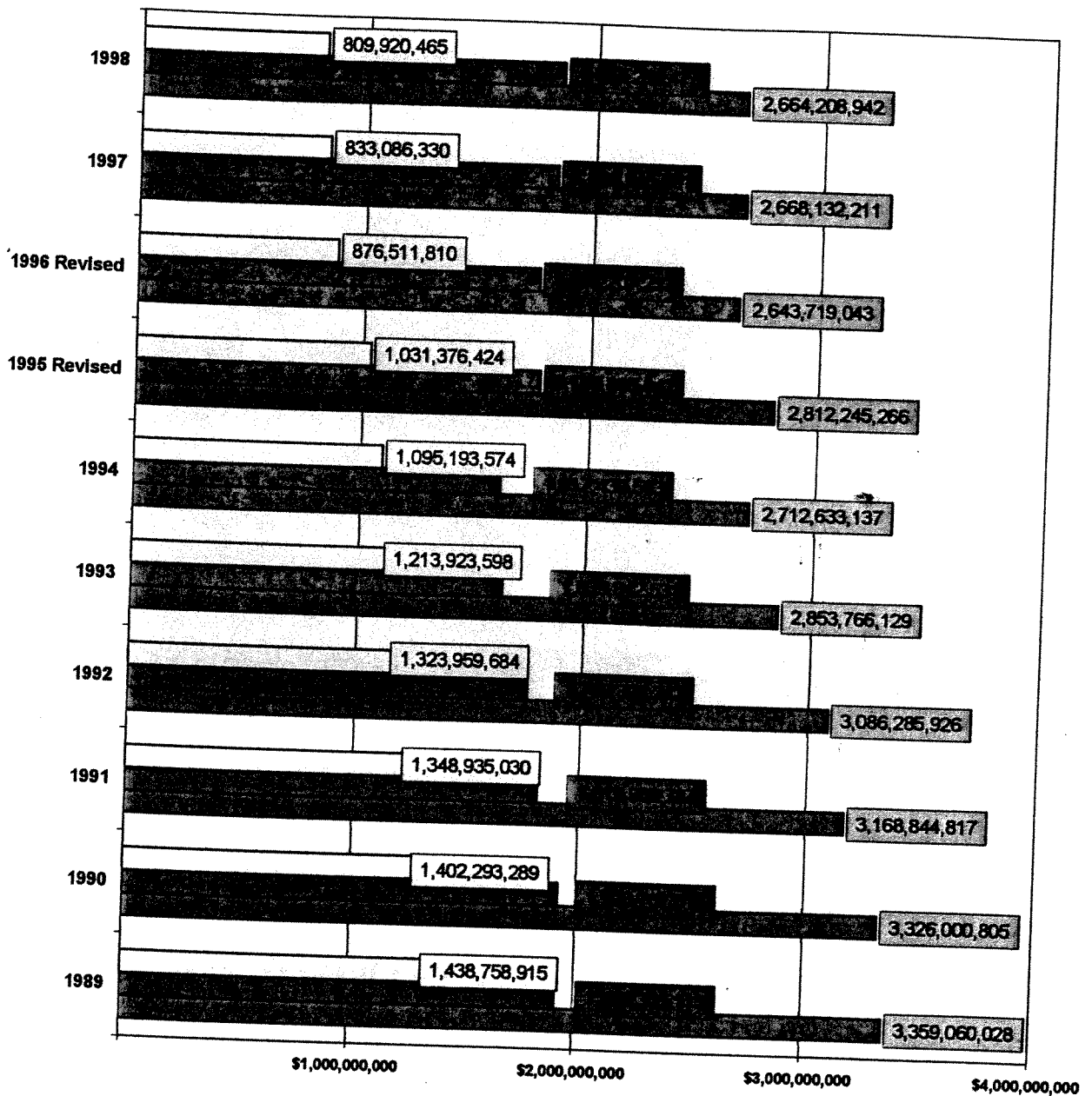


**Total Annual Handles in New York State
(Tracks & OTB's)
[In-State and Out-of-State Racing]**



Total Handle on Out-of-State Racing
 Total Handle on In-State Racing
 Total Handle in NYS

**Total Annual Handles in New York State
(Tracks & OTB's)
[At OTB's and At Tracks]**



Total Handle at NYS Racetracks
 Total Handle at NYS OTB's
 Total Handle in NYS

Thoroughbred Tracks



Photo by Adam Coglianese

Triple Crown Winners in History

1919 Sir Barton

1946 Assault

1930 Gallant Fox

1948 Citation

1935 Omaha

1973 Secretariat

1937 War Admiral

1977 Seattle Slew

1941 Whirlaway

1978 Affirmed

1943 Count Fleet

Aqueduct Racetrack

Aqueduct Racetrack

110-00 Rockaway Boulevard
Ozone Park, NY 11417

AQUEDUCT

Phone: (718) 641-4700

Fax: (718) 843-7786

Website Address: <http://www.nyra.com/aqueduct/>

Aqueduct Racetrack, which opened in 1894 in Queens, was rebuilt in 1959. The racetrack is located on Rockaway Boulevard and may be reached from the Van Wyck or from the Belt Parkway.

Size of Track: One and 1/8 mile

Beginning and Ending Dates:

Capacity: Grandstand seating: 14,750
Clubhouse seating: 2,250

January 1 – May 9
October 27 – December 31

State Racing Official: State Steward: John Joyce

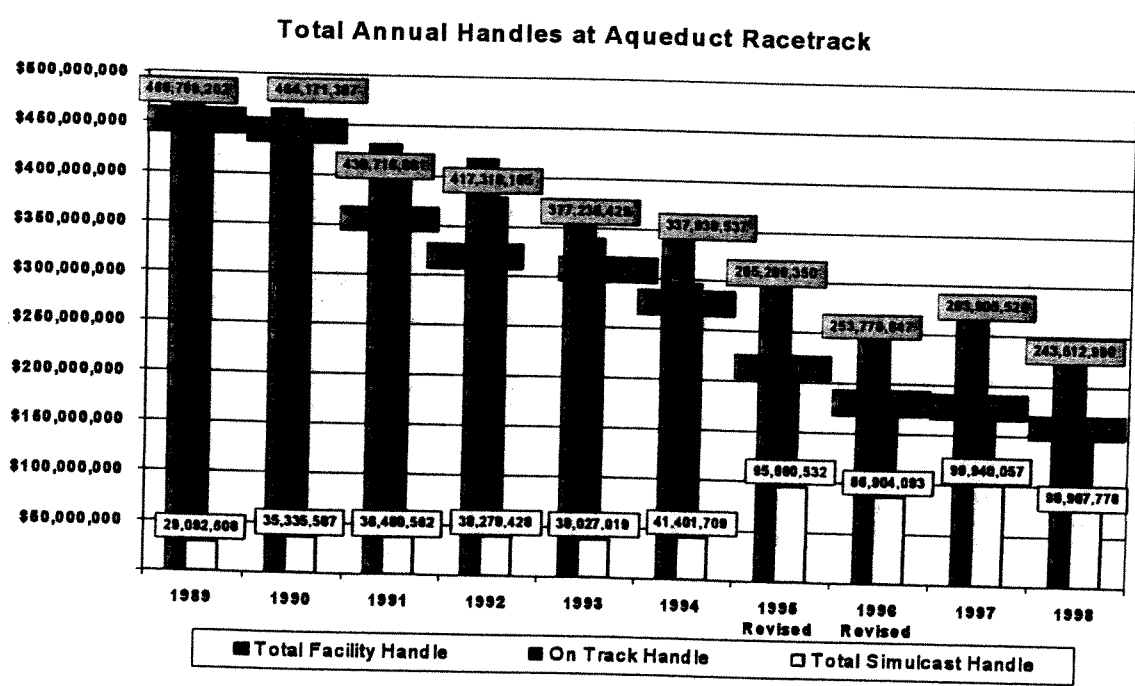
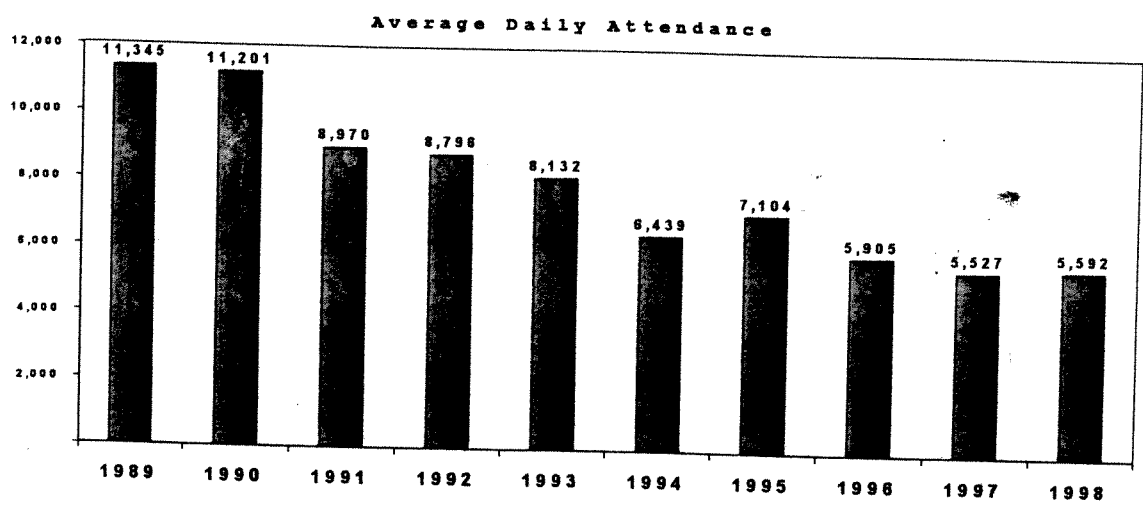
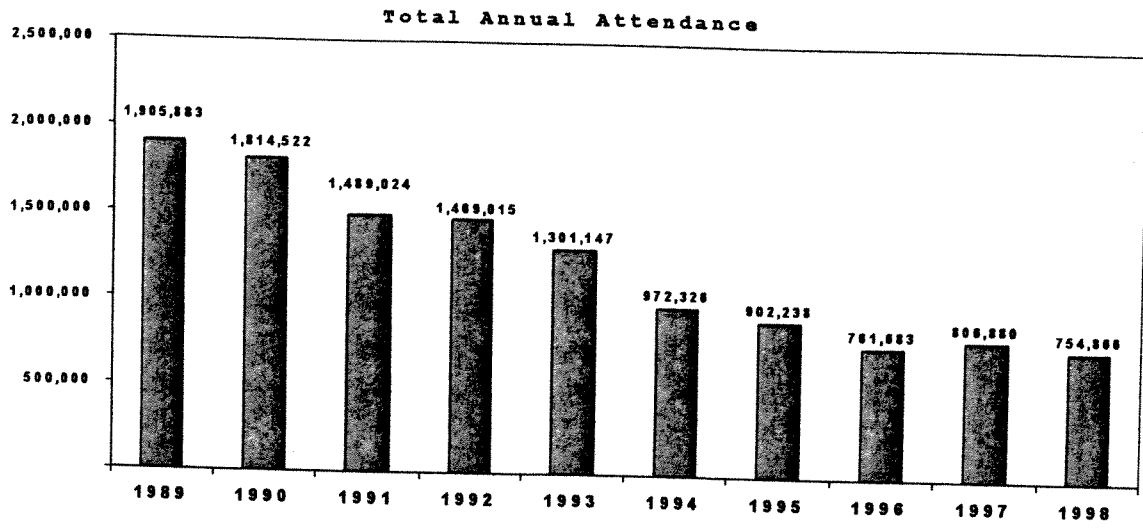
Racing Statistics

	<u>1997</u>		<u>1998</u>
Racing Days	146		135
Attendance	806,880		754,866
On Track Handle			
Simulcasts from NYS Tracks	\$ 163,965,000	\$	144,605,000
Simulcasts from out of state tracks	27,031,000		26,436,000
Total Facility Handle	\$ <u>263,905,000</u>	\$	<u>243,513,000</u>
Returned to Bettors	\$ 211,683,000	\$	195,098,000
Association Fees	\$ 43,023,000	\$	40,106,000
Breeders Funds	\$ 1,324,000	\$	1,219,000
State Pari-Mutuel Tax	\$ 8,063,000	\$	7,228,000
Gross Purses Paid	\$ 40,912,000	\$	39,304,000

Note: All figures have been rounded

TRENDS: Analysis of Handle and Attendance Figures 10 years 1989-1999

Aqueduct Racetrack



Belmont Park

Belmont Park

Hempstead Turnpike
Elmont, New York 11003



Phone: (516) 488-6000
Fax: (516) 488-6652

Website Address: <http://www.nyra.com/belmont/>

Home of the Belmont Stakes, the third jewel of racing's Triple Crown, Belmont Park was named for August Belmont II. One of the older racetracks in the United States, racing commenced at Belmont Park in 1905. Remodeled in 1968, the track can now accommodate up to 90,000 racing fans.

Size of Track: One and ½ mile

Beginning and Ending Dates:

Capacity: Grandstand seating: 27,041
Clubhouse seating: 5,900

May 12 – July 25
September 10 – October 24

State Racing Official: State Steward: John Joyce

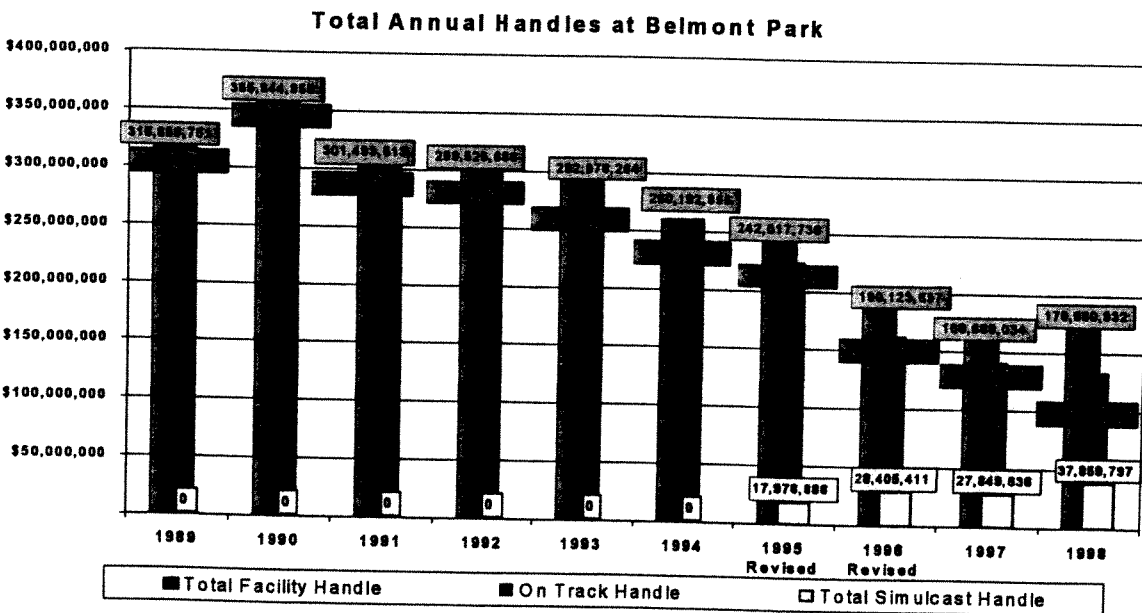
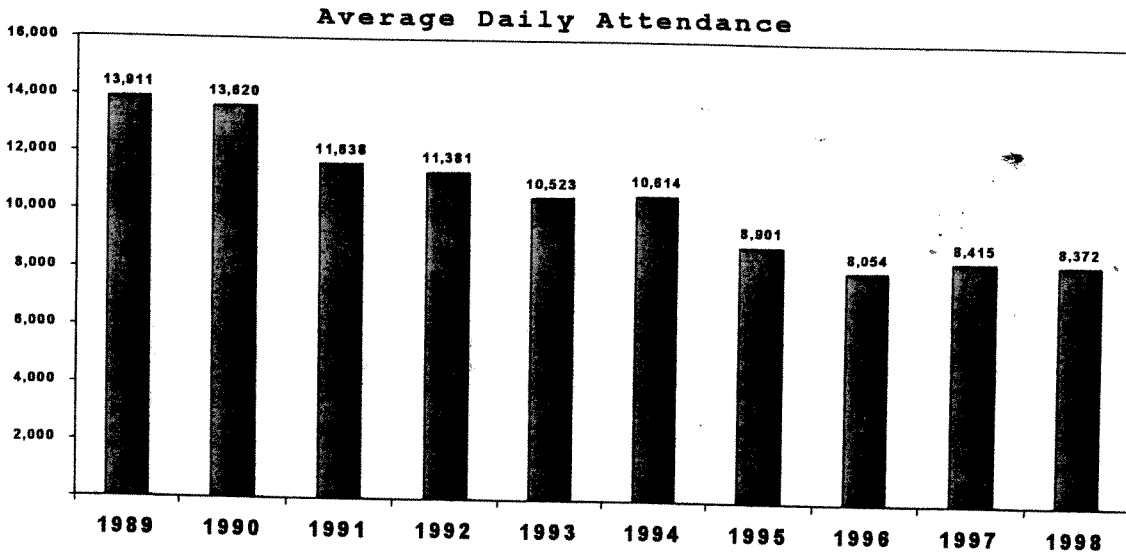
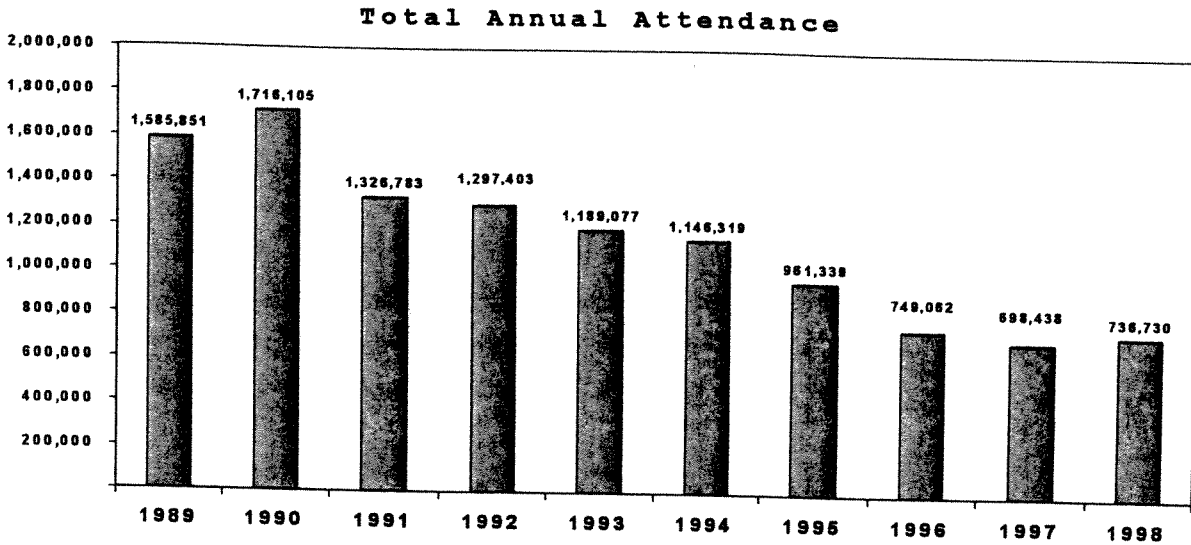
Racing Statistics

	<u>1997</u>	<u>1998</u>
Racing Days	83	88
Attendance	698,438	736,730
On Track Handle		
Simulcasts from NYS Tracks	\$ 140,838,000	\$ 132,801,000
Simulcasts from out of state tracks	- 0 -	-0-
Total Facility Handle	\$ <u>168,688,000</u>	\$ <u>170,661,000</u>
Returned to Bettors	\$ 135,559,000	\$ 137,275,000
Association Fees	\$ 26,766,000	\$ 27,375,000
Breeders Funds	\$ 846,000	\$ 856,000
State Pari-Mutuel Tax	\$ 5,692,000	\$ 5,467,000
Gross Purses Paid	\$ 36,408,000	\$ 38,256,000

Note: All figures have been rounded

TRENDS: Analysis of Handle and Attendance Figures 10 years 1989-1999

Belmont Park



Finger Lakes Racetrack

FINGER LAKES RACETRACK

P.O. Box 25250

Farmington, New York 14425



Phone: (716) 924-3232

Fax: (716) 924-7275

Website address: <http://www.canamhorse.com/fl.html>

Finger Lakes Racetrack is the only thoroughbred track operated by a for-profit corporation in New York State. Currently owned by Delaware-North Incorporated and operated by the Finger Lakes Racing Association, the track opened in 1962. Located in central New York near Rochester, Finger Lakes may be reached by taking Exit 44 of the New York State Thruway to Routes 332 and 96.

Size of Track: One Mile

Beginning and Ending Dates:

Capacity: Grandstand seating: 4,000
Clubhouse seating: 2,000

April 2 – November 30

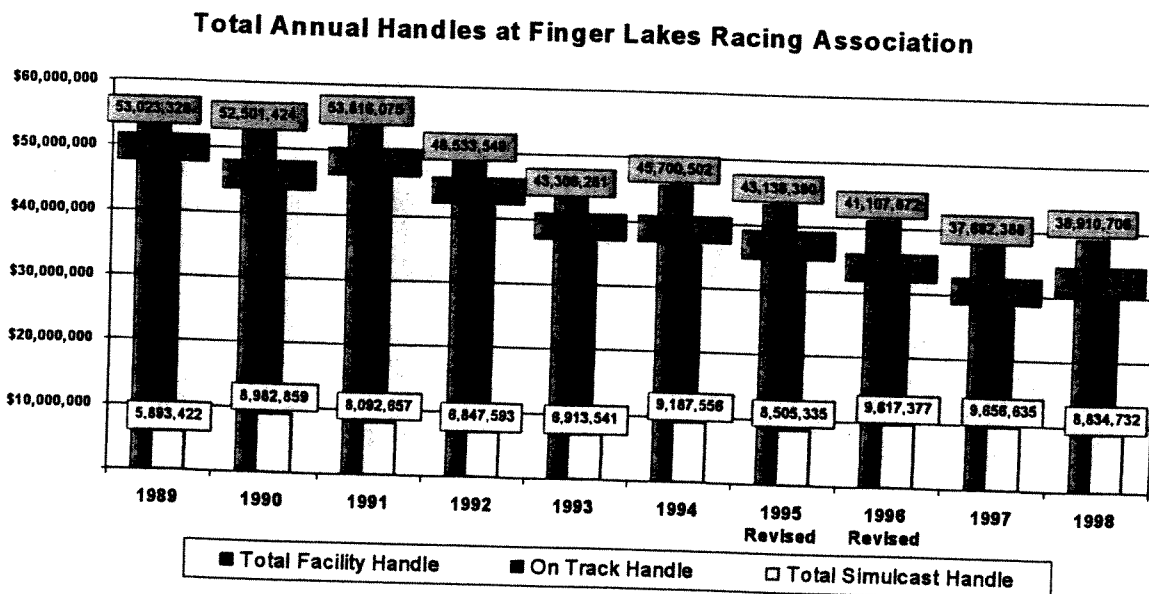
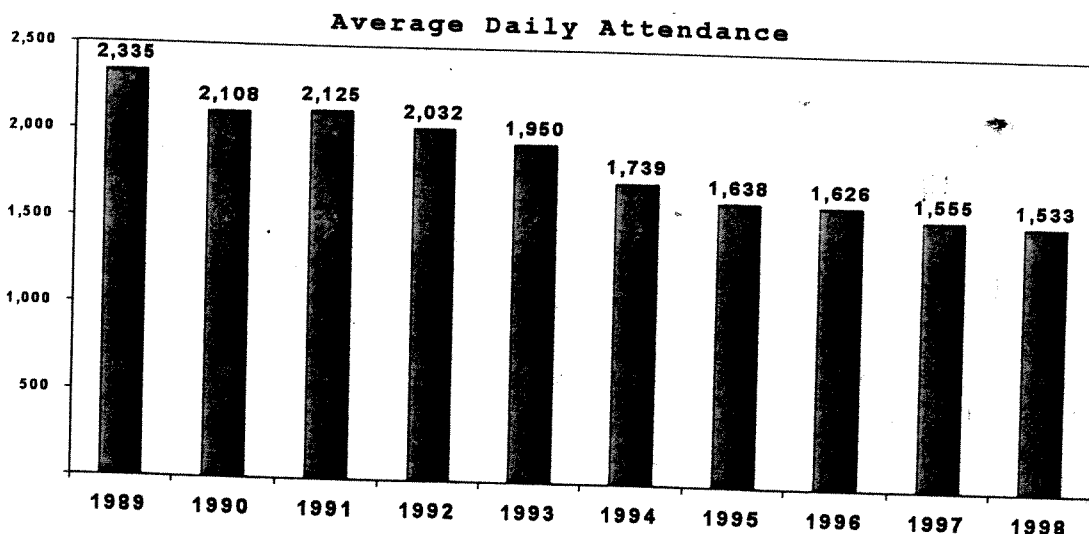
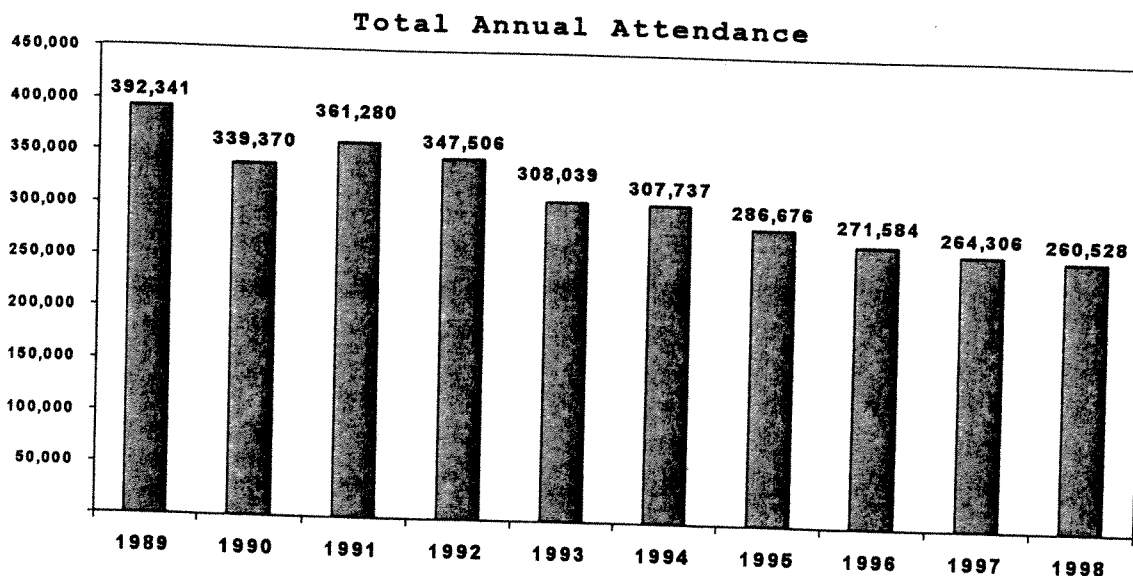
State Racing Official: State Steward: Stuart Rainey

Racing Statistics		1997	1998
Racing Days		170	170
Attendance		264,306	360,528
On Track Handle			
Simulcasts from NYS Tracks	\$	28,036,000	\$ 30,076,000
Simulcasts from out of state tracks		5,367,000	4,521,000
Total Facility Handle	\$	4,289,000 <u>37,692,000</u>	4,314,000 <u>38,911,000</u>
Returned to Bettors	\$	29,742,000	\$ 30,626,000
Association Fees	\$	7,337,000	\$ 7,701,000
Breeders Funds	\$	189,000	\$ 193,000
State Pari-Mutuel Tax	\$	427,000	\$ 392,000
Gross Purses Paid	\$	11,383,000	13,235,000

Note: All figures have been rounded

TRENDS: Analysis of Handle and Attendance Figures 10 years 1989-1999

Finger Lakes Racetrack



Saratoga Racecourse

Saratoga Racecourse
 Union Avenue
 Saratoga Springs, NY 12866

Phone: (518) 584-6200
 Fax: (518) 488-6652



Website Address: <http://www.nyra.com/saratoga/>

Home of the Grade I Travers Stakes, Saratoga is the oldest functioning race track in the country, with horse racing being inaugurated in 1863. Located in the City of Saratoga Springs, the track is on Union Avenue just off Exit 14 of the Northway (Route 87).

Size of Track: One and 1/8 mile

Beginning and Ending Dates:

Capacity: Grandstand seating: 15,700
 Clubhouse seating: 2,250

July 28 – September 6

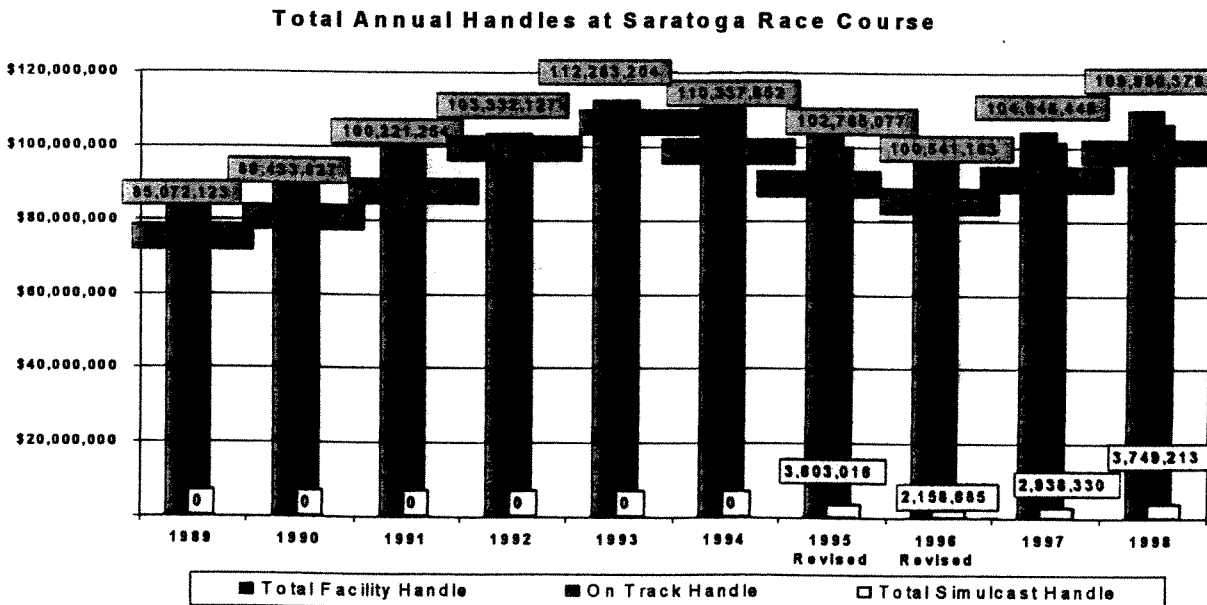
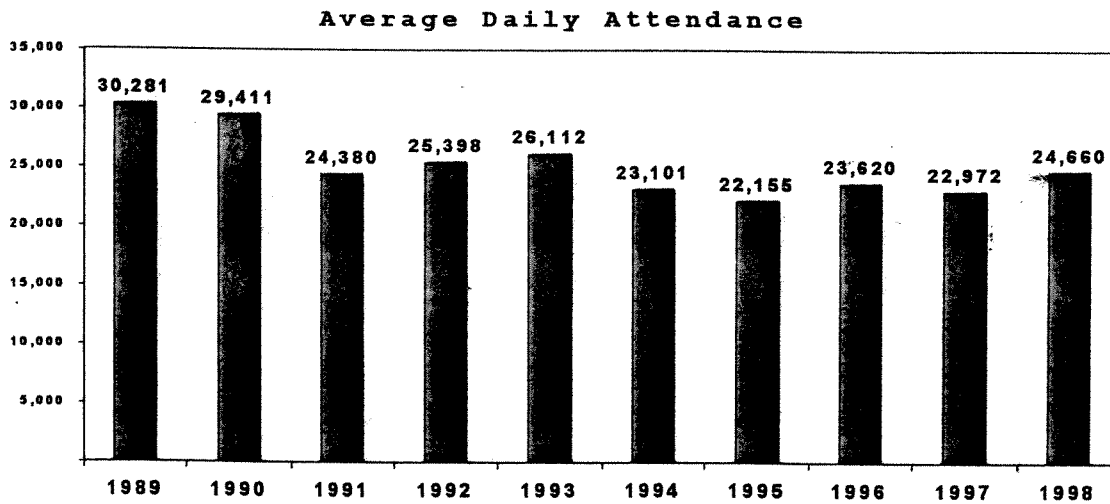
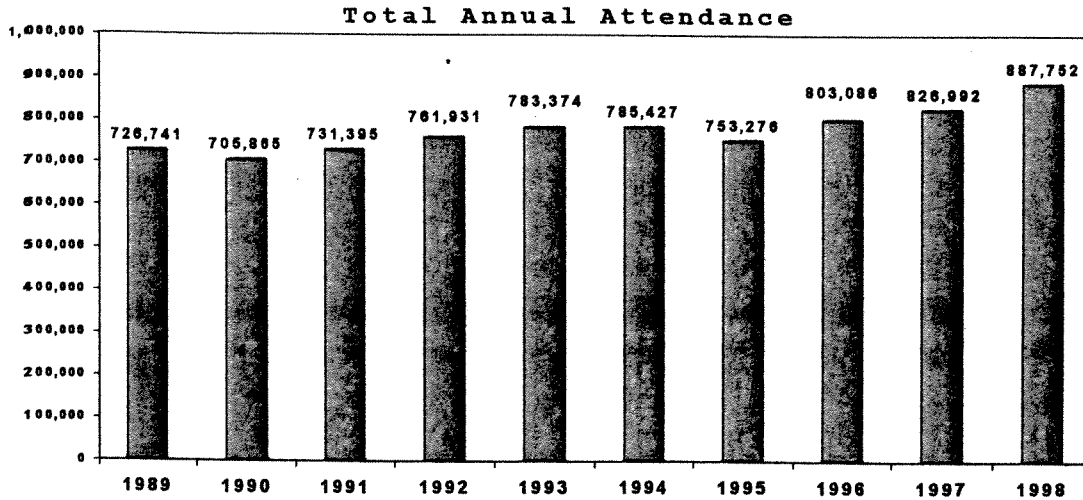
State Racing Official: State Steward: John Joyce

Racing Statistics	1997	1998
Racing Days	36	36
Attendance	826,992	887,752
On Track Handle		
Simulcasts from NYS Tracks	\$ 101,110,000	\$ 106,241,000
Simulcasts from out of state tracks	- 0 -	-0-
Total Facility Handle	\$ 2,938,000	\$ 3,749,000
	\$ <u>104,048,000</u>	\$ <u>109,990,000</u>
Returned to Bettors	\$ 83,700,000	\$ 88,438,000
Association Fees	\$ 16,090,000	\$ 17,005,000
Breeders Funds	\$ 524,000	\$ 552,000
State Pari-Mutuel Tax	\$ 3,758,000	\$ 4,040,000
Gross Purses Paid	\$ 16,615,000	\$ 16,819,000


Note: All figures have been rounded

TRENDS: Analysis of Handle and Attendance Figures 10 years 1989-1999

Saratoga Racecourse



Harness Tracks



TRIPLE CROWN WINNERS IN HISTORY

Pacers

1959 *Adios Butler*
1965 *Bret Hanover*
1966 *Romeo Hanover*
1968 *Rum Customer*
1970 *Most Happy Fella*
1980 *Niatross*
1983 *Ralph Hanover*
1997 *Western Dreamer*

Trotters


1955 *Scott Frost*
1963 *Speedy Scot*
1964 *Ayres*
1968 *Nevele Pride*
1969 *Lindy's Pride*
1972 *Super Bowl*

Batavia Downs

Batavia Downs

8315 Park Road
Batavia, New York 14020

Phone: (716) 343-3750
Fax: (716) 343-7773



Batavia Downs, which was owned and operated by the Genesee-Monroe Racing Association, opened in 1940. The racetrack is located in Batavia, Genesee County on Route 5. Batavia is no longer holding live races and was bought by Western OTB in September of 1998.

Size of Track: Half mile oval

Beginning and Ending Dates:

Capacity: Grandstand seating: 5,000
Clubhouse seating: 700

NONE

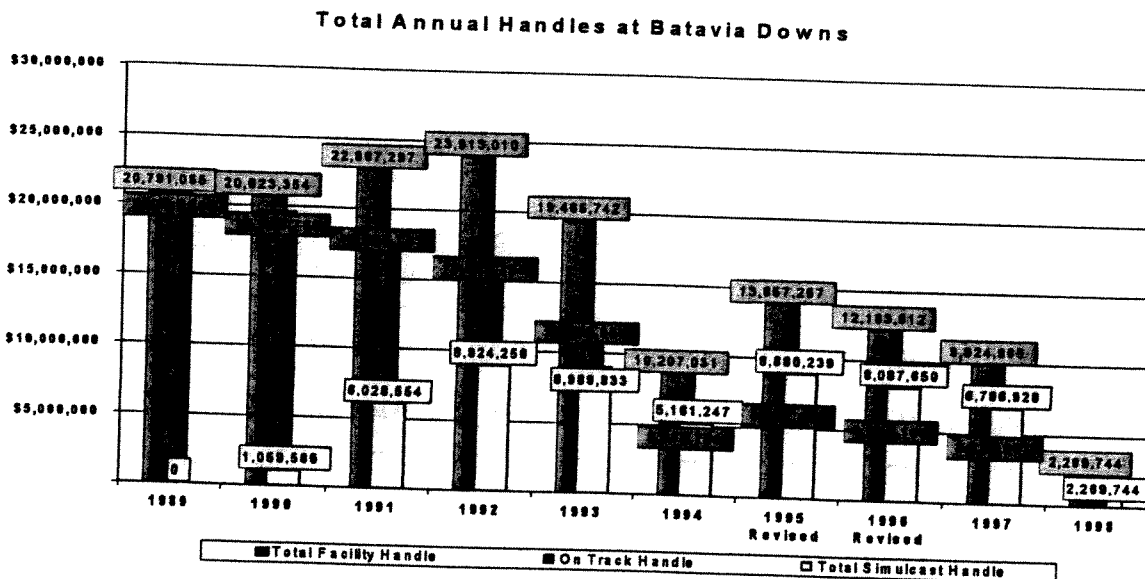
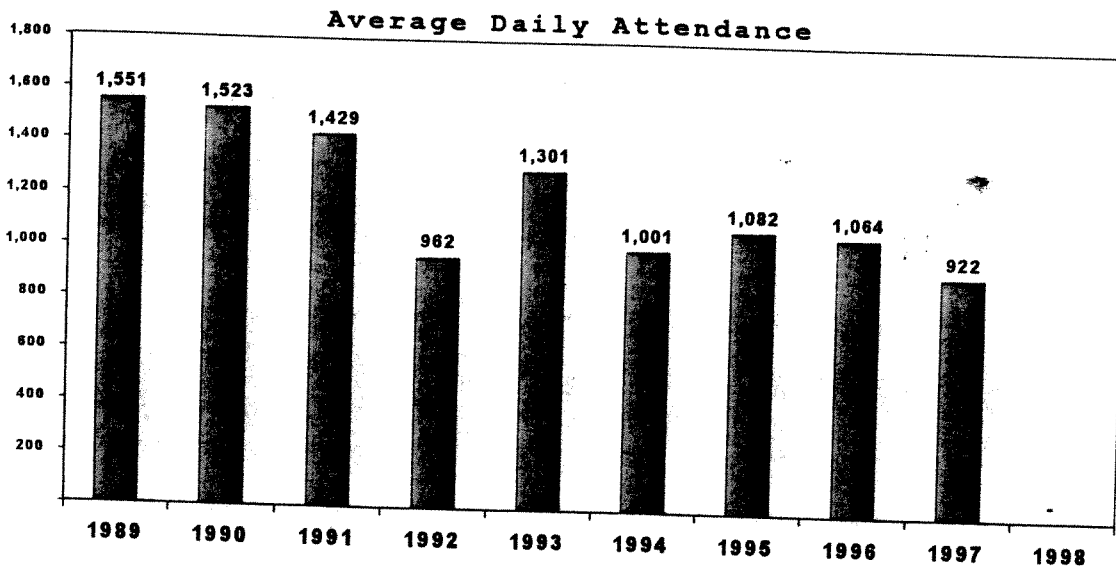
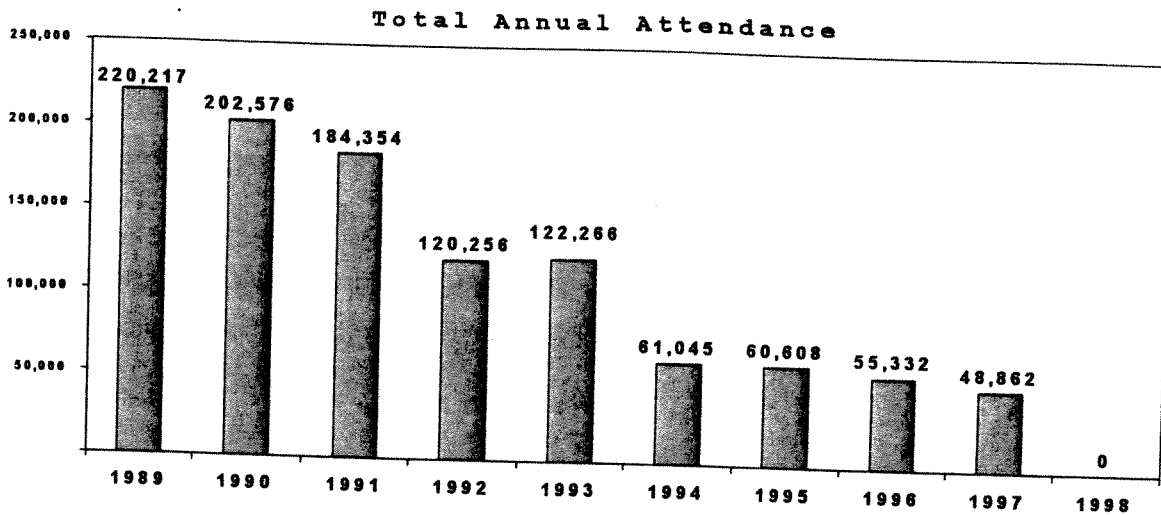
In 1998 Batavia Downs was bought by Western OTB. There was no live racing at the facility, but there was simulcasting until June.

Racing Statistics	1997	1998
Racing Days	53	-0-
Attendance	48,862	-0-
On Track Handle	\$ 3,138,000	\$ -0-
Simulcasts from NYS Tracks	3,854,000	1,286,000
Simulcasts from out of state tracks	2,933,000	981,000
Total Facility Handle	\$ 9,925,000	\$ 2,267,000
Returned to Bettors	\$ 8,220,000	\$ 1,784,000
Association Fees	\$ 1,502,000	\$ 430,000
Breeders Funds	\$ 80,000	\$ 17,000
State Pari-Mutuel Tax	\$ 137,000	\$ 39,000
Gross Purses Paid	\$ 1,308,000	\$ -0-

Note: All figures have been rounded

TRENDS: Analysis of Handle and Attendance Figures 10 years 1989-1999

Batavia Downs



Buffalo Raceway

Buffalo Trotting Association Inc.

P.O. Box 38
Hamburg, New York 14075

Phone: (716) 649-1280
Fax: (716) 649-0033



Website Address: <http://www.buffaloraceway.com>

Buffalo is operated by the Erie County Agricultural Society. Located in the Town of Hamburg on the McKinley Parkway, the Raceway is situated 12 miles south of Buffalo.

Size of Track: One half mile

Beginning and Ending Dates:

Capacity: Grandstand seating: 5,000
Clubhouse seating: 700

January 2 – July 26
October 22 – December 31

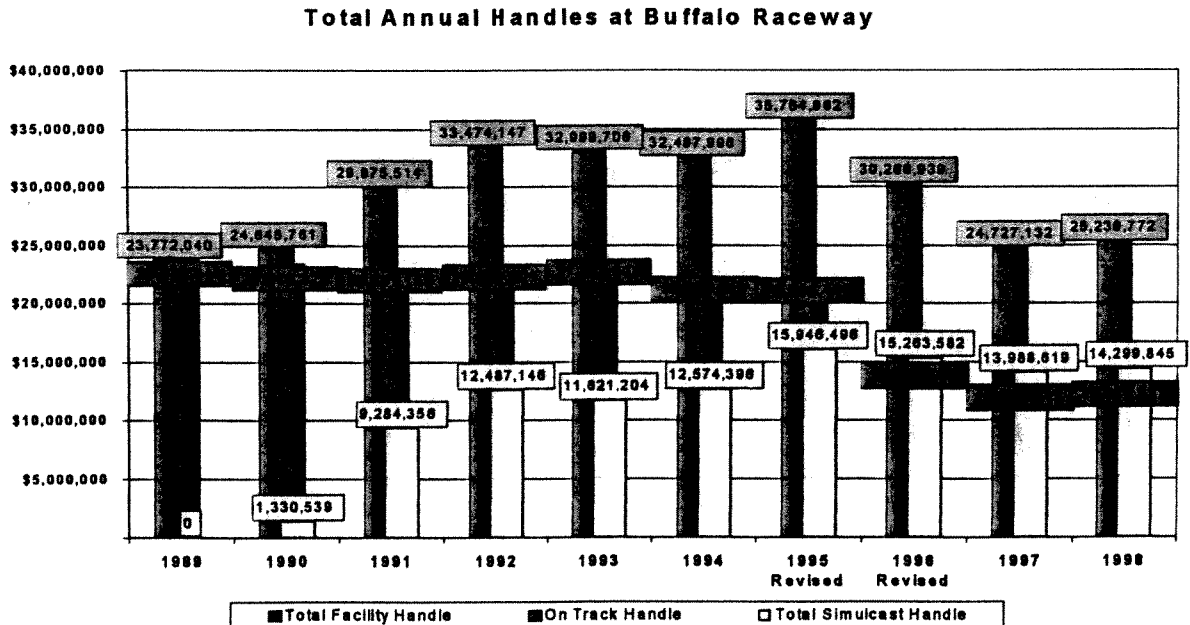
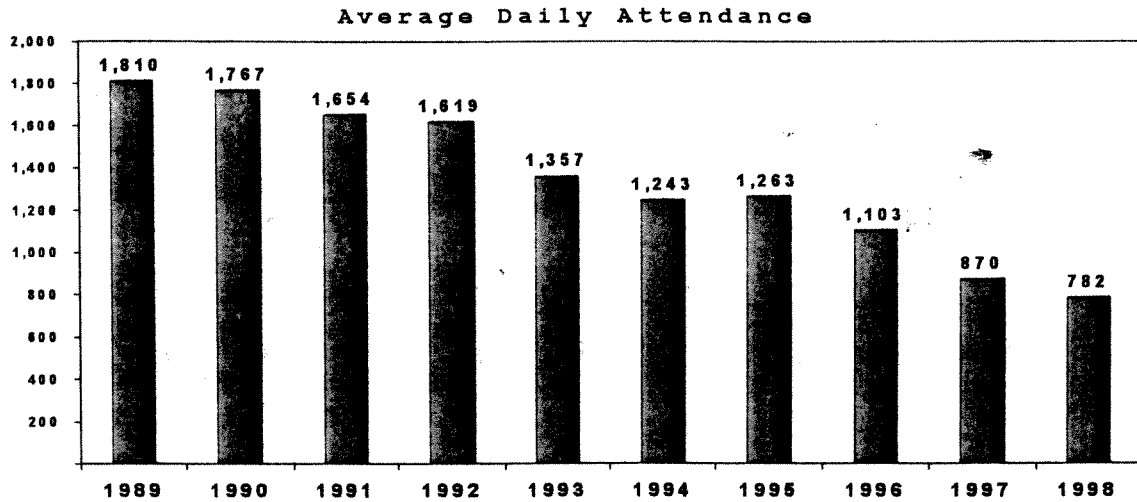
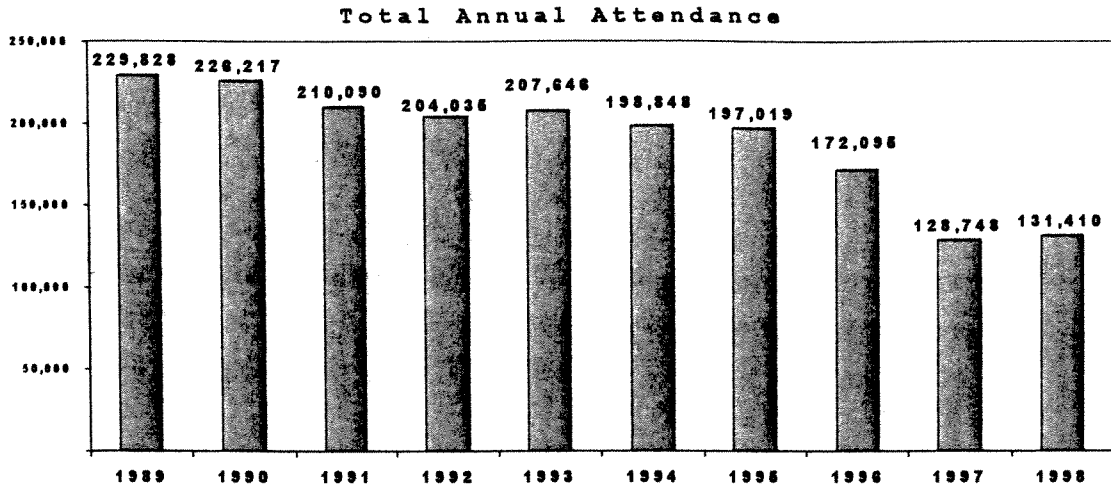
State Racing Official: Presiding Judge: Arthur Gray

	1997		1998
Racing Days	148		168
Attendance	127,748		131,410
On Track Handle			
Simulcasts from NYS Tracks	\$ 10,739,000	\$	10,937,000
Simulcasts from out of state tracks	5,178,000		5,041,000
Total Facility Handle	\$ 24,727,000	\$	25,237,000
Returned to Bettors	\$ 19,374,000	\$	19,786,000
Association Fees	\$ 4,862,000	\$	4,970,000
Breeders Funds	\$ 211,000	\$	216,000
State Pari-Mutuel Tax	\$ 281,000	\$	268,000
Gross Purses Paid	\$ 3,804,000	\$	4,398,000

Note: All figures have been rounded

TRENDS: Analysis of Handle and Attendance Figures 10 years 1989-1999

Buffalo Raceway



Monticello Raceway

Monticello Raceway Management, Inc.

Monticello, New York 12701

Phone: (914) 794-4100

Fax: (914) 794-4110



**The Action
Attraction**

**Monticello
RACEWAY**

Monticello Raceway, located in Sullivan County, first opened for racing in 1958. The Raceway may be reached via Routes 17 and 17-B.

Size of Track: Half mile oval

Beginning and Ending Dates:

Capacity: Grandstand seating: 5,000
Clubhouse seating: 600

January 3 – December 29

State Racing Official:

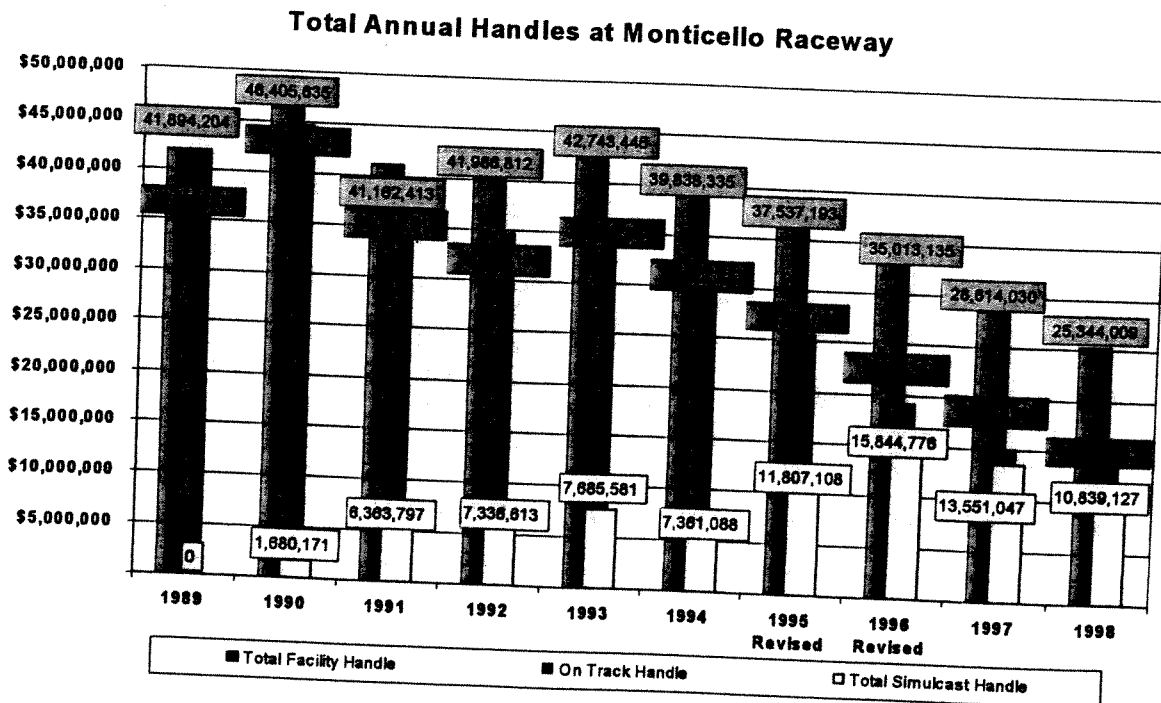
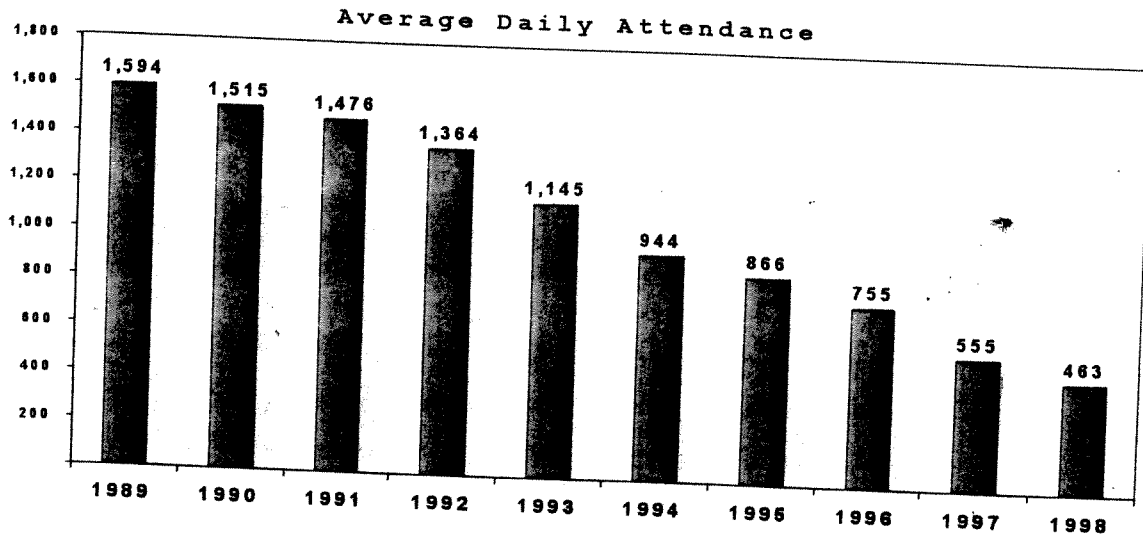
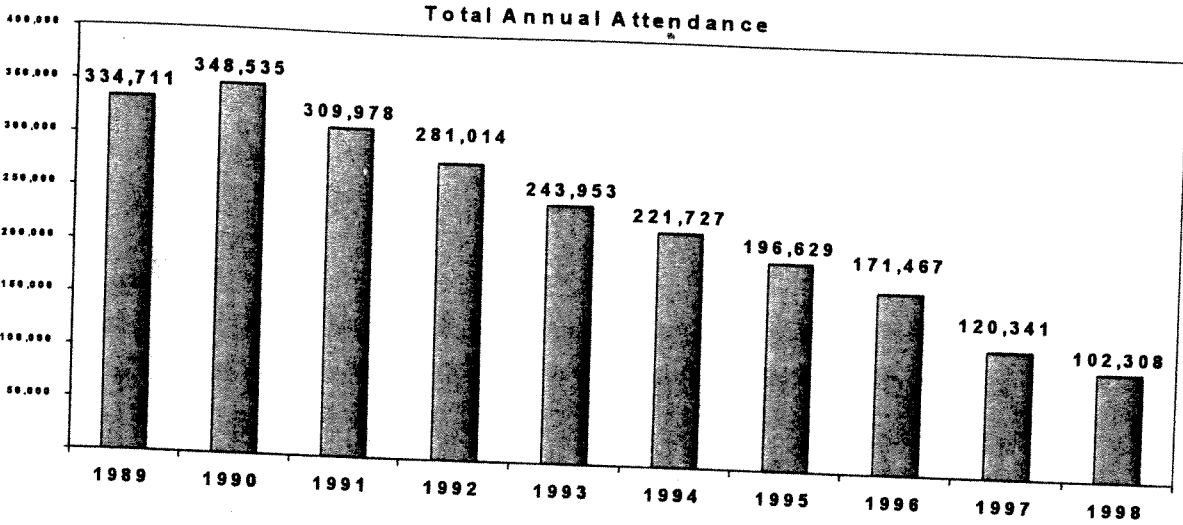
Presiding Judge:

Robert Haughton

Racing Statistics	<u>1997</u>	<u>1998</u>
Racing Days	217	221
Attendance	120,341	102,308
On Track Handle	\$ 15,063,000	\$ 14,505,000
Simulcasts from NYS Tracks	5,783,000	4,811,000
Simulcasts from out of state tracks	7,768,000	6,028,000
Total Facility Handle	\$ <u>28,614,000</u>	\$ <u>25,344,000</u>
Returned to Bettors	\$ 22,496,000	\$ 19,889,000
Association Fees	\$ 5,568,000	\$ 4,982,000
Breeders Funds	\$ 260,000	\$ 229,000
State Pari-Mutuel Tax	\$ 291,000	\$ 249,000
Gross Purses Paid	\$ 5,406,000	\$ 4,973,000

Note: All figures have been rounded

TRENDS: Analysis of Handle and Attendance Figures 10 years 1989-1999



Monticello Raceway

Saratoga Raceway

Saratoga Harness Racing, Inc.

P.O. Box 356

Saratoga Springs, NY 12866

Phone: (518) 584-2110

Fax: (518) 583-0995

SARATOGA



EQUINE
SPORTS
CENTER



Racing Since 1941

Saratoga Equine Sports Center, which opened for harness racing in 1941, is currently owned and operated by the Saratoga Harness Racing, Inc. Located off exit 13N of Interstate 87, the track is in the city of Saratoga Springs, two miles from downtown Saratoga on Nelson Avenue.

Size of Track: Half mile oval

Beginning and Ending Dates:

Capacity: Grandstand seating: 2,000

March 2 – November 27

Clubhouse seating: 1,700

State Racing Official: Presiding Judge: Peter Russo

Racine Statistics

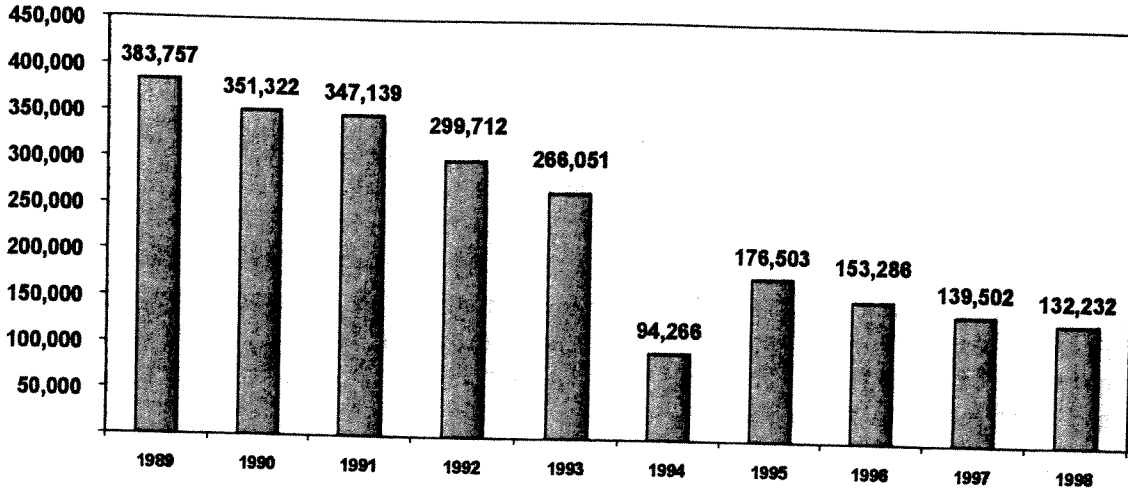
	<u>1997</u>		<u>1998</u>
Racing Days	141		141
Attendance	139,502		132,232
On Track Handle	\$ 8,562,000	\$	7,846,000
Simulcasts from NYS Tracks	11,856,000		9,565,000
Simulcasts from out of state tracks	12,756,000		9,752,000
Total Facility Handle	\$ <u>33,174,000</u>	\$	<u>27,163,000</u>
Returned to Bettors	\$ 26,267,000	\$	21,545,000
Association Fees	\$ 6,214,000	\$	5,069,000
Breeders Funds	\$ 242,000	\$	206,000
State Pari-Mutuel Tax	\$ 459,000	\$	345,000
Gross Purses Paid	\$ 3,284,000	\$	3,506,000

Note: All figures have been rounded

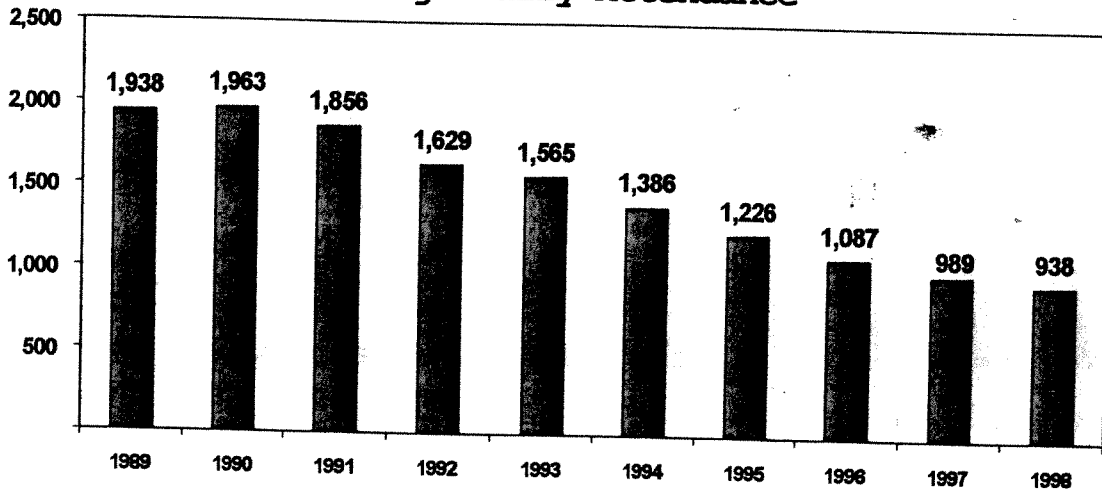
TRENDS: Analysis of Handle and Attendance Figures 10 years 1989-1999

Saratoga Raceway

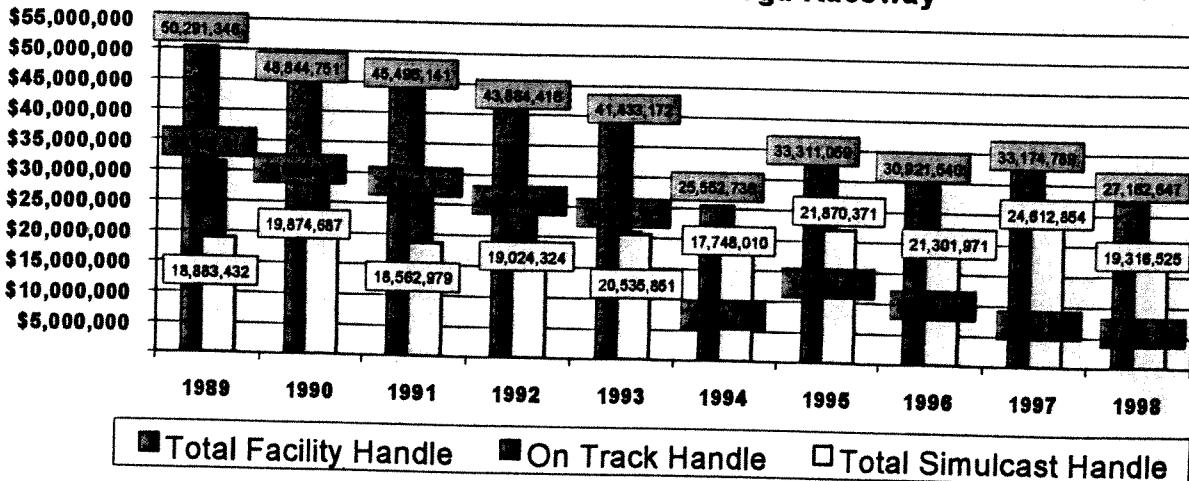
Total Annual Attendance



Average Daily Attendance



Total Annual Handles at Saratoga Raceway



Syracuse Mile

Syracuse Mile

New York State Fairgrounds
Syracuse, New York 13209

Phone: (315) 487-7711



Syracuse Mile

This meet, which is jointly conducted by the Mid-State Raceway, Inc., and Buffalo Trotting Association, Inc., operates two weekends in August for a total of six days. The racetrack is located on the State Fairgrounds in Syracuse, off I-90 exit 36.

Size of Track: One mile

Beginning and Ending Dates:

Capacity: Grandstand seating: 16,000

August 6 – August 15

State Racing Official: Presiding Judge: Edward Haskell

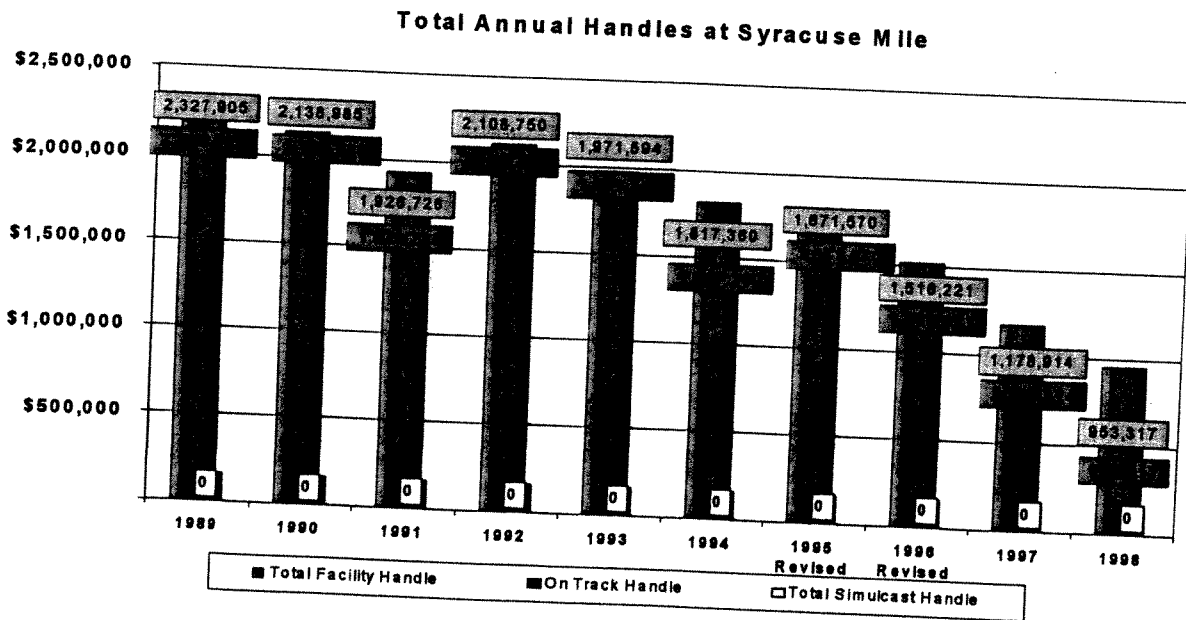
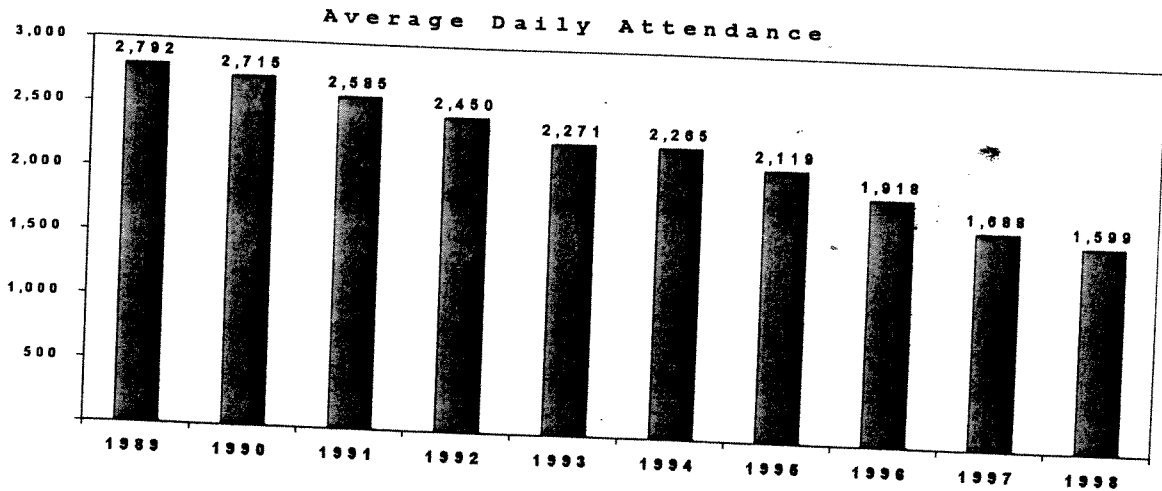
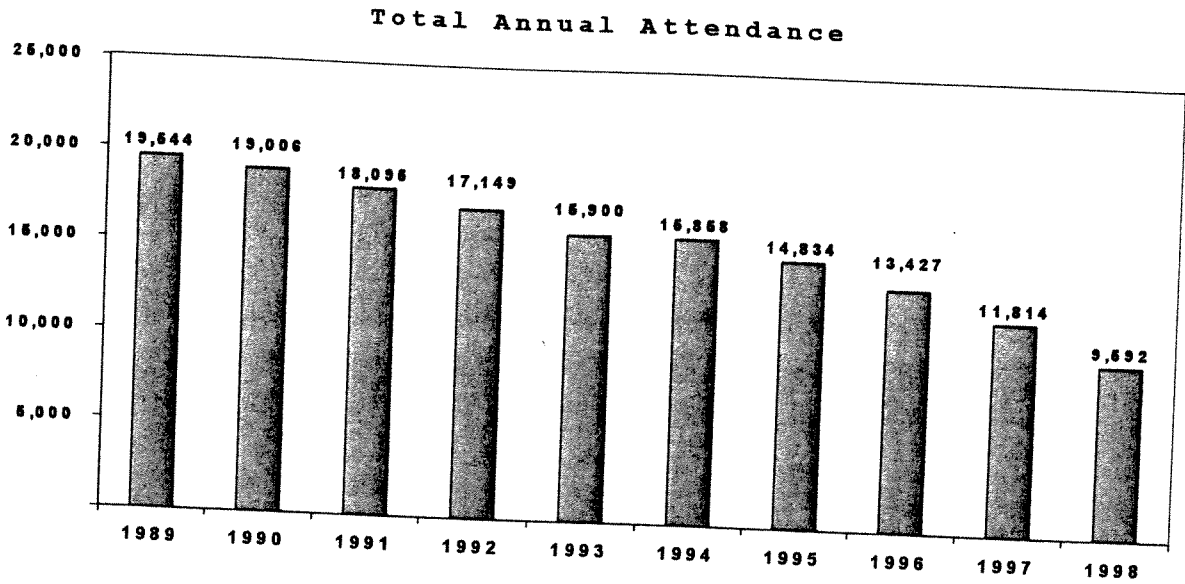
Racing Statistics

	<u>1997</u>	<u>1998</u>
Racing Days	7	6
Attendance	11,814	9,592
On Track Handle	\$ 1,179,000	\$ 953,317
Simulcasts from NYS Tracks	- 0 -	- 0 -
Simulcasts from out of state tracks	- 0 -	- 0 -
Total Facility Handle	\$ <u>1,179,000</u>	\$ <u>953,317</u>
Returned to Bettors	\$ 925,000	\$ 745,000
Association Fees	\$ 235,000	\$ 192,000
Breeders Funds	\$ 12,000	\$ 10,000
State Pari-Mutuel Tax	\$ 8,000	\$ 7,000
Gross Purses Paid	\$ 1,003,000	\$ 945,000

Note: All figures have been rounded

TRENDS: Analysis of Handle and Attendance Figures 10 years 1989-1999

Syracuse Mile



Vernon Downs

Vernon Downs

Mid-State Raceway, Inc.
 P.O. Box 860
 Vernon, New York 13476-0860



Phone: (315) 829-2201
 Fax: (315) 829-4384

Website Address: <http://www.vernondowns.com/>

Vernon Downs is owned and operated by the Mid-State Raceway, Inc. The track, which opened for racing in 1953, is located in Vernon, Oneida County, just off Route 5 and the New York State Thruway at exit 33.

Size of Track: ¾ mile oval with
 ¼ mile starting chute

Beginning and Ending Dates:

March 26 – October 16

Capacity: Grandstand seating: 1,700
 Clubhouse seating: 1,400

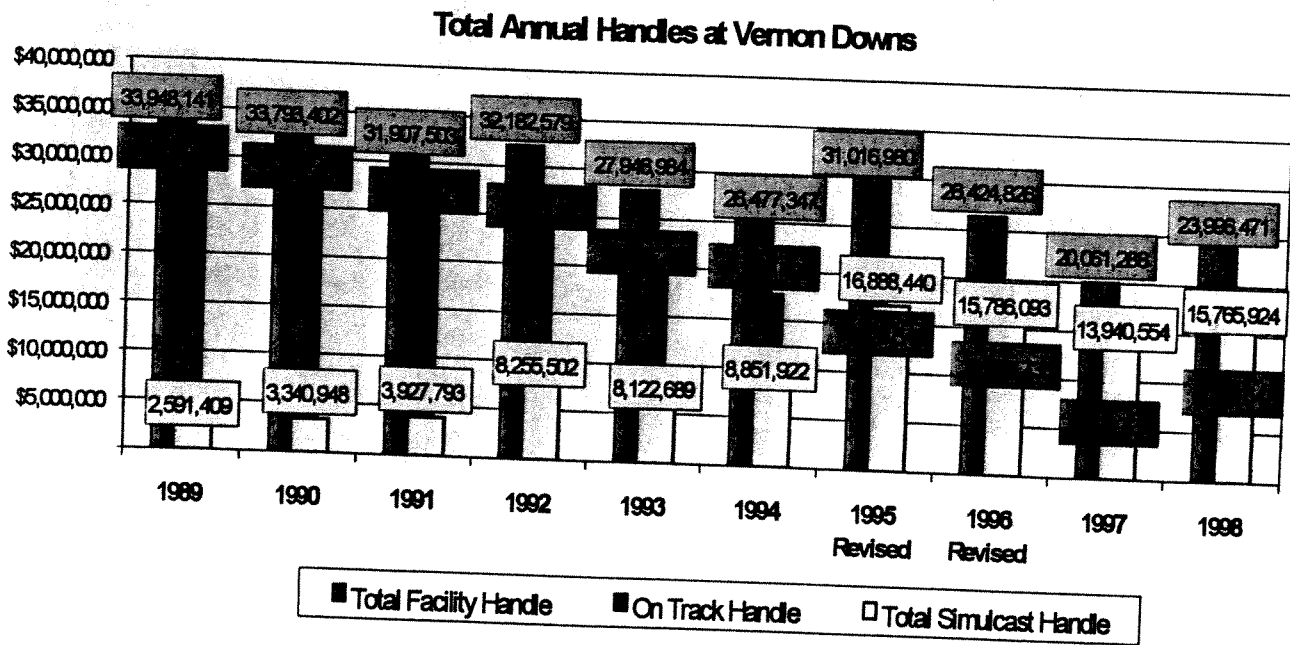
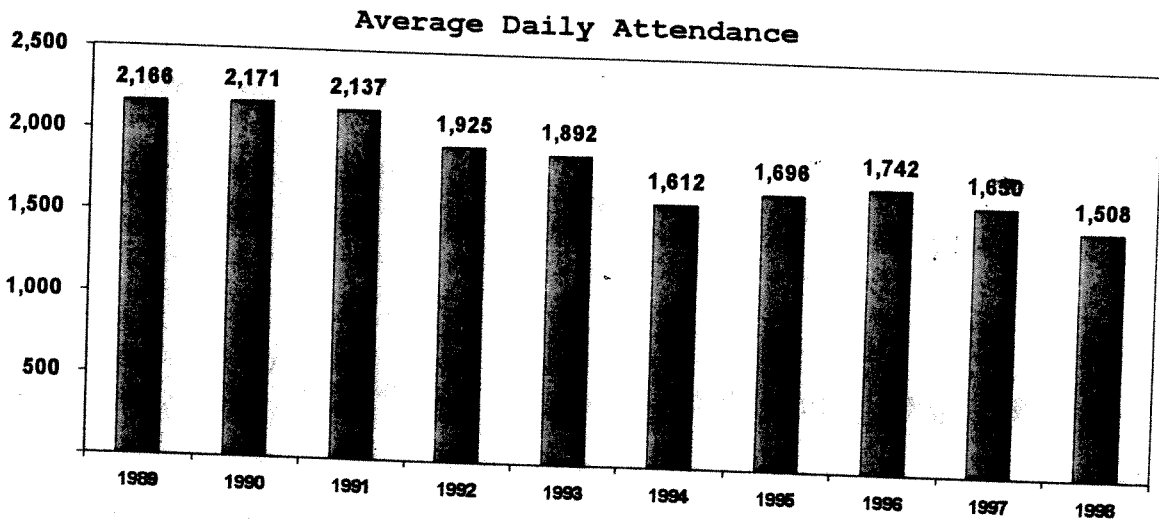
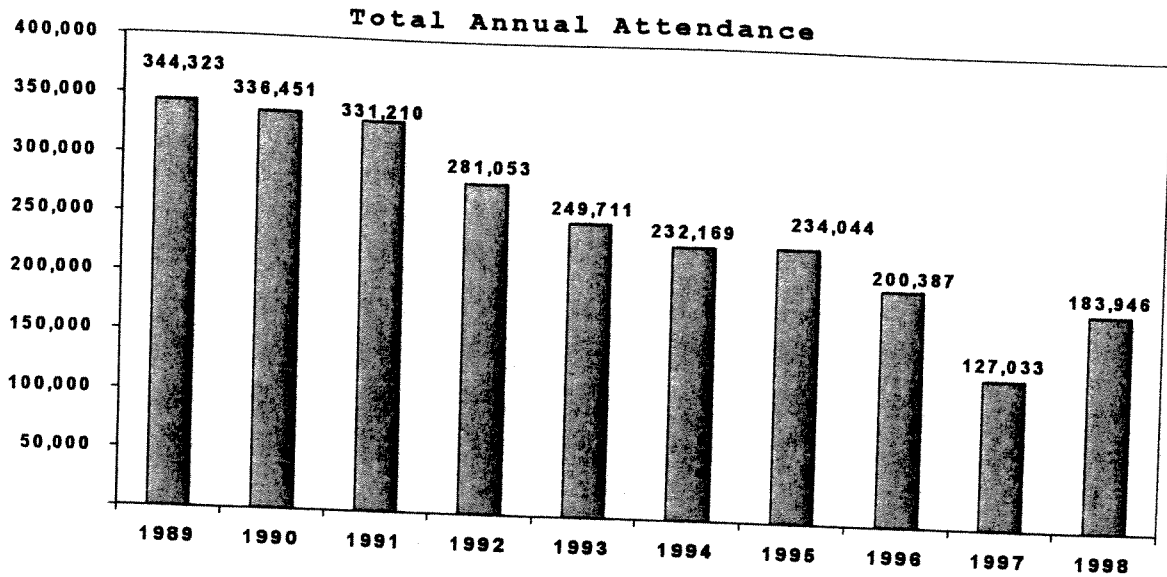
State Racing Official: Presiding Judge: Anthony Stellone

Racing Statistics	1997	1998
Racing Days	77	122
Attendance	127,033	183,946
On Track Handle	\$ 6,121,000	\$ 8,231,000
Simulcasts from NYS Tracks	5,622,000	6,824,000
Simulcasts from out of state tracks	8,318,000	8,942,000
Total Facility Handle	\$ 20,061,000	\$ 23,997,000
Returned to Bettors	\$ 15,901,000	\$ 18,849,000
Association Fees	\$ 3,737,000	\$ 4,653,000
Breeders Funds	\$ 179,000	\$ 221,000
State Pari-Mutuel Tax	\$ 252,000	\$ 292,000
Gross Purses Paid	\$ 1,894,000	\$ 2,422,000

Note: All figures have been rounded

TRENDS: Analysis of Handle and Attendance Figures 10 years 1989-1999

Vernon Downs



Yonkers Raceway

Yonkers Raceway

Yonkers Racing Corporation
Yonkers, New York 10704

Phone: (914) 968-4200

Fax: (914) 968-4479



Yonkers Raceway, owned by the Rooney family of Pittsburgh, Pennsylvania, opened in 1950. With the closing of Roosevelt Raceway in 1988, Yonkers increased its racing dates so that the track runs throughout the year. The Raceway is located on Central Avenue in Yonkers.

Size of Track: One-half mile oval

Beginning and Ending Dates:

Capacity:

January 2 – December 30

Clubhouse seating: 6,200

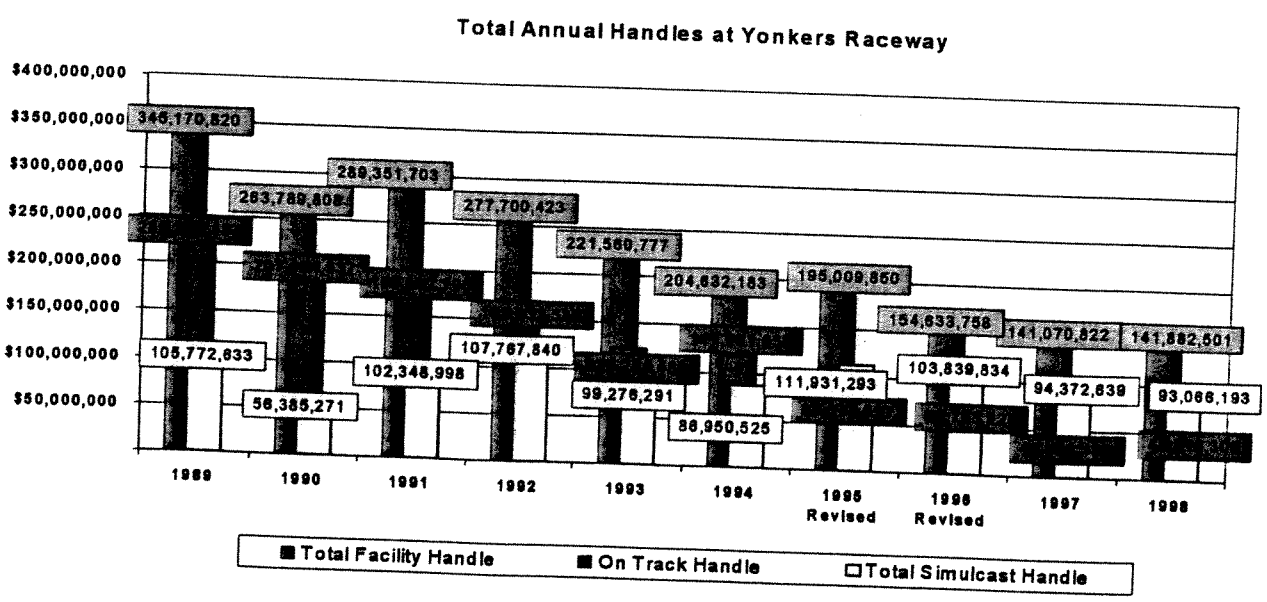
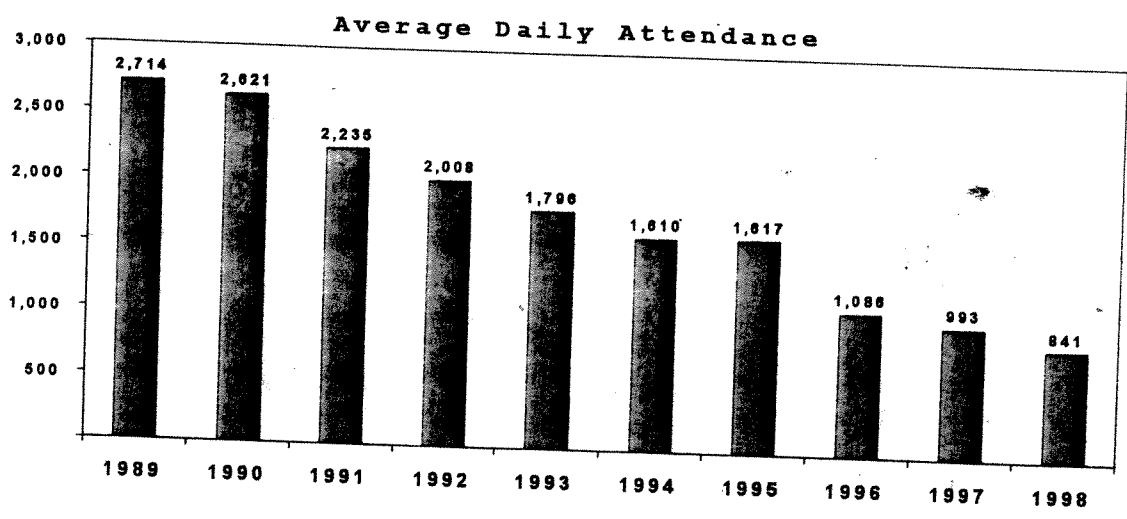
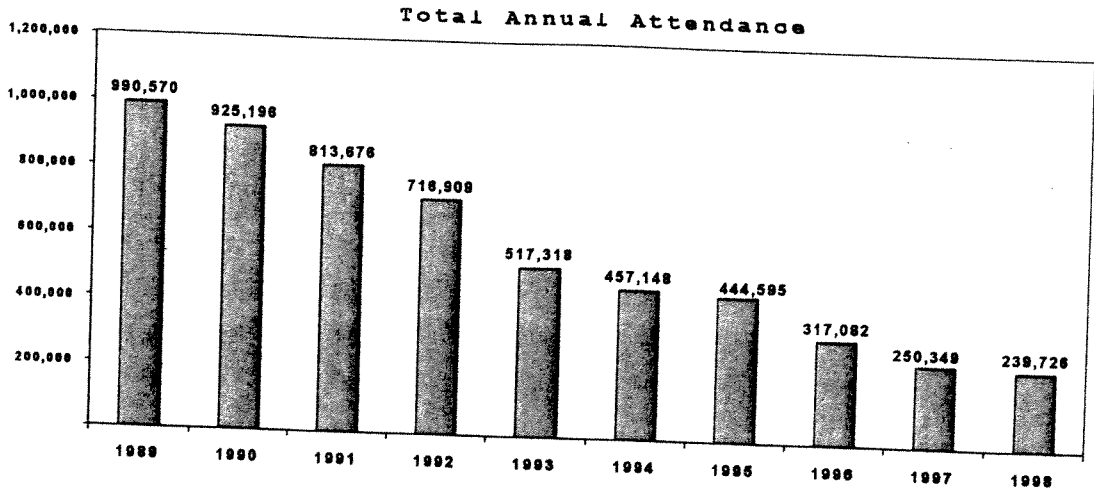
State Racing Official: Presiding Judge: Frank Pellegrino

Racing Statistics	<u>1997</u>	<u>1998</u>
Racing Days	252	285
Attendance	250,349	239,726
On Track Handle	\$ 46,698,000	\$ 48,816,000
Simulcasts from NYS Tracks	52,956,000	47,144,000
Simulcasts from out of state tracks		
Total Facility Handle	\$ <u>141,070,000</u>	\$ <u>141,882,000</u>
Returned to Bettors	\$ 111,548,000	\$ 111,974,000
Association Fees	\$ 26,616,000	\$ 26,993,000
Breeders Funds	\$ 925,000	\$ 1,079,000
State Pari-Mutuel Tax	\$ 1,998,000	\$ 1,862,000
Gross Purses Paid	\$ 19,204,000	\$ 20,494,000

Note: All figures have been rounded

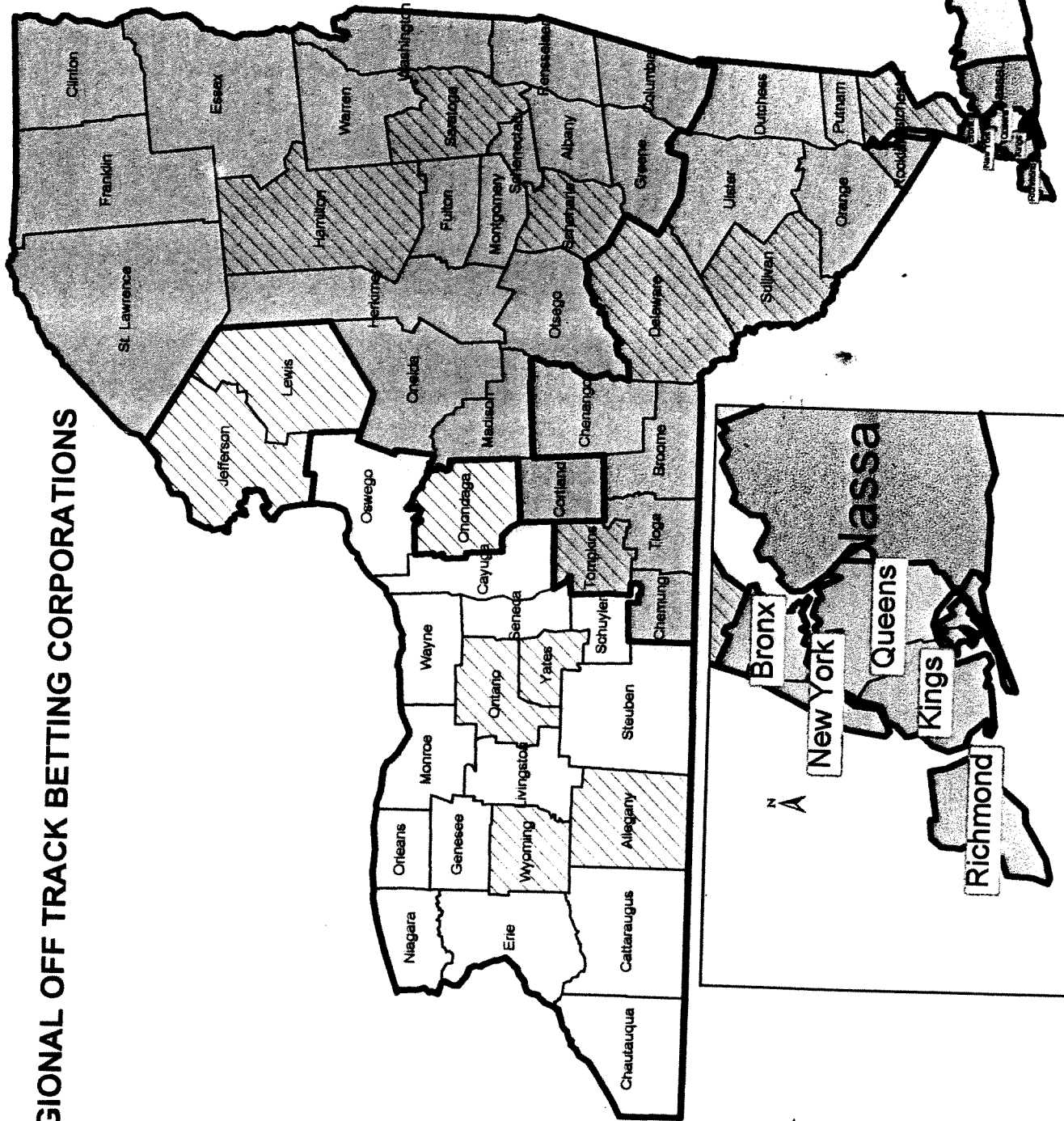
TRENDS: Analysis of Handle and Attendance Figures 10 years 1989-1999

Yonkers Raceway



Off Track Betting

REGIONAL OFF TRACK BETTING CORPORATIONS



OTB Regions

- Western Region
- Catskill Region
- Capital Region
- Unaffiliated
- New York City
- Nassau County
- Suffolk County
- Regions
- Not Member of OTB Region



Capital Regional OTB

CAPITAL REGIONAL OFF-TRACK BETTING CORPORATION

Thomas Cholakis, President


510 Smith Street

Schenectady, New York 12305

Phone: (518) 370-5151

Fax: (518) 370-5460

Website address: <http://www.capitalotb.com>



Capital District Regional Off-Track Betting Corporation (Capital) is comprised of twenty-one counties and the City of Schenectady. Seventeen of these counties participate in off-track betting. Capital, which currently operates 53 branches, is located in the northeastern portion of New York State. The major cities located within the region are Albany, Schenectady, Troy and Utica. There is one thoroughbred track, Saratoga Race Course, and two harness tracks, Saratoga Raceway and Vernon Downs, located within the region covered by Capital District OTB. In 1998 the NYS Racing and Wagering Board approved Capital OTB's request to initiate an automated off-track facility in Columbia County located within Meadowgreens. This is a new concept off-track betting facility approved as an experimental site in July of 1998 by the Board.


SIMULCAST THEATER

Capital opened its Teleplex Racing Center in 1985. The Teleplex Racing Center is a single building containing two OTB facilities. One facility is an enhanced telebranch, the other a simulcast theater. The enhanced telebranch offers food and alcoholic beverages and has no dress code. The telebranch does not charge an admission fee and winning wagers are subject to the OTB surcharge. Admission to the Simulcast Theater is \$2.00 before 6pm and \$1.00 after 6pm with no surcharge on winning wagers. Carrels (work-desks with individual TV's) are available in the simulcast theater for a daily rental of \$2.00.

	<u>1997</u>	<u>1998</u>
NYSThoroughbred Handle	\$ 111,769,000	\$105,644,000
NYS Harness Handle	22,929,000	22,579,000
Out-of-State Tracks	78,005,000	84,080,000
Special Events	<u>3,705,000</u>	<u>3,511,000</u>
TOTAL HANDLE	<u>\$ 216,408,000</u>	<u>\$215,814,000</u>

Note: All dollar figures have been rounded

Total Capital Regional OTB Handles in New York State [In-State and Out-of-State Tracks]



Total Out-of-State Tracks Handle
 Total In-State Tracks Handle
 Total Off-Track Betting Handle

Capital Regional OTB

Catskill Regional OTB

CATSKILL REGIONAL OFF-TRACK BETTING CORPORATION

Donald Groth, President


Park Place

Pomona, New York 10970

Phone: (914) 362-0400

Fax: (914) 362-0419

Website address: <http://www.interbets.com>



Catskill Regional Off-Track Betting Corporation (Catskill) is comprised of thirteen counties, nine of which participate as members of this corporation. The Corporation has 29 branches, which are located in the eastern and southern regions of the state. Some of the larger cities served by Catskill are Binghamton, Elmira, Kingston, Middletown, Newburgh and Suffern. In the Catskill region there are two operating tracks, both of which are harness tracks, Monticello and Yonkers Raceways.

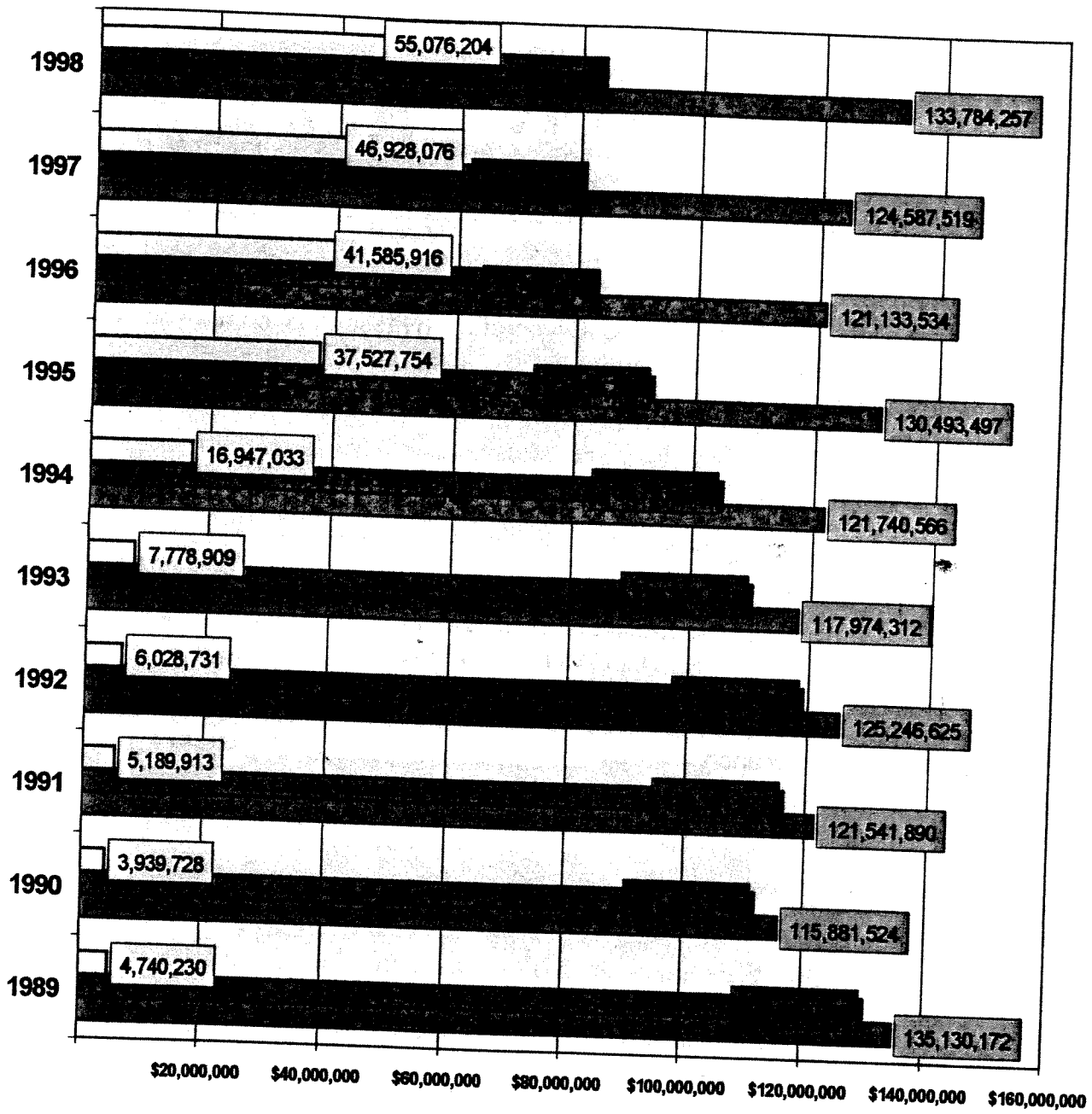
SIMULCAST THEATER

The Park Place Teletheatre is located in Suffern, New York. This simulcast theater opened in 1996. There is a \$5.00 admission charge. There is no surcharge on winning wagers.

	<u>1997</u>	<u>1998</u>
NYS Thoroughbred Handle	\$ 56,645,000	\$55,559,000
NYS Harness Handle	21,014,000	23,149,000
Out-of-State Tracks	44,065,000	52,750,000
Special Events	<u>2,863,000</u>	<u>2,326,000</u>
TOTAL HANDLE	<u>\$ 124,587,000</u>	<u>\$133,784,000</u>

Note: All figures have been rounded

Total Catskill Regional OTB Handles in New York State [In-State and Out-of-State Tracks]



Catskill Regional OTB

Total Out-of-State Tracks Handle
 Total In-State Tracks Handle
 Total Off-Track Betting Handle

Nassau Regional OTB

NASSAU REGIONAL OFF-TRACK BETTING CORPORATION

Gregory Peterson, President

220 Fulton Avenue

Hempstead, New York 11550

Phone: (516) 572-2800

Fax: (516) 572-2840



Nassau Regional Off-Track Betting Corporation (Nassau) is comprised of one county, Nassau. Nassau operates sixteen branches. Pursuant to Article V-a of the NYS Racing, Pari-Mutuel Wagering and Breeding Law, the regional tracks for Nassau Off-Track Betting Corporation are the NYRA thoroughbred tracks and Yonkers and Monticello's harness tracks. Nassau makes greater use of self-service automated machines than does any other State OTB corporation. Approximately 45% of Nassau's wagering occurs on this equipment.

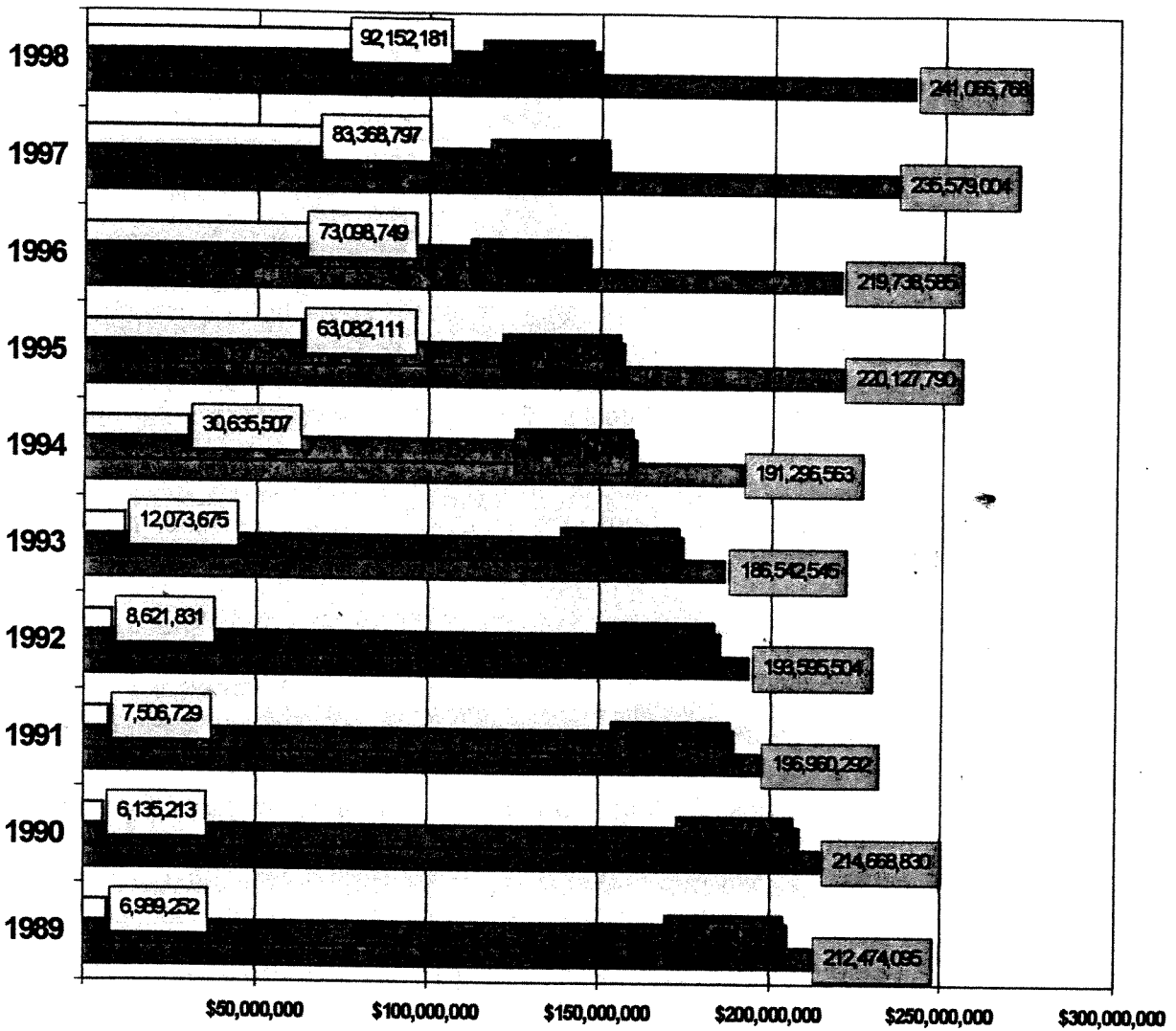
SIMULCAST THEATER

Nassau Downs OTB does not have a simulcast theater, nor does it offer food or the lottery in any branch.


	<u>1997</u>	<u>1998</u>
NYS Thoroughbred Handle	\$ 121,586,000	\$117,431,000
NYS Harness Handle	30,624,000	31,484,000
Out-of-State Tracks	77,730,000	89,285,000
Special Events	<u>5,639,000</u>	<u>2,867,000</u>
TOTAL HANDLE	<u>\$ 235,579,000</u>	<u>\$241,067,000</u>

Note: All figures have been rounded

Total Nassau Regional OTB Handles in New York State [In-State and Out-of-State Tracks]



Nassau Regional OTB



NEW YORK CITY OFF-TRACK BETTING CORPORATION

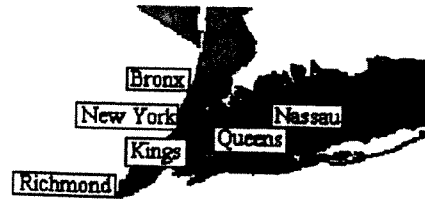
William Carnevale, President

1501 Broadway

New York, New York 10036

Phone: (212) 221-5200

Fax: (212) 221-8020



Website address: <http://www.nycotb.com>

New York City Off-Track Betting Corporation, located entirely within the City of New York, is comprised of five counties: New York, Kings, Richmond, Bronx, and Queens where the Corporation operates seventy-four branches. Three of New York City's branches are located within restaurants, Mary McGuire's (38-04 Broadway, Queens, NY), Isabelle's (3752 Nostrand Avenue, Brooklyn, NY) and O'Neill's (64-21 53rd Drive, Maspeth, New York). Pursuant to Article V-a of the NYS Racing, Pari-Mutuel Wagering and Breeding Law the regional tracks for New York City Off-Track Betting Corporation are the NYRA thoroughbred tracks, and harness tracks Yonkers and Monticello.


SIMULCAST THEATERS

New York City Off-Track Betting Corporation operates three simulcast theaters, The Winners Circle, The Inside Track and The Select Club, each of which have a \$5.00 admission charge. All three facilities have full service menus and alcoholic beverages. Track prices are paid on simulcast races, as wagers placed at the simulcast theater are not subject to the surcharge.

	<u>1997</u>	<u>1998</u>
NYS Thoroughbred Handle	\$ 473,497,000	\$419,491,000
NYS Harness Handle	101,927,000	109,304,000
Out-of-State Tracks	338,460,000	381,036,000
Special Events	<u>14,037,000</u>	<u>10,833,000</u>
TOTAL HANDLE	<u>\$ 927,920,000</u>	<u>\$920,664,000</u>

Note: All figures have been rounded

Total NYC Regional OTB Handles in New York State [In-State and Out-of-State Tracks]



New York City OTB

Total Out-of-State Tracks Handle
 Total In-State Tracks Handle
 Total Off-Track Betting Handle

SUFFOLK REGIONAL OFF-TRACK BETTING CORPORATION

Howard C. DeMartini, President
5 Davids Drive
Hauppauge, New York 11787



Phone: (516) 853-1000
 Fax: (516) 853-1080

Website address: <http://www.bigwinsatotb.com>

Suffolk Regional Off-Track Betting Corporation, which is located entirely in Suffolk County, operates fifteen branches. At its Airport Branch near Bohemia, Suffolk has individual 9" monitors available on work-desks called "carrels". This setup enables customers to individually select the video from the various racetracks available. Rental fees for each of the 39 carrels is one dollar (Three dollars if you also utilize a "Tiny Tim" wagering machine). Pursuant to Article V-a of the NYS Racing, Pari-Mutuel Wagering and Breeding Law, the regional tracks for Suffolk Off-Track Betting are Monticello, Yonkers and the NYRA thoroughbred tracks.

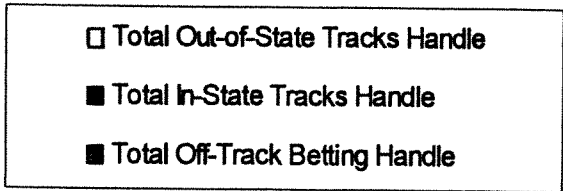
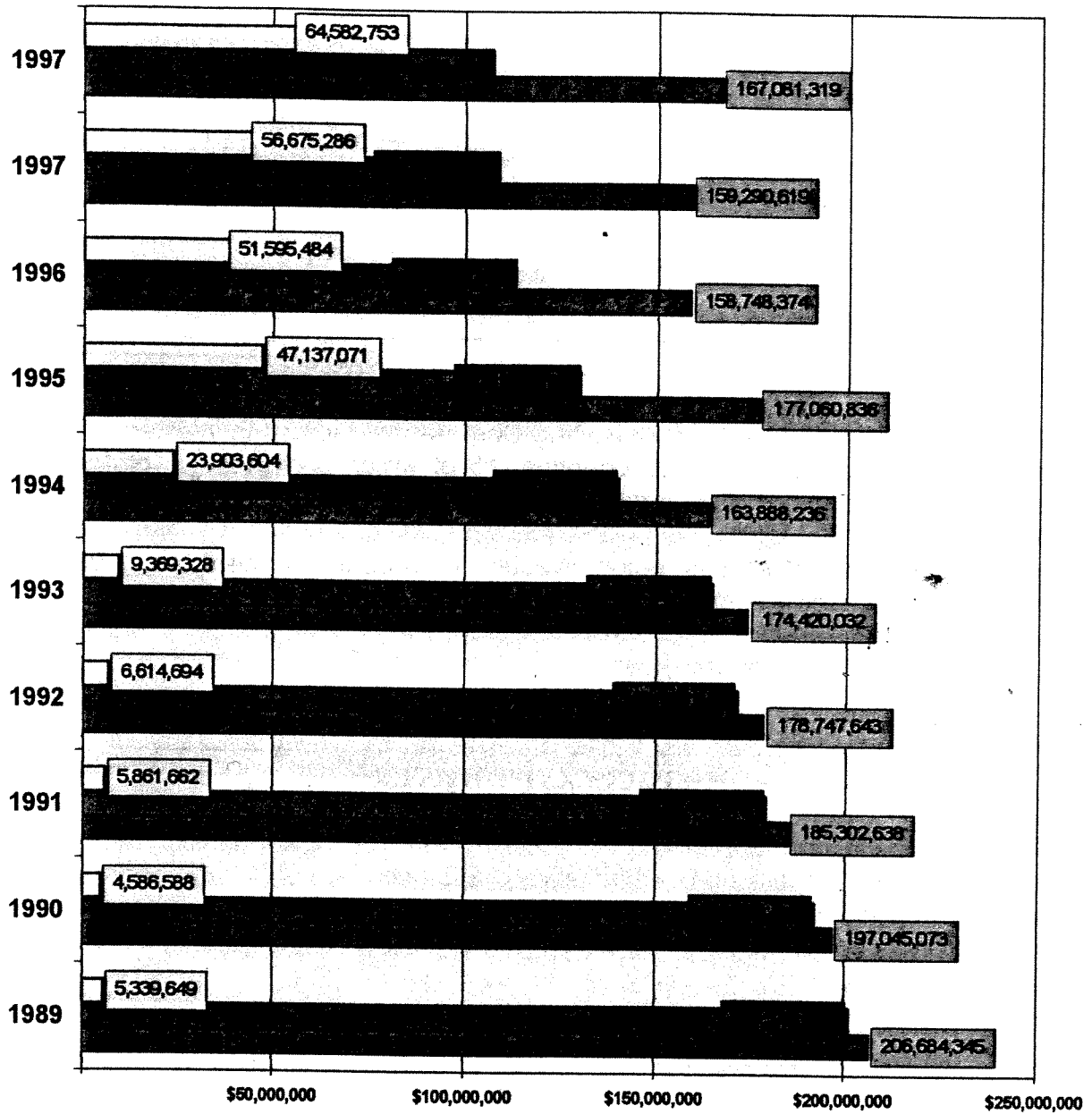
SIMULCAST THEATERS

The simulcast theater at Suffolk OTB, called Tel-A-Race, opened in May 1986. This facility offers a full-sized restaurant, a snack bar, two large theater areas, and a bar with alcoholic beverage service. Carrels (work-desks) and "Tiny Tim's" are rented for three dollars a day at the simulcast theater. If the customer decides to not make use of the "Tiny Tim" the rental for the carrel is one dollar per day. The admission charge at Tel-A-Race is \$5.00 and there is a dress code. Track prices are paid on simulcast races, with no surcharge on winnings.

	<u>1997</u>	<u>1998</u>
NYS Thoroughbred Handle	\$ 84,144,000	\$83,038,000
NYS Harness Handle	18,471,000	19,460,000
Out-of-State Tracks	54,180,000	62,426,000
Special Events	<u>2,495,000</u>	<u>2,157,000</u>
TOTAL HANDLE	<u>\$ 159,290,000</u>	<u>\$167,081,000</u>

Note: All figures have been rounded

Total Suffolk Regional OTB Handles in New York State [In-State and Out-of-State Tracks]

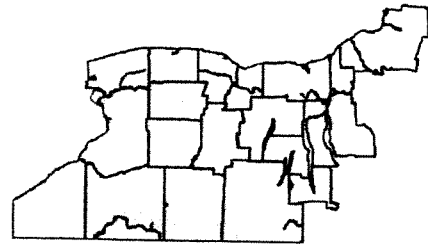


Suffolk Regional OTB



Martin Basinait, President
700 Ellicott Street
Batavia, New York 14020

Phone: (716) 343-1423
 Fax: (716) 343-6873



Website address: <http://www.westernotb.com>

The Western Regional Off-Track Betting Corporation, located in Western New York State, is comprised of 18 counties, 15 of which participate in off-track betting. The two major cities served by Western area, Buffalo and Rochester, also participate as full members of OTB. Western has forty branches and a simulcast theater. Within its region, Western OTB contains one thoroughbred track (Finger Lakes Racetrack) and two harness tracks (Buffalo Raceway and Batavia Downs). In 1998 Western OTB purchased Batavia Downs; there was no live racing at Batavia that year.

SIMULCAST THEATER

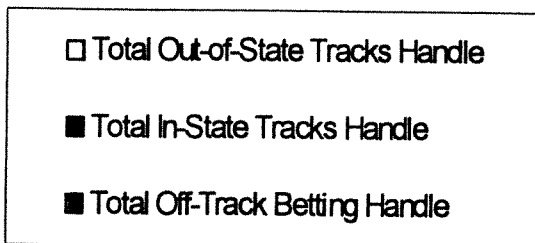
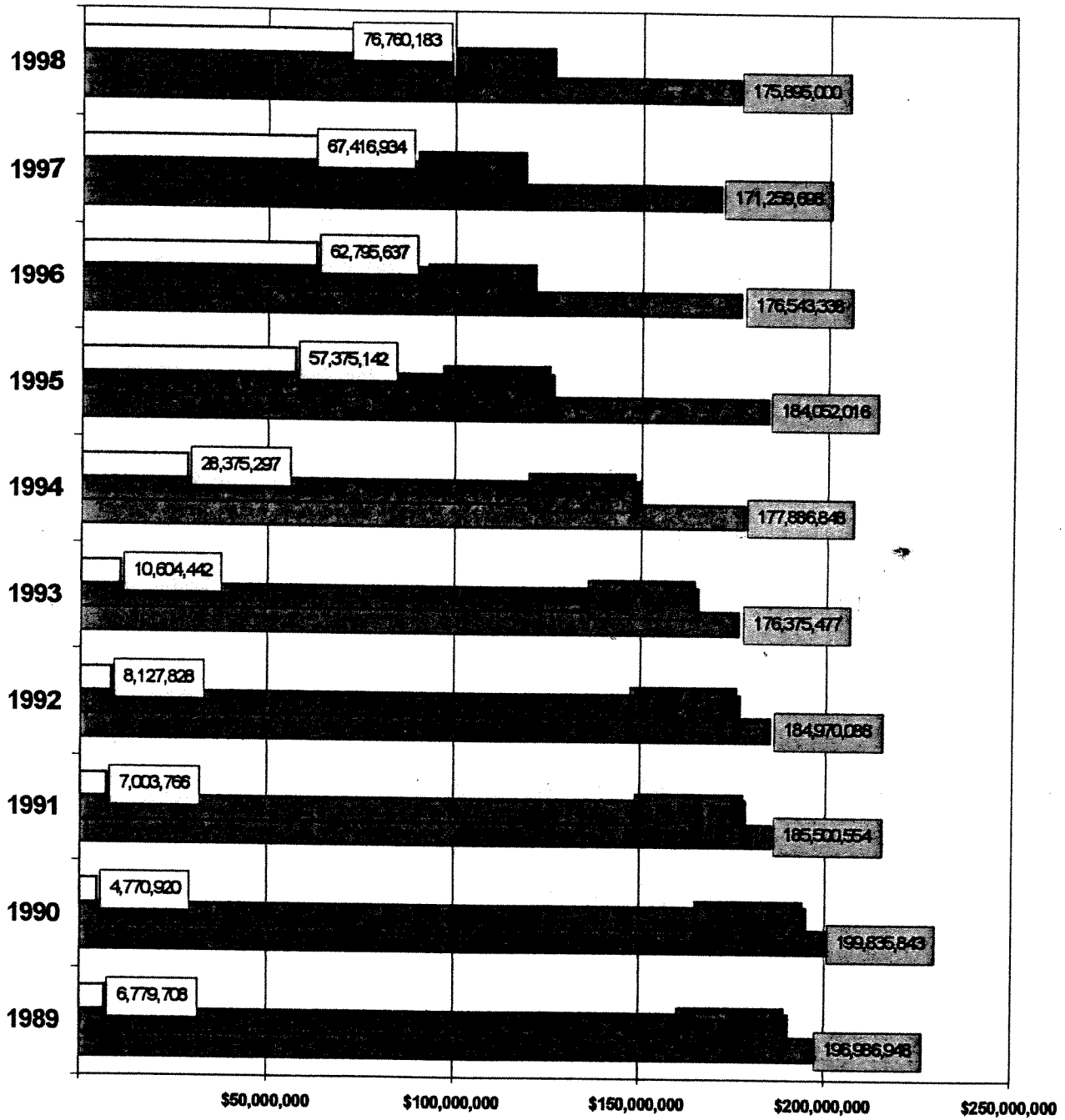
Western opened its first simulcast theater on May 1, 1993, at the Rainbow Center Mall in Niagara Falls. This facility, which charges a \$3 admission fee, seats 240 people, offers restaurant service including alcoholic beverages and has no dress code. Winning wagers on non-simulcast races are subject to the surcharge.

	<u>1997</u>	<u>1998</u>
NYS Thoroughbred Handle	\$ 75,146,000	\$73,425,000
NYS Harness Handle	28,697,000	25,710,000
Out-of-State Tracks	64,647,000	74,255,000
Special Events	<u>2,770,000</u>	<u>2,505,000</u>
TOTAL HANDLE	<u>\$ 171,260,000</u>	<u>\$175,895,000</u>

Note: All figures have been rounded

Total Western Regional OTB Handles in New York State [In-State and Out-of-State Tracks]

Western Regional OTB



Unit Reports

Licensing

Legal

Bell Jar

Bingo

Indian Gaming

Simulcasting

LICENSING

All participants in racing in New York State are required to obtain occupational licenses which have been issued on a calendar year basis for one, two or three years. In 1998, a total of 20,663 licenses were valid to participate at New York State's racetracks. Harness racing licenses valid totaled 9,108, while 11,555 were valid in the Thoroughbred division. This was a decrease from the previous year, in which the number of valid licenses totaled at 20,866. The licensing unit processed and transmitted 7,610 fingerprint sets in 1998.

Occupational Licenses valid in 1998			
Category	Harness	Thoroughbred	Total
Agents	0	137	137
Cleaning Service	77	317	394
Driver	961	0	961
Farrier	31	50	81
Food Service	184	203	387
General Service	458	1,157	1,615
Jockey	0	243	243
Mutuel Clerk	400	473	873
Owner	4,287	3,787	8,074
Security	143	277	420
Stable Employee	1,364	2,920	4,284
Track Management	70	89	159
Trainer	1,080	1,864	2,944
Veterinarian	53	38	91
Total	9,108	11,555	20,663

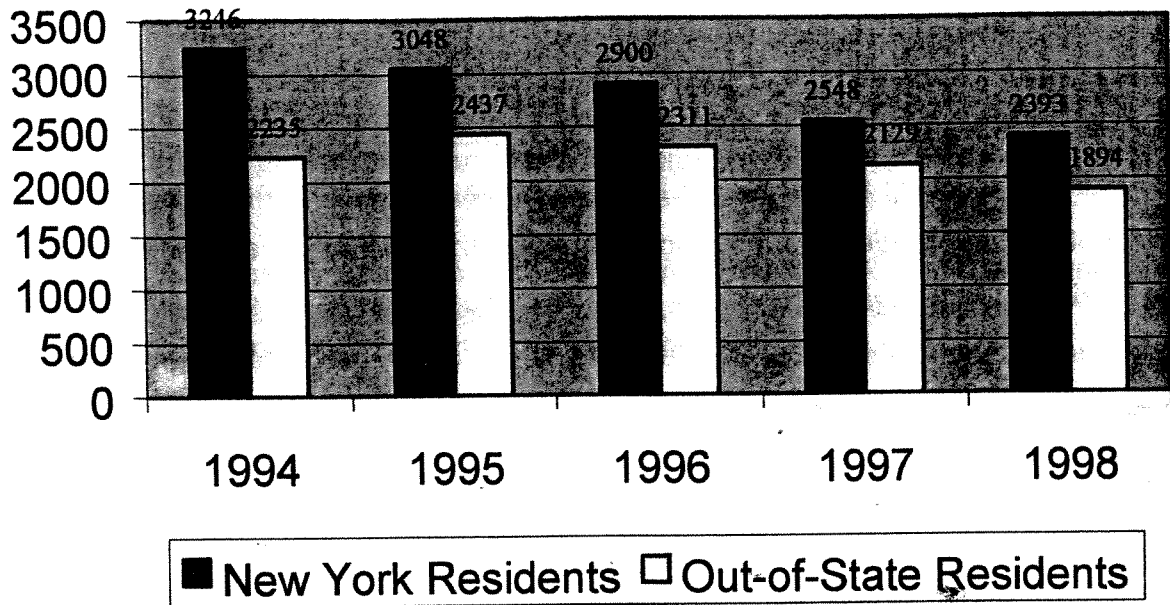
Regulatory Activities

The Board issued 1,167 rulings for violations of racing laws, rules and regulations, at both harness and thoroughbred tracks. The Board levied fines to licensees for racing-related violations in the amount of \$185,315.

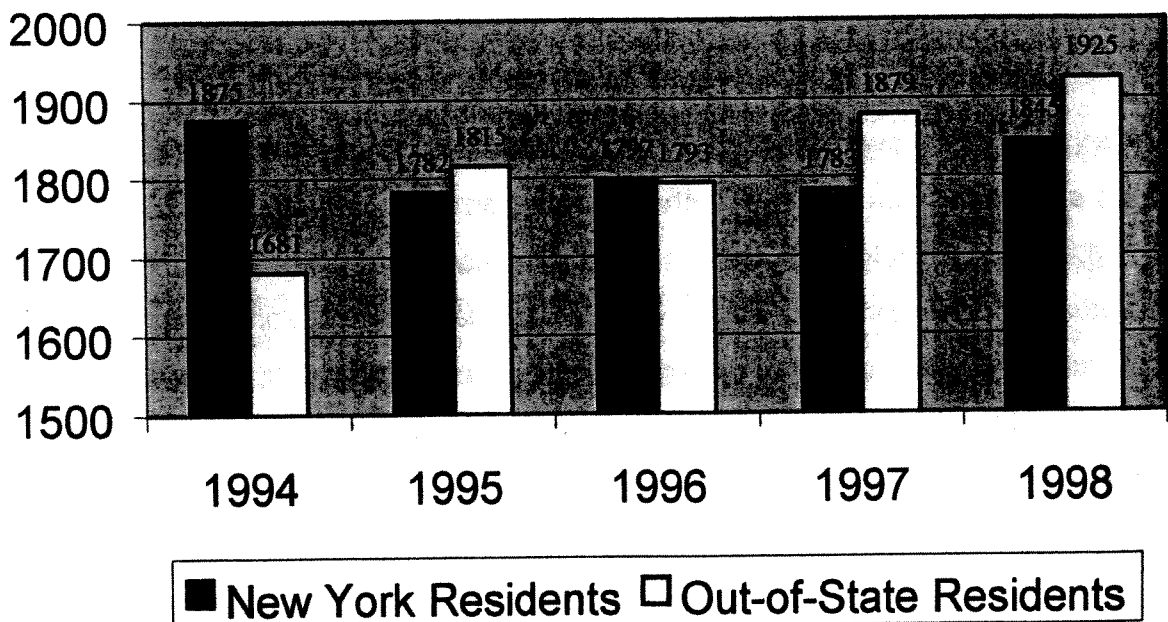
Summary of Rulings By Track

<u>Harness</u>	
Buffalo	98
Monticello	224
Saratoga	90
Syracuse Mile	1
Vernon	76
Yonkers	439
<u>Thoroughbred</u>	
Finger Lakes	164
N.Y.R.A.	75
Total	1,167

Licensed Harness Owners



Licensed Thoroughbred Owners



1998 Legislation Affecting the Racing and Wagering Board

The State Legislature took action in 1998 to extend and reauthorize many of the key provisions affecting horse racing in New York. Chapter 56 of the laws of 1998 extended the existing out-of-state simulcasting provisions of the Racing, Pari-Mutuel Wagering and Breeding Law and the authorization for the regional off-track betting corporations to conduct in-home simulcasting. The legislation also reauthorized 1995 legislation which increased purses at the tracks of the New York Racing Association [NYRA], reduced taxes on wagers placed on-track on NYRA races, and increased the pari-mutuel takeout on NYRA races. These provisions of law which were all set to expire in 1998 will all now expire on June 30, 2002.

The Legislature also took action to simplify the licensing and operation of raffles in New York. Chapter 252 of the Laws of 1998 permits the operation of 50-50 games in which the prizes can consist of a percentage of the cash received from the sale of raffle tickets. The legislation also increased the number of people authorized to sell raffle tickets and eased the licensing burden for organizations which receive less than \$30,000 per year in net proceeds from the sale of raffles.

Finally, the Legislature in Chapter 337 of the Laws of 1998 made a number of changes in the laws affecting games of chance. Coin boards, merchandise boards and seal cards are now authorized as games of chance. The bill clarified the rights of distributors of games of chance supplies and provided definite penalties for distributors who violate the law. The law also redefined the term "net proceeds" as it applies to the sale of bell jar tickets. The result of this changed definition is that organizations selling bell jar tickets are now able to deduct the purchase price of the bell jar deal in determining their net proceeds from the sale of bell jar tickets. This means that organizations will have smaller net proceeds and will be paying a reduced license fee to the State.

Summary of Board Action on Rules

The Board adopted the following rule amendments:

- A. **Bell Jar:** Amendments to Parts 5608, 5609 & 5610 relates to the codification of the bell jar ticket approval process.
- B. **Harness Whip Rule:** Rule 4117.8 modifies the newly revised USTA whip rule to protect standardbreds from abusive whipping by drivers and to conform to other racing jurisdictions
- C. **Apprentice Jockeys and Weight Allowances:** Rules 4032.1 and 4032.4 were repealed and replaced with revised rules governing apprentice jockey allowances and extension of apprenticeships.
- D. **Compulsive Gamblers/Internet Posting:** 4003.54, 4101.40, 4204.14, 5204.17. A rule to post a message designed to assist compulsive gamblers at each authorized racing entity's web site on the internet.
- E. **Cancellation of Pari-Mutuel Tickets:** Rules 4009.28, 4122.47, 4215.27 and 5206.7 relating to the cancellation of pari-mutuel tickets
- F. **Eliminate 122 lbs Minimum Top Weight:** in overnight handicaps and claims handicaps. Repeal of 4029.8. Should be left to the discretion of the racing secretary who can assign appropriate top weight according to field entry.

The Board has proposed for action the following rule amendments:

- 1. **Pick Six:** An amendment to Rule 4011.23 (h)(2) to require the refund of the Pick 6 Pool if three or fewer races are contested. Modifications to the rule were also proposed to provide procedures in the event of scratches or declared non-starters in any Pick 6 race after wagering begins on the Pick 6 pool.
- 2. **Games of Chance/Veterans Organizations:** Rule 5624.21 to implement Chapter 190 of the Laws of 1997 which removes any Board pre-disbursement review of the use of proceeds obtained by veterans organizations as a result of the conduct of game of chance.
- 3. **Minimum amount set required for wagering:** Repeal section 4011.15 (b), 4011.23 (a), 4122.9 (a), 4122.39 (b), 4122.41(b), 4122.42(b), 4127.10(b), 4127.13(b), 4217.14(b), and amend 4122.45(a), 4122.46(c), 5204.4, 5210.2(b), 5210.3(d), 5210.4(d); to end mandatory minimum betting amount required for a wager on thoroughbred, harness, quarterhorse and off-track betting.

Wagering Systems

The conduct of bingo was first authorized through an amendment to the New York State Constitution in 1957, which permits qualified charitable, religious and non-profit organizations to utilize this valuable fundraising mechanism. In 1977, all powers and responsibilities relating to the regulation of bingo were placed under the jurisdiction of the Racing and Wagering Board.

The Board was also granted regulatory authority over games of chance, following the 1975 Constitutional Amendment permitting the conduct of such activities for fundraising purposes by charitable, religious and non-profit organizations.

Recently a new unit was formed – the Bureau of Bell Jar and Charitable Gaming Compliance. Since the formation of this unit, the Board has significantly increased its ability to render assistance, advice and training to municipal clerks, law enforcement agencies and the more than 15,000 organizations registered by the Board to conduct charitable gambling in our state. The Board's central desire is to help qualified organizations comply with the laws that permit them to conduct profitable fund-raisers. The goal is to bring each and every organization into compliance, thereby maximizing the proceeds available for worthy causes.

Bell Jar Compliance and Enforcement

The Racing and Wagering Board, through its Bureau of Bell Jar and Charitable Gaming Compliance, is responsible for all licensing, registration, and enforcement activities related to the manufacture, distribution and sale of bell jar tickets to licensed authorized organizations in the State. The primary function of the Bureau's investigative unit is to curtail the trafficking of illegal bell jar tickets into the state and eliminate those illegal activities that siphon revenues away from their intended charitable purposes.

Industry representatives estimate that, for every ticket legally sold and reported in the state, between three and seven illegal tickets are sold and not reported.

Through its expanded field presence, the Board has enhanced its compliance and enforcement endeavors to deter the infiltration of charitable gambling operations by criminal and other undesirable elements. During the calendar year 1998, six hundred seventy three (673) bell jar inspections were conducted by the Bureau, resulting in the confiscation of an estimated \$1.2 million dollars worth of illegal and unauthorized bell jar tickets and related gambling paraphernalia. As a result of those inspections, thousands of dollars in unpaid license fees were recovered and remitted to municipalities and the Board. The Bureau conducts its statewide investigations jointly with the Attorney General's Office, the New York State Police and the State Liquor Authority, as well as federal, state and local law enforcement agencies located in New York and other states. As a result of this excellent cooperation, numerous arrests resulted during 1998 regarding the conduct of illegal charitable gaming.

Bureau auditors ensure the proper and accurate collection of license fees remitted to the Board. All funds collected are deposited into the special revenue fund, which is used exclusively for compliance and enforcement programs. The following illustrates the revenues generated by bell jar ticket sales in 1998:

Bell Jar Activity For The Calendar Year 1998

	TOTAL
Number of Licensed Organizations	2,187
License Fees Remitted to Clerks	\$46,834
Number of Bell Jar Deals Sold	187,844
Gross Ticket Sales	\$269,779,846
Prizes Awarded	\$193,499,341
Additional Fees Collected By Board	\$2,755,604
Net Profit to Licensed Organizations	\$52,356,793

Bureau personnel are also responsible for ensuring the proper licensing of all manufacturers and suppliers of games of chance equipment. During the calendar year 1998, ninety-nine (99) games of chance supplier licenses were issued. Accordingly, Bureau personnel are responsible for the issuance of registration numbers qualifying authorized organizations for licensing at the municipal level. Likewise, Bureau personnel reviewed three hundred and two (302) games of chance registration applications forms with two hundred forty-two (242) identification numbers issued. Additionally, the Bureau formally approves all bell jar tickets prior to sales into the State. In 1998, the Bureau approved three thousand one hundred twenty seven (3,127) bell jar tickets.

The Bureau, in cooperation with the Governor's Office of Regulatory Reform, is lessening the regulatory burdens borne by charitable organizations licensed to conduct bell jar ticket fundraisers, by amendment of its rules and a reduction in the number of forms required.

Casino-type games of chance and raffles

Bureau personnel play an active role in the registration of authorized organizations conducting games of chance and raffles at Las Vegas nights, bazaars, carnivals and field days, and are available to provide the assistance and training necessary to maximize profits derived from such fundraising events. In 1998, \$2,018,072 in net profits were raised for charitable purposes through casino-type games; \$2,499,304 in net profits were raised through the conduct of raffles.

Two-hundred and fifty-four (254) authorized organizations were registered and issued games of chance identification numbers by the Board in 1997, thirty-two identification numbers were updated and three were amended to reflect changes in the organizations' domiciles.

Games of chance suppliers licensed by the Board are required to remit a license fee of twenty-five dollars per year and 2% of their gross annual sales, which amounted to \$240,381 paid to the Board in calendar year 1998.

The Board has increased its ability to conduct training seminars for municipal clerks, law enforcement agencies and authorized organizations on a statewide basis. Bureau representatives have addressed statewide conferences of veterans, fire-fighting and fraternal organizations, as well as state and local meetings of municipal clerks.

Bingo Regulation

The Bureau is reestablishing its ability to oversee the municipal licensing and regulation of charitable bingo fundraisers. Bureau supervisors, reviving a vital service in 1998, conducted training seminars throughout the State for authorized organizations, municipal clerks and licensed suppliers of bingo equipment, in an effort to ensure that the funds derived from bingo games reach their charitable and lawful causes. In 1998, more than ten million bingo players attended 86,389 licensed bingo occasions, generating net profits of \$61,470,726. As a result, \$1,162,797 in license fees were remitted to the State and \$1,161,688 in additional license fees were paid to municipalities. Bureau investigators and supervisors have taken a proactive role in bingo regulation, cooperating with municipal licensing authorities, law enforcement agencies and the State Attorney General's Office.

The Bureau issued forty (40) bingo identification numbers in 1998, updated twenty-seven, and amended four due to a name, domicile or municipal change.

Licensed manufacturers and suppliers of bingo equipment are required to remit a yearly license fee of twenty-five dollars plus an amount of their gross sales based on a schedule of gross sales established by the Legislature, which resulted in \$22,655 in license fees remitted to the Board.

In 1998, the Bureau, as required by law, determined the rental schedules of thirty-nine (39) licensed commercial lessors to be fair and reasonable, resulting in the payment of \$122,518 in commercial lessor license fees.

INDIAN GAMING

Class III, or casino style gaming on Native American lands, came to New York State as a result of the passage by the United States Congress of the Indian Gaming Regulatory Act (IGRA) of 1988, 25 U.S.C. §2701 *et seq.* This type of gambling is regulated jointly between the Indian nation or tribe and the Board's Bureau of Indian Gaming Regulation. Presently, only the Oneida Indian Nation of New York conducts Class III gaming, having opened their Turning Stone Casino in Verona on July 20, 1993. The St. Regis Mohawk Tribe has begun construction of a gaming facility and expects a Spring 1999 opening.

The Indian Gaming Regulatory Act

The Indian Gaming Regulatory Act (IGRA) contains a regulatory scheme designed to provide different levels of jurisdiction depending upon the type of gambling that is occurring on Indian lands. IGRA divides gambling into three types and establishes a regulatory scheme for each. Class I gaming is described as "social games played solely for prizes of minimal value or traditional forms of Indian gaming engaged in as part of, or in connection with, tribal ceremonies or celebrations." Class I gaming is under the exclusive jurisdiction of Indian tribes and is not subject to the provisions of IGRA.

Class II gaming is defined as "the game of chance commonly known as bingo ... including (if played at the same location) pull-tabs, lotto, punch boards, tip jars, instant bingo and other games similar to bingo." Class II gaming is under tribal jurisdiction, subject to the provisions of IGRA and oversight of the National Indian Gaming Commission. States are not permitted to regulate any Class II gaming activity. Class II gaming is operated by the Oneida Indian Nation of New York, the St. Regis Mohawk Tribe and the Seneca Nation of Indians.

Class III gaming is defined as all other types of gambling, including banked card games (e.g., baccarat, chemin de fer and blackjack), slot machines, pari-mutuel wagering and jai alai. Under IGRA, Class III gaming may only be conducted pursuant to the terms of a compact between a tribe and the state in which its lands are located.

New York Compacts and Provisions

Thus far, Class III gaming compacts have been reached between the State and both the St. Regis Mohawk Tribe and Oneida Indian Nation of New York. On April 16, 1993, then Governor Mario M. Cuomo signed the Oneida Indian Nation of New York's compact on behalf of the State of New York. The compact was subsequently approved by the Bureau of Indian Affairs on June 4, 1993. The St. Regis compact, reached in late 1994, was signed by Governor Cuomo on November 22, 1994, with federal approval being granted on January 19, 1995. The two compacts are substantially identical.

Contained in each compact and appendices are standards and specifications for each game permitted to be played at an Indian casino, the rules and internal controls governing the operation of the gaming facility, procedures for certification and/or registration of gaming employees and companies transacting business with the casino and a system of mediation of disputes.

The Board maintains a constant presence on the casino floor which, in the case of the Oneida Turning Stone Casino, is a 24 hour operation. Board Gaming Inspectors ensure that gaming operations, such as dealing procedures, internal accounting and other controls, strictly conform to the applicable provisions of the compact and its appendices. Gaming Inspectors are experienced, professional investigators who jointly monitor the gaming activities with the Nation or Tribal Gaming Inspectors, security officers and surveillance department. Casino patrons may seek State Gaming Inspectors to clarify rules of a game and for recourse after filing a complaint.

The Certification and Registration Unit is responsible for the review and subsequent denial of the applications submitted by all persons involved with Class III gaming in the State. No employee or manager may be employed by the casino operator unless the individual or firm has been previously approved by the Board. The level of scrutiny to which employee applicants are subject depends upon the nature of their responsibilities at the casino and their degree of access and ability to influence gambling activities on the gaming floor. At a minimum, all applicants are fingerprinted and must undergo a background investigation by the Federal Bureau of Investigation, the New York State Division of Criminal Justice Services and the New York State Police - Casino Detail.

The following Chart illustrates activity in the Certification and Registration Unit with respect to individual applications at the Turning Stone Casino. As withdrawal or termination may occur at any step in the certification process after an applicant has been received by the Board, the combined approval, denial and withdrawal figures exceed the total number of applications received.

***APPLICATIONS FOR CERTIFICATION AND THEIR DISPOSITION
TURNING STONE CASINO, VERONA, NEW YORK***

Application Category	Calendar Year 1998	Total, Through December 31, 1998
Applications Received	930	5800
Temporary Certifications Issued	804	5534
Temporary Certifications Denied	48	99
Applications Withdrawn	49	132
Annual Certifications Issued	557	2,577
Applications Terminated	632	3,195

Pursuant to each gaming compact, enterprises or individuals wishing to conduct gaming-related business with a Class III gaming facility must be temporarily approved in advance by the Board and then undergo a thorough registration and licensing process. These enterprises range from sole proprietorships to publicly traded multi-national corporations. Each business applicant and their principal officers and employees must be fingerprinted and undergo an extensive background investigation conducted by the New York State Police - Casino Detail. At the conclusion of this background investigation, a decision is reached whether the business entity is suitable to conduct business with a casino.

Pursuant to federal law and each gaming compact, all of the State's regulatory expenses, for both personnel and equipment, are paid for or reimbursed by the regulated Indian Nation or Tribe.

SIMULCASTING

Simulcasting is the display of live televised horse races on which pari-mutuel betting is permitted at a site other than the track where the race is held. 1998 marks the fifteenth year of comprehensive statewide simulcasting of horse races within New York State.

Simulcasting was first authorized by the State Legislature in 1984 on a one-year experimental basis and was extended permanently in 1990. The law was designed specifically to remove statutory obstacles to growth and establish a framework for racetracks and off-track betting corporations to work together and negotiate positions in good faith for the benefit of racing and government.

In subsequent years, statutory changes authorized simulcasting of out-of-state thoroughbred special events for tracks and OTB corporations; simulcast of out-of-state full cards into NYRA, its satellite receivers and OTB's were authorized on NYRA "dark days" or days that NYRA races were curtailed or called off for safety reasons; state and local withholding taxes on winning pari-mutuel payoffs were repealed.

In accordance with the provisions of Section 1003(1) of the Racing Law, the Board issued guidelines for applications for simulcast facility licenses. An annual licensing cycle of July 1 through June 30 of the following year was established to coincide with the statutory authorization concerning Article X.

A breakdown by applicant is set forth below:

APPLICANTS	NUMBER OF LICENSES ISSUED IN 1998	FEE PAID
OFF-TRACK BETTING		
CAPITAL OTB	52	\$ 26,000
CATSKILL OTB	24	12,000
NASSAU OTB	14	7,000
NYC OTB	72	36,000
SUFFOLK OTB	14	7,000
WESTERN OTB	44	22,000
Subtotal	220	\$110,000
TRACKS		
BATAVIA DOWNS	1	\$ -0-
BUFFALO RACEWAY	1	500
FINGER LAKES	1	500
MONTICELLO	1	500
NYRA	3	1,500
SARATOGA RACEWAY	1	500
VERNON DOWNS	1	500
YONKERS RACEWAY	1	500
Subtotal	9	\$ 4,500
TOTAL	229	\$114,500

Statistical Data

TOTAL BETTING AT EACH NYS TRACK

RECEIVING TRACK

THOROUGHBRED:

NYRA	\$ 524,164,298	\$ 536,642,002	\$ (12,477,704)	(2.3) %
Finger Lakes	<u>38,910,706</u>	<u>37,692,388</u>	<u>1,218,318</u>	<u>3.2 %</u>
TOTAL THOROUGHBRED TRACKS	<u>563,075,004</u>	<u>574,334,390</u>	<u>(11,259,386)</u>	<u>(2.0) %</u>

HARNESS:

Batavia	2,269,744	9,924,965	(7,655,221)	(77.1) %
Buffalo	25,236,772	24,727,132	509,640	2.1 %
Monticello	25,344,009	28,614,030	(3,270,021)	(11.4) %
Saratoga	27,162,647	33,174,789	(6,012,142)	(18.1) %
Syracuse Mile	953,317	1,178,914	(225,597)	(19.1) %
Vernon	23,996,471	20,061,288	3,935,183	19.6 %
Yonkers	<u>141,882,501</u>	<u>141,070,822</u>	<u>811,679</u>	<u>0.6 %</u>
TOTAL AT HARNESS TRACKS	<u>246,845,461</u>	<u>258,751,940</u>	<u>(11,906,479)</u>	<u>(4.6) %</u>

TOTAL THOROUGHBRED & HARNESS

	<u>\$ 809,920,465</u>	<u>\$ 833,086,330</u>	<u>\$ (23,165,865)</u>	<u>(2.8) %</u>
--	-----------------------	-----------------------	------------------------	----------------

TOTAL HANDLE BY OTB CORPORATIONS (SINCE INCEPTION)

	Capital	Catskill	Nassau	New York City	Suffolk	Western	All Regions
1971	\$ -	\$ -	\$ -	\$ 118,588,586	\$ -	\$ -	\$ 118,588,586
1972	2,316,716	-	-	450,316,518	-	-	452,633,234
1973	11,414,046	-	-	691,280,360	-	-	702,694,406
1974	15,098,937	-	-	786,711,622	-	-	815,250,705
1975	19,796,767	-	27,903,980	773,550,528	30,367,693	13,440,146	906,858,411
1976	40,303,650	15,561,237	69,662,629	785,910,123	67,723,374	55,239,443	1,052,902,983
1977	55,041,267	41,729,116	90,692,862	777,437,682	77,426,355	85,725,016	1,128,052,298
1978	67,987,889	52,433,415	102,674,979	791,853,715	87,840,290	103,739,971	1,206,530,259
1979	91,720,613	66,849,752	134,958,752	835,815,437	109,146,866	133,535,290	1,372,026,710
1980	102,669,278	73,982,592	142,586,319	879,639,694	117,253,548	146,491,353	1,462,622,784
1981	108,653,823	80,120,747	149,594,168	891,276,192	122,394,341	153,324,442	1,505,363,713
1982	124,920,812	82,561,063	155,304,423	883,510,575	130,558,401	144,429,719	1,521,284,993
1983	134,616,018	88,668,362	159,422,909	866,764,759	136,539,171	145,961,464	1,531,972,683
1984	147,563,225	96,713,909	158,728,337	886,006,827	142,821,166	151,659,615	1,583,493,079
1985	157,719,562	106,083,129	155,085,757	871,867,750	140,669,804	143,303,334	1,574,729,336
1986	193,409,257	117,491,015	165,303,500	945,803,419	167,050,479	167,696,983	1,756,754,653
1987	209,892,621	132,723,923	180,195,868	1,003,377,015	195,383,498	187,591,674	1,909,164,599
1988	223,291,861	135,770,751	196,117,404	1,000,766,523	201,599,802	193,291,107	1,950,837,448
1989	228,130,290	135,137,777	212,472,817	940,787,164	206,786,117	196,986,948	1,920,301,113
1990	234,806,538	115,881,524	214,668,830	961,469,708	197,045,073	199,835,843	1,923,707,516
1991	226,402,623	121,541,890	196,960,292	904,201,790	185,302,638	185,500,554	1,819,909,787
1992	220,805,067	125,246,625	193,595,504	858,961,315	178,747,643	184,970,088	1,762,326,242
1993	209,279,030	117,974,312	186,542,545	775,251,135	174,420,032	176,375,477	1,639,842,531
1994	205,015,141	121,740,566	191,296,563	757,612,209	163,888,236	177,886,848	1,617,439,563
1995	214,677,508	130,493,497	220,127,790	854,457,195	177,060,836	184,052,016	1,780,868,842
1996	210,386,807	121,133,534	219,738,585	880,656,595	158,748,374	176,543,338	1,767,207,233
1997	216,408,562	124,587,519	235,579,004	927,920,479	159,290,619	171,259,698	1,835,045,881
1998	215,813,900	133,784,257	241,066,768	920,663,687	167,081,319	175,895,000	1,854,304,931
TOTAL	\$ 3,888,141,808	\$ 2,338,210,512	\$ 4,000,280,585	\$ 23,022,458,602	\$ 3,495,145,675	\$ 3,728,477,337	\$ 40,472,714,519

* Schenectady was superseded by Capital District on August 11, 1975

**1998 IN STATE BETTING ON NEW YORK AND OUT-OF-STATE RACING AND COMPARISON WITH 1997 TOTALS
 COMPRISES HANDLES FROM TRACKS OWN RACING ON-TRACK, TRACK TO TRACK SIMULCAST BETTING ON NEW YORK AND OUT-OF-STATE RACES**

	1998			1997		
	Simulcast	On-Track Own Racing	Total Betting at Each Track	Simulcast	On-Track Own Racing	Total Betting at Each Track
RECEIVING TRACK						
THOROUGHBRED:						
NYRA	\$ 140,516,786	\$ 383,647,512	\$ 524,164,298	\$ 130,728,023	\$ 405,913,979	\$ 536,642,002
Finger Lakes	8,834,732	30,075,974	38,910,706	9,656,635	28,035,753	37,692,388
TOTAL THOROUGHBRED TRACKS	<u>149,351,518</u>	<u>413,723,486</u>	<u>563,075,004</u>	<u>140,384,658</u>	<u>433,949,732</u>	<u>574,334,390</u>
HARNES:						
Batavia	2,269,744	-	2,269,744	6,786,928	3,138,037	9,924,965
Buffalo	14,299,845	10,936,927	25,236,772	13,988,619	10,738,513	24,727,132
Monticello	10,839,127	14,504,882	25,344,009	13,551,047	15,062,983	28,614,030
Saratoga	19,316,525	7,846,122	27,162,647	24,612,854	8,561,935	33,174,789
Syracuse Mile	-	953,317	953,317	-	1,178,914	1,178,914
Vernon	15,765,924	8,230,547	23,996,471	13,940,554	6,120,734	20,061,288
Yonkers	93,066,193	48,816,308	141,882,501	94,372,639	46,698,183	141,070,822
TOTAL AT HARNES TRACKS	<u>155,557,358</u>	<u>91,288,103</u>	<u>246,845,461</u>	<u>167,252,641</u>	<u>91,499,299</u>	<u>258,751,940</u>
TOTAL THOROUGHBRED & HARNES	<u>\$ 304,908,876</u>	<u>\$ 505,011,589</u>	<u>\$ 809,920,465</u>	<u>\$ 307,637,299</u>	<u>\$ 525,449,031</u>	<u>\$ 833,086,330</u>

**ON TRACK BETTING HANDLES 1998 COMPARED TO 1997
TRACKS OWN RACING AND TRACK TO TRACK SIMULCASTS
INCLUDING TRACK TO TRACK SIMULCASTS FROM NEW YORK TRACKS AND OUT OF STATE TRACKS**

	<u>1998</u>	<u>1997</u>	
	Handle	Percent of Total	Handle Percent of Total
<u>SUMMARY</u>			
TOTAL LIVE RACING:			
Thoroughbred Racing	\$ 413,723,486	51.1%	\$ 433,949,732 52.1%
Harness Racing	91,288,103	11.3%	91,499,299 11.0%
All Live Racing at NYS Tracks	<u>505,011,589</u>	<u>62.4%</u>	<u>525,449,031</u> <u>63.1%</u>
TOTAL SIMULCASTING BETWEEN NYS TRACKS:			
NYRA	90,869,759	11.2%	100,622,104 12.1%
Finger Lakes	3,852,242	0.5%	4,817,785 0.6%
NYS Harness Tracks	10,904,046	1.3%	12,209,428 1.5%
All Simulcasts from NYS Tracks	<u>105,626,047</u>	<u>13.0%</u>	<u>117,649,317</u> <u>14.1%</u>
TOTAL HANDLE FROM NYS RACING AT NYS TRACKS	610,637,636	75.4%	643,098,348 77.2%
TOTAL BETTING ON OUT OF STATE RACES WAGERED AT NYS TRACKS	<u>199,282,829</u>	<u>24.6%</u>	<u>189,987,982</u> 22.8%
TOTAL BETTING AT NYS TRACKS FROM ALL SOURCES	<u>\$ 809,920,465</u>	<u>100.0%</u>	<u>\$ 833,086,330</u> <u>100.0%</u>

**1998 IN STATE BETTING ON NEW YORK AND OUT-OF-STATE RACING AND COMPARISON WITH 1997 TOTALS
 COMPRISES HANDLES FROM TRACKS OWN RACING ON-TRACK, TRACK TO TRACK SIMULCASTS AND FROM OTB BETTING ON NEW YORK AND OUT-OF-STATE RACES
 (READ ACROSS FOR TOTAL BETTING AT EACH TRACK SITE FROM SIMULCASTS FROM OTHER TRACKS)
 (READ DOWN FOR TOTAL BETTING ON A TRACK'S OWN RACES AT ALL LOCATIONS, INCLUDING SIMULCASTS TO OTHER NEW YORK TRACKS, NEW YORK OTB AND ON-TRACK)**

RECEIVING TRACK	TRACK TO TRACK SIMULCASTS FROM											TOTAL
	NYRA	FINGER LAKES	BATAVIA	BUFFALO	MONTICELLO	SARATOGA	SYRACUSE	VERNON	YONKERS	OUT-OF-STATE		
THOROUGHBRED:												
NYRA	\$ 26,435,510											\$ 114,081,276
Finger Lakes	4,465,295			45,641	9,734							4,314,062
TOTAL THOROUGHBRED TRACKS	30,900,805			45,641	9,734							118,395,338
HARNESS:												
Batavia	616,288			514,929	57,253							983,660
Buffalo	2,707,423	1,029,860			275,927	77,755	16,280	259,797	97,614			2,269,744
Monticello	2,893,450	500,518		192,093		19,064	33,994		673,905			14,299,845
Saratoga	7,310,409	636,670		38,302	47,466			149,750	1,171,454			10,839,127
Syracuse Mile									1,381,892			9,752,036
Vernon	2,491,804	593,621		771,903	231,571	518,842	51,840		2,164,492			15,765,924
Yonkers	43,949,580	1,091,773		1,243,165	148,939	432,553	56,879	221,212				93,066,193
TOTAL AT HARNESS TRACKS	59,968,954	3,852,242		2,760,392	761,156	1,048,214	158,793	630,759	5,489,357	80,887,491		155,557,358
TOTAL THOROUGHBRED & HARNESS	90,869,759	3,852,242		2,806,033	770,890	1,048,214	158,793	630,759	5,489,357	199,282,829		304,908,876
TOTAL OTB BETTING - N.Y. RACING	723,674,063	130,914,087		26,495,879	43,593,372	11,809,975	481,986	11,177,299	138,127,721	768,030,549		1,086,274,382
TOTAL OTB BETTING - OUT-OF-STATE	814,543,822	134,766,329		29,301,912	44,364,262	12,858,189	640,779	11,808,058	143,617,078	967,313,378		2,159,213,807
TOTAL AT OTHER LOCATIONS	383,647,512	30,075,974		10,936,927	14,504,882	7,846,122	953,317	8,230,547	48,816,308			505,011,589
1998 BETTING EACH TRACK RACING	\$ 1,198,191,334	\$ 164,842,303		\$ 40,238,939	\$ 58,869,144	\$ 20,704,311	\$ 1,594,096	\$ 20,038,605	\$ 192,433,386	\$ 967,313,378		\$ 2,664,225,396
1997 BETTING EACH TRACK RACING	\$ 1,287,343,603	\$ 174,834,474	\$ 14,339,638	\$ 41,745,938	\$ 59,435,949	\$ 20,252,879	\$ 2,091,674	\$ 14,065,992	\$ 175,438,813	\$ 678,583,251		\$ 2,668,132,211
INCREASE(DECREASE) 1998-1997	\$ (89,152,269)	\$ (9,992,171)	\$ (14,339,638)	\$ (1,507,099)	\$ (566,805)	\$ 451,432	\$ (497,578)	\$ 5,972,613	\$ 16,994,573	\$ 88,730,127		\$ (3,906,815)
% INCREASE(DECREASE) 1998-1997	(6.93) %	(5.72) %	(100.00) %	(3.61) %	(0.95) %	2.23 %	(23.79) %	42.46 %	9.69 %	10.10 %		(0.15) %

**1997 IN STATE BETTING ON NEW YORK AND OUT-OF-STATE RACING AND COMPARISON WITH 1996 TOTALS
 COMPRISES HANDLES FROM TRACKS OWN RACING ON-TRACK, TRACK TO TRACK SIMULCASTS AND FROM OTB BETTING ON NEW YORK AND OUT-OF-STATE RACES
 (READ ACROSS FOR TOTAL BETTING AT EACH TRACK SITE FROM SIMULCASTS FROM OTHER TRACKS)
 (READ DOWN FOR TOTAL BETTING ON A TRACK'S OWN RACES AT ALL LOCATIONS, INCLUDING SIMULCASTS TO OTHER NEW YORK TRACKS, NEW YORK OTB AND ON-TRACK)**

RECEIVING TRACK	TRACK TO TRACK SIMULCASTS FROM										TOTAL
	NYRA	FINGER LAKES	BATAVIA	BUFFALO	MONTICELLO	SARATOGA	SYRACUSE	VERNON	YONKERS	OUT-OF-STATE	
HOROUGHBRD:											
YRA	\$ 27,031,333	\$ -	\$ -	\$ -	\$ -	\$ -	\$ -	\$ -	\$ -	\$ 103,696,690	\$ 130,728,023
nger Lakes	5,367,223	-	-	-	-	-	-	-	-	4,289,412	9,656,635
TOTAL THOROUGHBRED TRACKS	32,398,556									107,986,102	140,384,658
ARNESS:											
atavia	1,865,100	661,911	-	954,762	93,636	17,752	26,397	-	234,637	2,932,733	6,786,928
ffalo	2,674,048	1,148,049	607,637	-	142,205	48,636	21,376	149,002	387,267	8,810,399	13,988,619
onticello	3,026,693	838,945	62,589	129,251	-	-	49,773	92,080	1,583,857	7,767,859	13,551,047
aratoga	9,235,839	1,435,391	-	142,701	15,510	-	-	97,278	929,697	12,756,438	24,612,854
racuse Mile	2,748,302	625,598	-	690,518	193,584	124,432	55,713	-	1,184,324	8,318,083	13,940,554
ernon	48,673,566	107,891	223,125	1,300,946	2,150,734	-	127,519	372,490	-	41,416,368	94,372,639
YONKERS	68,223,548	4,817,785	893,351	3,218,178	2,595,669	190,820	280,778	710,850	4,319,782	82,001,880	167,252,641
TOTAL AT HARNESS TRACKS	100,622,104	4,817,785	893,351	3,218,178	2,595,669	190,820	280,778	710,850	4,319,782	189,987,982	307,637,299
TOTAL THOROUGHBRED & HARNESS											
TOTAL OTB BETTING - N.Y. RACING	780,807,520	141,980,936	10,308,250	27,789,247	41,777,297	11,500,124	631,982	7,234,408	124,420,848	688,595,269	1,146,450,612
TOTAL OTB BETTING - OUT-OF-STATE	881,429,624	146,798,721	11,201,601	31,007,425	44,372,966	11,690,944	912,760	7,945,258	128,740,630	878,583,251	2,142,683,180
TOTAL AT OTHER LOCATIONS	405,913,979	28,035,753	3,138,037	10,738,513	15,062,983	8,561,935	1,178,914	6,120,734	46,698,183	-	525,449,031
OTB OWN RACING											
OTB BETTING EACH TRACK RACING	\$ 1,287,343,603	\$ 174,834,474	\$ 14,339,638	\$ 41,745,938	\$ 59,435,949	\$ 20,252,879	\$ 2,091,674	\$ 14,065,992	\$ 175,438,813	\$ 878,583,251	\$ 2,668,132,211
OTB BETTING EACH TRACK RACING	\$ 1,342,589,818	\$ 177,793,970	\$ 13,582,444	\$ 51,597,737	\$ 59,791,223	\$ 20,027,394	\$ 2,596,386	\$ 26,864,762	\$ 167,326,442	\$ 781,483,768	\$ 2,643,653,944
OTB INCREASE(DECREASE) 1997-1996	\$ (55,246,215)	\$ (2,959,496)	\$ 757,194	\$ (9,851,799)	\$ (355,274)	\$ 225,485	\$ (504,712)	\$ (12,798,770)	\$ 8,112,371	\$ 97,099,483	\$ 24,478,267
OTB INCREASE(DECREASE) 1997-1996	(4.11)%	(1.66)%	5.57%	(19.09)%	(0.59)%	1.13%	(19.44)%	(47.64)%	4.85%	12.43%	0.93%

**1998 ON-TRACK BETTING STATISTICS
TRACKS OWN RACING AND SIMULCASTS FROM OTHER TRACKS**

	TOTAL BETTING AT NYRA 1998	TOTAL BETTING AT FINGER LAKES 1998	TOTAL BETTING AT BATAVIA 1998	TOTAL BETTING AT BUFFALO 1998	TOTAL BETTING AT MONTICELLO 1998	TOTAL BETTING AT SARATOGA 1998	TOTAL BETTING AT SYRACUSE 1998	TOTAL BETTING AT VERNON 1998	TOTAL BETTING AT YONKERS 1998	TOTAL BETTING AT NYS TRACK LIVE & SIMULCASTING 1998
Regular	\$ 180,841,338	\$ 8,682,898	\$ 584,184	\$ 6,860,001	\$ 5,200,896	\$ 8,447,249	\$ 209,816	\$ 6,011,747	\$ 37,964,387	\$ 254,802,515
Multiple	226,808,389	19,336,358	990,778	9,769,892	11,624,530	11,492,934	396,149	10,151,650	60,467,419	351,038,099
Exotic	107,524,230	10,387,349	694,782	8,606,879	8,268,603	7,002,632	347,352	7,833,074	41,593,345	192,258,246
Super Exotic	8,990,341	504,101			249,980	219,832			1,857,350	11,821,604
Handle	\$ 524,164,288	\$ 38,910,706	\$ 2,269,744	\$ 25,236,772	\$ 25,344,009	\$ 27,162,647	\$ 953,317	\$ 23,996,471	\$ 141,882,501	\$ 809,920,465
Takeout	\$ 100,927,913	\$ 8,130,130	\$ 475,158	\$ 5,337,637	\$ 5,360,759	\$ 5,487,465	\$ 203,835	\$ 5,062,607	\$ 29,316,810	\$ 160,302,313
Breakage	2,379,523	156,665	10,431	116,861	99,373	132,929	4,529	103,625	618,006	3,621,841
Total Takeout and Breakage	\$ 103,307,436	\$ 8,286,794	\$ 485,589	\$ 5,454,498	\$ 5,460,132	\$ 5,620,294	\$ 208,364	\$ 5,166,231	\$ 29,934,816	\$ 163,924,154
State Tax on Handle	\$ 16,080,421	\$ 316,522	\$ 35,870	\$ 218,267	\$ 206,940	\$ 295,081	\$ 4,767	\$ 251,569	\$ 1,629,586	\$ 19,039,021
State Tax on Breakage	655,035	75,907	2,962	50,126	42,208	50,245	2,265	40,636	232,565	1,151,949
Total Pari Mutuel Tax	\$ 16,735,456	\$ 392,429	\$ 38,832	\$ 268,393	\$ 249,148	\$ 345,326	\$ 7,031	\$ 292,206	\$ 1,862,150	\$ 20,190,970
Association Commission	\$ 82,220,728	\$ 7,620,150	\$ 422,045	\$ 4,903,653	\$ 4,924,832	\$ 4,986,392	\$ 189,535	\$ 4,590,273	\$ 26,608,046	\$ 136,465,654
Association Breakage	1,724,488	80,758	7,469	66,735	57,165	82,583	2,264	62,988	385,441	2,469,892
Total to Association	\$ 83,945,216	\$ 7,700,908	\$ 429,514	\$ 4,970,388	\$ 4,981,998	\$ 5,068,975	\$ 191,799	\$ 4,653,261	\$ 26,993,488	\$ 138,935,546
Horse Breeders Fund Share	\$ 2,626,765	\$ 193,458	\$ 17,243	\$ 215,717	\$ 228,986	\$ 205,993	\$ 9,533	\$ 220,765	\$ 1,079,178	\$ 4,797,638
Association Payouls	\$ 2,603,121	\$ 417,151	\$ 108,416	\$ 599,220	\$ 502,358	\$ 1,062,204	\$ -	\$ 571,109	\$ 4,409,358	\$ 10,272,936
Paid to Simulcast Senders	\$ -	\$ -	\$ 15,884	\$ -	\$ 44,573	\$ -	\$ -	\$ -	\$ -	\$ 60,457
Paid to NYRA and Finger Lakes Purses	\$ 94,379,192	\$ 13,235,300	\$ -	\$ 4,397,582	\$ 4,972,850	\$ 3,505,928	\$ 945,175	\$ 2,422,230	\$ 20,493,683	\$ 144,351,940
Gross Purses Paid	\$ 495,013	\$ 2,219	\$ -	\$ 3,713	\$ 4,648	\$ 2,625	\$ 180	\$ 18,800	\$ 26,171	\$ 553,370
Minus Pool	\$ -	\$ -	\$ -	\$ -	\$ -	\$ -	\$ -	\$ -	\$ -	\$ -
Uncashed Tickets	\$ 1,068,075	\$ 96,362	\$ -	\$ 68,993	\$ 74,379	\$ 86,611	\$ 2,866	\$ 51,336	\$ 160,512	\$ 1,609,133
State Admission Taxes	\$ 240,000	\$ 5,549	\$ -	\$ -	\$ 2,676	\$ 5,301	\$ 193	\$ 2,312	\$ 11,481	\$ 267,512

**1997 ON-TRACK BETTING STATISTICS
TRACKS OWN RACING AND SIMULCASTS FROM OTHER TRACKS**

	TOTAL BETTING AT NYRA 1997	TOTAL BETTING AT FINGER LAKES 1997	TOTAL BETTING AT BATAVIA 1997	TOTAL BETTING AT BUFFALO 1997	TOTAL BETTING AT MONTICELLO 1997	TOTAL BETTING AT SARATOGA 1997	TOTAL BETTING AT SYRACUSE 1997	TOTAL BETTING AT VERNON 1997	TOTAL BETTING AT YONKERS 1997	TOTAL BETTING AT NY'S TRACK LIVE & SIMULCASTING 1997
Regular	\$ 178,669,237	\$ 8,304,064	\$ 2,647,005	\$ 6,442,985	\$ 6,062,255	\$ 9,181,143	\$ 247,416	\$ 4,891,553	\$ 38,750,636	\$ 255,196,294
Multiple	248,957,027	19,929,122	4,295,657	9,838,016	13,779,401	14,982,712	542,005	8,829,556	61,821,050	382,974,546
Exotic	100,604,012	9,459,202	2,982,303	8,446,131	8,540,265	8,633,683	389,493	6,340,179	38,989,928	184,385,196
Super Exotic	8,411,726	-	-	232,109	377,251	-	-	-	1,509,208	10,530,294
Handle	\$ 536,642,002	\$ 37,692,388	\$ 9,924,965	\$ 24,727,132	\$ 28,614,030	\$ 33,174,789	\$ 1,178,914	\$ 20,061,288	\$ 141,070,822	\$ 833,086,330
Takeout	\$ 103,624,405	\$ 7,798,501	\$ 1,673,742	\$ 5,244,064	\$ 6,002,660	\$ 6,761,678	\$ 250,309	\$ 4,082,891	\$ 28,925,722	\$ 164,363,972
Breakage	2,461,063	154,973	45,716	110,358	116,546	151,887	4,559	85,143	613,692	3,743,937
Total Takeout and Breakage	\$ 106,085,468	\$ 7,953,474	\$ 1,719,458	\$ 5,354,421	\$ 6,119,207	\$ 6,913,565	\$ 254,868	\$ 4,168,035	\$ 29,539,414	\$ 168,107,909
State Tax on Handle	\$ 16,861,532	\$ 352,894	\$ 120,198	\$ 234,510	\$ 242,225	\$ 400,855	\$ 5,895	\$ 217,764	\$ 1,777,963	\$ 20,213,836
State Tax on Breakage	650,888	74,597	16,869	46,740	49,073	57,649	2,280	33,990	220,168	1,152,253
Total Pari Mutuel Tax	\$ 17,512,419	\$ 427,491	\$ 137,067	\$ 281,250	\$ 291,298	\$ 458,504	\$ 8,174	\$ 251,754	\$ 1,998,132	\$ 21,366,088
Association Commission	\$ 84,069,147	\$ 7,257,056	\$ 1,473,151	\$ 4,798,642	\$ 5,500,043	\$ 6,119,315	\$ 232,625	\$ 3,686,080	\$ 26,222,778	\$ 139,358,839
Association Breakage	1,810,176	80,375	28,847	63,618	67,474	94,238	2,280	51,153	393,524	2,591,685
Total to Association	\$ 85,879,323	\$ 7,337,432	\$ 1,501,999	\$ 4,862,260	\$ 5,567,517	\$ 6,213,553	\$ 234,905	\$ 3,737,233	\$ 26,616,302	\$ 141,950,524
Horse Breeders Fund Share	\$ 2,693,726	\$ 188,551	\$ 80,393	\$ 210,912	\$ 260,392	\$ 241,508	\$ 11,789	\$ 179,047	\$ 924,980	\$ 4,791,297
Association Payouts	\$ 2,463,011	\$ 473,344	\$ 352,501	\$ 610,639	\$ 620,080	\$ 3,088,755	\$ -	\$ 604,961	\$ 5,721,506	\$ 13,934,795
Paid to Simulcast Senders	-	-	\$ 40,318	\$ 50,638	\$ -	\$ -	\$ -	\$ -	\$ -	\$ 90,956
Paid to NYRA and Finger Lakes Purses	\$ 93,935,775	\$ 11,383,307	\$ 1,308,041	\$ 3,803,650	\$ 5,405,750	\$ 3,284,223	\$ 1,002,960	\$ 1,894,499	\$ 19,203,939	\$ 141,222,144
Gross Purses Paid	\$ 385,739	\$ 2,555	\$ 14,068	\$ 1,389	\$ 1,196	\$ 6,203	\$ 480	\$ 7,921	\$ 16,686	\$ 436,238
Minus Pool										
Uncashed Tickets	\$ 1,057,958	\$ 93,345	\$ 29,619	\$ 83,231	\$ 82,723	\$ 90,306	\$ 5,373	\$ 72,911	\$ 159,594	\$ 1,675,059
State Admission Taxes	\$ 227,273	\$ 5,630	\$ 771	\$ -	\$ 2,491	\$ 6,047	\$ 254	\$ 1,173	\$ 11,989	\$ 255,629

**1998 ON-TRACK LIVE RACE BETTING STATISTICS
TRACKS OWN RACING**

	TOTAL BETTING AT NYRA 1998	TOTAL BETTING AT FINGER LAKES 1998	TOTAL BETTING AT BATAVIA 1998	TOTAL BETTING AT BUFFALO 1998	TOTAL BETTING AT MONTICELLO 1998	TOTAL BETTING AT SARATOGA 1998	TOTAL BETTING AT SYRACUSE 1998	TOTAL BETTING AT VERNON 1998	TOTAL BETTING AT YONKERS 1998	TOTAL BETTING AT NYS TRACK LIVE RACING 1998
Days Raced	259	170	-	168	221	141	6	122	285	1,372
Attendance	2,379,348	260,528	-	131,410	102,308	132,232	9,592	183,946	239,726	3,439,090
Regular Multiple Exotic Super Exotic Handle	\$ 133,849,644 171,992,349 77,905,519 -	\$ 6,597,797 15,412,518 7,561,558 504,101	\$ - -	\$ 2,720,811 4,186,298 4,029,818 -	\$ 2,798,939 6,356,386 5,349,557 -	\$ 2,494,940 3,283,402 2,067,780 -	\$ 209,816 396,149 347,352 -	\$ 1,910,653 3,308,558 3,011,336 -	\$ 11,359,734 20,226,921 17,229,653 -	\$ 161,942,334 225,162,581 117,402,573 504,101
	\$ 383,647,512	\$ 30,075,974	\$ -	\$ 10,936,927	\$ 14,504,882	\$ 7,846,122	\$ 953,317	\$ 8,230,547	\$ 48,816,308	\$ 505,011,589
Takeout Breakage	\$ 73,927,296 1,639,835	\$ 6,286,522 120,144	\$ - -	\$ 2,334,460 48,945	\$ 3,112,475 54,887	\$ 1,622,445 38,693	\$ 203,835 4,529	\$ 1,758,463 31,711	\$ 10,499,635 209,121	\$ 99,745,131 2,147,866
Total Takeout and Breakage	\$ 75,567,132	\$ 6,406,666	\$ -	\$ 2,383,406	\$ 3,167,362	\$ 1,661,137	\$ 208,364	\$ 1,790,174	\$ 10,708,756	\$ 101,892,997
State Tax on Handle	\$ 14,150,712	\$ 149,259	\$ -	\$ 54,687	\$ 72,525	\$ 39,232	\$ 4,767	\$ 41,153	\$ 283,074	\$ 14,795,408
State Tax on Breakage	327,967	66,079	-	24,473	27,444	19,347	2,265	15,856	100,673	584,104
Gross Pari Mutuel Tax	14,478,679	215,338	-	79,160	99,968	58,579	7,031	57,009	383,747	15,379,512
Less OTB Simulcast Credit	-	(120,304)	-	(43,748)	(55,731)	(15,507)	(1,922)	(29,915)	(196,462)	(463,590)
Net Pari Mutuel Tax	\$ 14,478,679	\$ 95,034	\$ -	\$ 35,413	\$ 44,237	\$ 43,072	\$ 5,109	\$ 27,093	\$ 187,285	\$ 14,915,922
Association Commission	\$ 57,858,346	\$ 5,988,005	\$ -	\$ 2,170,404	\$ 2,894,902	\$ 1,504,752	\$ 189,535	\$ 1,635,005	\$ 9,728,398	\$ 81,969,346
Association Breakage	1,311,869	54,065	-	24,472	27,443	19,345	2,264	15,855	108,448	1,563,762
Gross to Association	59,170,215	6,042,070	-	2,194,876	2,922,345	1,524,097	191,799	1,650,860	9,836,846	83,533,109
Less Minus Pool	(296,112)	(2,219)	-	(394)	(682)	(729)	(180)	(260)	(7,250)	(308,016)
Net to Association	\$ 58,874,103	\$ 6,039,851	\$ -	\$ 2,194,482	\$ 2,921,663	\$ 1,523,368	\$ 191,619	\$ 1,650,601	\$ 9,829,596	\$ 83,225,093
Horse Breeders Fund Share	\$ 1,918,238	\$ 149,259	\$ -	\$ 109,369	\$ 145,049	\$ 78,461	\$ 9,533	\$ 82,305	\$ 488,163	\$ 2,980,377

**1997 ON-TRACK LIVE RACE BETTING STATISTICS
TRACKS OWN RACING**

	TOTAL BETTING AT NYRA 1997	FINGER LAKES AT 1997	TOTAL BETTING AT 1997	BATAVIA AT 1997	TOTAL BETTING AT 1997	BUFFALO AT 1997	MONTICELLO AT 1997	SARATOGA AT 1997	SYRACUSE AT 1997	VERNON AT 1997	YONKERS AT 1997	TOTAL BETTING AT NYS TRACK LIVE RACING 1997	
Days Raced	265	170	53	148	217	141	7	77	252	1,330			
Attendance	2,332,310	264,306	48,862	128,748	120,341	139,502	11,814	128,264	250,349	3,424,496			
Regular Multiple Exotic Super Exotic Handle	\$ 136,606,479 196,074,242 67,448,346 5,784,912 \$ 405,913,979	\$ 6,308,576 15,366,443 5,866,150 494,584 \$ 28,035,753	\$ 769,290 1,308,996 1,059,751 \$ 3,138,037	\$ 2,518,287 4,035,394 4,184,932 \$ 10,736,513	\$ 3,083,466 6,726,753 5,252,764 \$ 15,062,983	\$ 2,578,029 3,585,484 2,398,422 \$ 8,561,935	\$ 247,416 542,005 389,493 \$ 1,178,914	\$ 1,421,223 2,927,700 1,771,811 \$ 6,120,734	\$ 11,263,324 19,478,869 15,955,990 \$ 46,698,183	\$ 164,796,090 250,045,886 104,327,559 6,279,496 \$ 525,449,031			
Takeout Breakage Total Takeout and Breakage	\$ 79,014,135 1,761,544 \$ 79,775,679	\$ 5,799,016 116,915 \$ 5,915,931	\$ 644,426 14,068 \$ 658,495	\$ 2,306,578 44,417 \$ 2,350,996	\$ 3,213,565 56,556 \$ 3,270,122	\$ 1,780,748 39,177 \$ 1,819,925	\$ 250,309 4,559 \$ 254,868	\$ 1,133,711 25,566 \$ 1,159,277	\$ 10,039,629 195,536 \$ 10,235,165	\$ 103,182,117 2,258,340 \$ 105,440,457			
State Tax on Handle State Tax on Breakage Gross Pari Mutuel Tax Less OTB Simulcast Credit Net Pari Mutuel Tax	\$ 14,492,545 352,309 14,844,854 \$ 14,844,854	\$ 140,179 64,303 204,482 (112,144) \$ 92,339	\$ 15,690 7,034 22,724 (12,353) \$ 10,371	\$ 53,694 22,209 75,903 (42,816) \$ 33,087	\$ 75,315 28,279 103,594 (53,400) \$ 50,193	\$ 42,811 19,590 62,400 (16,607) \$ 45,793	\$ 5,895 2,280 8,174 (2,530) \$ 5,644	\$ 30,604 12,783 43,387 (4,480) \$ 38,907	\$ 290,999 92,887 383,887 (186,324) \$ 197,563	\$ 15,147,731 601,674 15,749,405 (430,655) \$ 15,318,751			
Association Commission Association Breakage Gross to Association Less Minus Pool Net to Association	\$ 61,492,020 1,409,235 62,901,255 (263,055) \$ 62,638,200	\$ 5,518,658 52,612 5,571,270 (2,555) \$ 5,568,715	\$ 597,356 7,034 604,390 (14,068) \$ 590,322	\$ 2,145,499 22,208 2,167,707 (769) \$ 2,166,937	\$ 2,987,621 28,278 3,015,898 (590) \$ 3,015,309	\$ 1,652,318 19,587 1,671,905 (2,962) \$ 1,668,943	\$ 232,625 2,280 234,905 (480) \$ 234,425	\$ 1,041,900 12,783 1,054,683 (594) \$ 1,054,088	\$ 9,281,661 102,649 9,384,310 (4,652) \$ 9,379,659	\$ 84,949,657 1,656,666 86,606,324 (289,726) \$ 86,316,598			
Horse Breeders Fund Share	\$ 2,029,570	\$ 140,179	\$ 31,380	\$ 107,386	\$ 150,630	\$ 85,619	\$ 11,789	\$ 61,207	\$ 466,968	\$ 3,084,729			

**1998 OFF-TRACK BETTING
STATEMENT OF REVENUES NET OF EXPENSES**

	Capital	Catskill	Nassau	New York City	Suffolk	Western	All Regions
Net Handle on:							
In State Thoroughbred Tracks	\$ 105,644,411	\$ 55,559,075	\$ 117,430,653	\$ 419,491,012	\$ 83,038,015	\$ 73,424,984	\$ 854,588,150
Out of State Thoroughbred Tracks	71,192,695	47,643,821	77,590,481	363,460,965	57,889,146	55,367,041	673,144,149
In State Harness Tracks	22,579,033	23,148,978	31,483,934	109,303,903	19,460,551	25,709,833	231,686,232
Out of State Harness Tracks	16,397,761	7,432,383	14,561,700	28,407,807	6,693,607	21,393,142	94,886,400
Total Net Handle	215,813,900	133,784,257	241,066,768	920,663,687	167,081,319	175,895,000	1,854,304,931
Less:							
Returned to Bettors	165,060,850	102,001,655	182,544,446	707,226,701	128,346,967	133,246,753	1,418,427,372
Surcharge	5,495,408	3,671,688	6,412,828	23,246,515	4,006,393	5,115,153	47,947,985
OTB Take Out and Breakage	45,257,642	28,110,914	52,109,494	190,190,471	34,727,959	37,533,094	387,929,574
Less Payments to:							
NY State (Pari-Mutuel Tax & Breakage)							
NY State (Uncashed Tickets)	2,078,330	1,524,972	2,089,991	8,213,016	1,480,234	1,815,044	17,201,587
Breeders' Fund - Thoroughbred	772,680	445,684	526,893	2,574,394	467,566	650,000	5,437,217
Breeders' Fund - Harness	1,053,620	516,871	1,178,513	4,629,042	845,695	852,609	9,076,350
In State Thoroughbred Tracks	560,127	301,400	684,305	2,200,185	417,964	483,012	4,846,993
Out of State Thoroughbred Tracks	8,038,077	6,817,389	12,922,723	50,814,663	6,451,634	5,943,877	90,988,363
In State Harness Tracks	5,349,229	1,062,914	1,688,384	7,865,871	4,486,922	4,185,592	24,638,912
Out of State Harness Tracks	1,418,657	2,093,836	3,075,587	11,199,748	1,193,067	1,685,671	20,666,566
City of Albany	1,278,856	158,042	291,367	576,422	527,654	1,664,893	4,497,234
City of Niagara	320,754	-	-	-	-	107,409	320,754
Total Statutory Payments	20,870,330	12,921,108	22,457,763	88,073,341	15,870,736	17,388,107	177,581,385
Net Racing Revenue	24,387,312	15,189,806	29,651,731	102,117,130	18,857,223	20,144,987	210,348,189
Other Revenue:							
Admission Income	132,948	98,000	-	-	78,831	10,624	320,403
Lottery Income	648,857	422,529	-	-	103,113	489,476	1,663,975
Concession Income	102,806	28,474	82,943	-	(51,794)	16,955	179,384
Derived from Section 532	1,581,587	1,144,968	1,470,670	6,098,186	1,015,571	1,527,661	12,838,643
Interest Income	85,254	1,226,474	508,053	1,431,638	188,000	177,821	3,617,240
Other Income	413,265	125,534	(284,795)	1,267,681	1,401,037	383,010	3,305,732
Uncashed Tickets	772,680	445,684	526,893	2,574,394	467,566	650,000	5,437,217
Total Operating Revenue	28,124,709	18,681,469	31,955,495	113,489,029	22,059,547	23,400,534	237,710,783
Operating Expenses:							
Branch Expenses	16,591,679	9,702,869	13,831,309	66,023,058	13,369,780	15,836,301	135,354,996
Corporate Expenses	7,685,512	2,113,872	5,676,839	36,666,566	5,813,723	4,769,800	62,726,312
Total Operating Expenses - Including Depreciation	24,277,191	11,816,741	19,508,148	102,689,624	19,183,503	20,606,101	198,081,308
Section 516 Net Revenues from Operations	3,847,518	6,864,728	12,447,347	10,799,405	-	-	-

**1998 OFF-TRACK BETTING
STATEMENT OF REVENUES NET OF EXPENSES**

	Capital	Catskill	Nassau	New York City	Suffolk	Western	All Regions
Section 516 Net Revenues from Operations	3,847,518	6,864,728	12,447,347	10,799,405	2,876,044	2,794,433	39,629,475
Less:							
Section 509-a Contributions to Capital Acquisition Fund	-	(91,968)	-	-	-	(1,115,000)	(1,206,968)
Section 516 Net Revenue for Distribution	3,847,518	6,772,760	12,447,347	10,799,405	2,876,044	1,679,433	38,422,507
Add:							
Section 532 Revenues to Participating Localities	3,691,461	2,408,328	4,578,119	19,638,235	2,565,197	3,659,566	36,540,906
Total Benefits to Participating Localities	7,538,979	9,181,088	17,025,466	30,437,640	5,441,241	5,338,999	74,963,413
Add:							
Section 532 Revenues to Other Localities	1,803,947	1,263,360	1,834,709	3,608,280	1,441,196	1,455,587	11,407,079
Total Benefits to all Localities	9,342,926	10,444,448	18,860,175	34,045,920	6,882,437	6,794,586	86,370,492
Add:							
Capital Acquisition Funds:							
Section 509-a Contribution from Net Revenues	501,866	91,968	-	-	-	1,115,000	1,206,968
Supplemental 1% Section 532		678,164	1,040,373	3,526,849	678,983	1,019,193	7,445,428
Total Capital Acquisition Funds	501,866	770,132	1,040,373	3,526,849	678,983	2,134,193	8,652,396
TOTAL AVAILABLE FOR DISTRIBUTION TO LOCALITIES AND FOR CAPITAL ACQUISITIONS	\$ 9,844,792	\$ 11,214,580	\$ 19,900,548	\$ 37,572,769	\$ 7,561,420	\$ 8,928,779	\$ 95,022,888

**1997 OFF-TRACK BETTING
STATEMENT OF REVENUES NET OF EXPENSES**

	Capital	Catskill	Nassau	New York City	Suffolk	Western	All Regions
Net Handle on:							
In State Thoroughbred Tracks	\$ 111,769,494	\$ 56,645,342	\$ 121,586,439	\$ 473,497,185	\$ 84,144,125	\$ 75,145,871	\$ 922,788,456
Out of State Thoroughbred Tracks	65,521,013	41,095,407	73,814,576	334,002,399	51,615,127	54,192,761	620,241,283
In State Harness Tracks	22,929,454	21,014,101	30,623,768	101,926,732	18,471,208	28,696,893	223,662,156
Out of State Harness Tracks	16,188,601	5,832,669	9,554,221	18,494,163	5,060,159	13,224,173	68,353,986
Total Net Handle	216,408,562	124,587,519	235,579,004	927,920,479	159,290,619	171,259,698	1,835,045,881
Less:							
Returned to Bettors	166,127,758	94,831,997	180,660,747	710,510,334	122,301,981	129,709,231	1,404,142,048
Surcharge	5,595,160	3,627,238	6,628,463	20,548,591	4,050,909	5,098,465	45,546,826
OTB Take Out and Breakage	44,685,644	26,128,284	48,289,794	196,861,554	32,937,729	36,454,002	385,357,007
Less Payments to:							
NY State (Pari-Mutuel Tax & Breakage)	2,403,390	1,389,339	2,356,707	9,901,327	1,656,274	2,028,688	19,735,725
NY State (Uncashed Tickets)	748,028	409,072	556,181	2,665,243	481,563	645,000	5,505,087
Breeders' Fund - Thoroughbred	1,055,141	684,700	1,263,422	4,570,201	693,681	862,407	9,129,552
Breeders' Fund - Harness	561,093	265,495	560,198	2,197,184	490,495	439,758	4,514,223
In State Thoroughbred Tracks	8,262,752	6,197,003	12,239,424	48,459,420	8,506,329	7,077,554	90,742,482
In State Harness Tracks	1,489,152	947,488	1,687,588	7,865,871	863,268	1,209,503	14,062,870
Out of State Harness Tracks	5,476,217	1,862,495	2,957,486	10,117,483	1,788,979	4,058,281	26,260,941
City of Albany	338,665	117,182	118,428	792,411	380,653	289,549	2,016,888
City of Niagara	332,420	-	-	-	-	102,601	332,420
Total Statutory Payments	20,666,858	11,872,774	21,739,434	86,569,140	14,861,242	16,893,341	172,402,789
Net Racing Revenue	24,018,786	14,255,510	26,550,360	110,292,414	18,076,487	19,760,661	212,954,218
Other Revenue:							
Admission Income	106,775	69,535	-	-	136,182	17,804	330,296
Lottery Income	718,447	503,691	-	-	98,241	515,572	1,835,951
Concession Income	159,314	29,722	-	-	24,615	14,920	228,571
Derived from Section 532	1,503,557	1,043,566	1,091,164	-	859,674	1,356,833	5,854,794
Interest Income	70,836	1,181,508	304,663	1,342,028	170,953	129,443	3,199,431
Other Income	343,820	139,798	1,199,461	1,376,506	659,655	423,018	4,142,258
Uncashed Tickets	748,028	409,072	556,181	2,665,243	481,563	645,000	5,505,087
Total Operating Revenue	27,669,563	17,632,402	29,701,829	115,676,191	20,507,370	22,863,251	234,050,606
Operating Expenses:							
Branch Expenses	18,280,714	9,772,354	12,653,967	66,656,151	12,350,972	15,774,973	135,489,131
Corporate Expenses	9,166,609	1,847,567	6,241,562	35,470,073	5,553,596	4,483,057	62,762,464
Total Operating Expenses - Including Depreciation	27,447,323	11,619,921	18,895,529	102,126,224	17,904,568	20,258,030	198,251,595
Section 516 Net Revenues from Operations	222,240	6,012,481	10,806,300	13,549,967	10,602,802	2,605,221	35,810,806

**1997 OFF-TRACK BETTING
STATEMENT OF REVENUES NET OF EXPENSES**

	Capital	Catskill	Nassau	New York City	Suffolk	Western	All Regions
Section 516 Net Revenues from Operations	222,240	6,012,481	10,806,300	13,549,967	2,602,802	2,605,221	35,799,011
Less:							
Section 509-a Contributions to Capital Acquisition Fund		(35,453)				(1,287,661)	(1,323,114)
Section 516 Net Revenue for Distribution	222,240	5,977,028	10,806,300	13,549,967	2,602,802	1,317,560	34,475,897
Add:							
Section 532 Revenues to Participating Localities	3,707,815	2,335,401	4,718,680	16,842,102	2,572,812	4,031,526	34,208,336
Total Benefits to Participating Localities	3,930,055	8,312,429	15,524,980	30,392,069	5,175,614	5,349,086	68,684,233
Add:							
Section 532 Revenues to Other Localities	1,887,345	1,291,837	1,909,783	3,706,489	1,478,097	1,064,939	11,338,490
Total Benefits to all Localities	5,817,400	9,604,266	17,434,763	34,098,558	6,653,711	6,414,025	80,022,723
Add:							
Capital Acquisition Funds:							
Section 509-a Contribution from Net Revenues	982,222	35,453				1,287,661	1,323,114
Supplemental 1% Section 532		659,130	1,130,144	3,611,674	668,616	991,795	8,043,581
Total Capital Acquisition Funds	982,222	694,583	1,130,144	3,611,674	668,616	2,279,456	9,366,695
TOTAL AVAILABLE FOR DISTRIBUTION TO LOCALITIES AND FOR CAPITAL ACQUISITIONS	\$ 6,799,622	\$ 10,298,849	\$ 18,564,907	\$ 37,710,232	\$ 7,322,327	\$ 8,693,481	\$ 89,389,418

**1998 OFF-TRACK BETTING
TOTAL HANDLE BY TRACK AND REGION**

	Capital	Catskill	Nassau	New York City	Suffolk	Western	All Regions
IN-STATE THOROUGHBRED:							
NYRA							
Aqueduct	\$ 36,278,342	\$ 21,826,728	\$ 52,517,050	\$ 179,076,846	\$ 36,155,084	\$ 23,300,600	\$ 349,154,650
Belmont	28,288,420	15,600,844	34,409,790	126,012,259	25,821,870	13,031,068	243,164,251
Saratoga	23,658,356	8,664,811	19,041,225	58,489,071	12,829,047	8,672,652	131,355,162
TOTAL NYRA HANDLE	88,225,118	46,092,383	105,968,065	363,578,176	74,806,001	45,004,320	723,674,063
Finger Lakes	17,419,293	9,466,692	11,462,588	55,912,836	8,232,014	28,420,664	130,914,087
TOTAL IN-STATE THOROUGHBRED	105,644,411	55,559,075	117,430,653	419,491,012	83,038,015	73,424,984	854,588,150
IN-STATE HARNESS:							
Batavia	-	-	-	-	-	-	-
Buffalo	1,712,968	2,172,320	2,439,615	5,135,192	1,391,394	13,644,390	26,495,879
Monticello	2,965,176	6,780,268	5,289,194	22,404,049	3,406,716	2,747,969	43,593,372
Saratoga	4,785,466	684,538	1,471,742	3,655,139	840,832	372,258	11,809,975
Syracuse Mile	139,092	109,165	-	26,230	-	207,499	481,986
Vernon	3,437,514	1,208,664	1,255,948	2,502,699	803,397	1,969,077	11,177,299
Yonkers	9,538,817	12,194,023	21,027,435	75,580,594	13,018,212	6,768,640	138,127,721
TOTAL IN-STATE HARNESS	22,579,033	23,148,978	31,483,934	109,303,903	19,460,551	25,709,833	231,686,232
TOTAL NEW YORK STATE TRACKS	128,223,444	78,708,053	148,914,587	528,794,915	102,498,566	99,134,817	1,086,274,382
TOTAL OUT-OF-STATE TRACKS	84,079,554	52,749,889	89,284,794	381,036,050	62,425,919	74,255,304	743,831,510
SPECIAL EVENTS *							
Breeders Cup	1,180,592	581,941	875,802	3,393,578	678,987	741,991	7,452,891
Kentucky Derby	1,094,405	870,508	841,393	2,912,122	694,001	939,835	7,352,264
Preakness Stakes	484,956	379,362	356,839	1,463,278	303,823	417,762	3,406,020
Others	750,949	494,504	793,353	3,063,744	480,023	405,291	5,987,864
TOTAL SPECIAL EVENTS	3,510,902	2,326,315	2,867,387	10,832,722	2,156,834	2,504,879	24,199,039
TOTAL OFF-TRACK HANDLE	\$ 215,813,900	\$ 133,784,257	\$ 241,066,768	\$ 920,663,687	\$ 167,081,319	\$ 175,895,000	\$ 1,854,304,931

**1997 OFF-TRACK BETTING
TOTAL HANDLE BY TRACK AND REGION**

IN-STATE THOROUGHBRED: NYRA	Capital	Catskill	Nassau	New York City	Suffolk	Western	All Regions
Aqueduct	\$ 40,126,197	\$ 22,670,572	\$ 55,354,309	\$ 205,903,487	\$ 37,813,111	\$ 25,048,969	\$ 386,916,645
Belmont	29,254,114	15,296,350	35,369,026	140,741,510	25,147,561	12,873,930	258,682,491
Saratoga	23,095,389	8,110,251	18,104,160	65,550,991	12,320,127	8,027,466	135,208,384
TOTAL NYRA HANDLE	92,475,700	46,077,173	108,827,495	412,195,988	75,280,799	45,950,365	780,807,520
Finger Lakes	19,293,794	10,568,169	12,758,944	61,301,197	8,863,326	29,195,506	141,980,936
TOTAL IN-STATE THOROUGHBRED	111,769,494	56,645,342	121,586,439	473,497,185	84,144,125	75,145,871	922,788,456
IN-STATE HARNESS:							
Batavia	789,648	815,399	1,034,377	2,453,859	620,713	4,594,254	10,308,250
Buffalo	2,865,678	1,842,435	2,490,900	6,311,378	1,456,228	12,822,628	27,789,247
Monticello	3,062,479	6,558,974	6,421,627	19,546,387	3,077,138	3,110,692	41,777,297
Saratoga	5,101,377	589,607	1,360,648	3,256,279	581,378	610,835	11,500,124
Syracuse Mile	168,958	115,679	-	74,089	-	273,256	631,982
Vernon	2,480,746	640,100	548,931	1,640,313	266,214	1,658,104	7,234,408
Yonkers	8,460,568	10,451,907	18,767,285	68,644,427	12,469,537	5,627,124	124,420,848
TOTAL IN-STATE HARNESS	22,929,454	21,014,101	30,623,768	101,926,732	18,471,208	28,696,893	223,662,156
TOTAL NEW YORK STATE TRACKS	134,698,948	77,659,443	152,210,207	575,423,917	102,615,333	103,842,764	1,146,450,612
TOTAL OUT-OF-STATE TRACKS	78,004,695	44,065,025	77,730,085	338,460,013	54,180,118	64,647,355	657,087,291
PECIAL EVENTS *							
Breeders Cup	958,338	509,059	1,408,977	3,272,373	643,337	654,840	7,446,924
Kentucky Derby	1,092,576	819,884	1,630,506	2,994,240	709,633	961,325	8,208,164
Preakness Stakes	606,268	444,517	829,351	1,711,039	377,608	553,556	4,522,339
Others	1,047,737	1,089,591	1,769,878	6,058,897	764,590	599,858	11,330,551
TOTAL SPECIAL EVENTS	3,704,919	2,863,051	5,638,712	14,036,549	2,495,168	2,769,579	31,507,978
TOTAL OFF-TRACK HANDLE	\$ 216,408,562	\$ 124,587,519	\$ 235,579,004	\$ 927,920,479	\$ 159,290,619	\$ 171,259,698	\$ 1,835,045,881

ut-of-State

**1998 OFF TRACK BETTING
SUMMARY OF DIRECT AND REGIONAL PAYMENTS TO TRACKS**

<u>IN-STATE THOROUGHBRED:</u> NYRA	<u>Capital</u>	<u>Catskill</u>	<u>Nassau</u>	<u>New York City</u>	<u>Suffolk</u>	<u>Western</u>	<u>TOTAL</u>
Aqueduct	\$ 2,774,629	\$ 2,810,741	\$ 5,790,843	\$ 23,201,239	\$ 2,829,722	\$ 1,966,490	\$ 39,373,664
Belmont	2,147,955	2,015,037	3,794,229	15,265,677	2,010,795	1,098,418	26,332,110
Saratoga	1,820,519	1,122,795	2,099,599	6,951,937	1,006,147	736,379	13,737,376
TOTAL NYRA	6,743,102	5,948,573	11,684,671	45,418,853	5,846,664	3,801,287	79,443,150
Finger Lakes	1,294,975	868,816	1,238,052	5,395,810	604,970	2,142,590	11,545,213
TOTAL IN-STATE THOROUGHBRED	8,038,077	6,817,389	12,922,723	50,814,663	6,451,634	5,943,877	90,988,363
IN-STATE HARNES:							
Batavia							
Buffalo	89,196	35,865	40,286	83,179	72,435	1,019,008	1,339,969
Monticello	156,354	648,939	640,390	2,716,251	179,762	146,336	4,488,032
Saratoga	427,924	11,421	24,251	59,326	44,143	19,628	586,693
Syracuse Mile	6,927	1,837	-	418	-	11,370	20,552
Vernon	188,717	33,793	20,803	40,671	41,716	114,896	440,596
Yonkers	549,539	1,361,981	2,349,857	8,299,903	855,011	374,433	13,790,724
TOTAL IN-STATE HARNES	1,418,657	2,093,836	3,075,587	11,199,748	1,193,067	1,685,671	20,666,566
TOTAL PAYMENTS TO NEW YORK STATE TRACKS	9,456,734	8,911,225	15,998,310	62,014,411	7,644,701	7,629,548	111,654,929
TOTAL PAYMENT OUT-OF-STATE TRACKS	6,417,751	1,084,040	1,805,031	7,762,369	4,867,193	5,681,217	27,617,601
SPECIAL EVENTS THOROUGHBRED							
Breeders Cup	75,943	37,480	56,563	281,775	43,974	48,528	544,263
Kentucky Derby	69,583	54,901	53,033	184,608	43,674	60,172	465,971
Preakness Stakes	31,064	24,286	22,751	93,512	19,391	27,111	218,115
Others	33,744	20,249	42,373	120,029	40,344	33,457	290,196
TOTAL SPECIAL EVENTS	210,334	136,916	174,720	679,924	147,383	169,268	1,518,545
TOTAL PAYMENTS THOROUGHBRED AND HARNES*	\$ 16,084,819	\$ 10,132,181	\$ 17,978,061	\$ 70,456,704	\$ 12,659,277	\$ 13,480,033	\$ 140,791,075

*New York and Out-of-State

**1997 OFF-TRACK BETTING
SUMMARY OF DIRECT AND REGIONAL PAYMENTS TO TRACKS**

	Capital	Catskill	Nassau	New York City	Suffolk	Western	TOTAL
IN-STATE THOROUGHBRED:							
NYRA							
Aqueduct	\$ 2,964,276	\$ 3,026,860	\$ 5,823,524	\$ 22,378,075	\$ 3,994,684	\$ 2,599,593	\$ 40,787,012
Belmont	2,065,394	1,680,623	3,720,981	15,432,426	2,656,664	787,301	26,343,389
Saratoga	1,580,343	891,398	1,904,639	7,251,256	1,301,535	454,578	13,383,749
TOTAL NYRA	6,610,013	5,598,881	11,449,144	45,061,757	7,952,883	3,841,472	80,514,150
Finger Lakes	1,652,739	598,122	790,280	3,397,663	553,446	3,236,082	10,228,332
TOTAL IN-STATE THOROUGHBRED	8,262,752	6,197,003	12,239,424	48,459,420	8,506,329	7,077,554	90,742,482
OUT-STATE HARNES:							
Batavia	16,779	13,668	17,240	54,095	10,454	1,136,044	1,248,280
Buffalo	82,928	30,485	40,916	93,115	24,003	2,461,692	2,733,139
Monticello	81,845	655,812	860,309	2,864,899	434,459	71,452	4,968,776
Saratoga	3,935,703	9,943	22,602	40,651	9,703	10,402	4,029,004
Syracuse Mile	6,135	1,925	-	-	-	6,278	14,338
Vernon	1,105,304	22,906	8,801	26,187	4,245	246,374	1,413,817
Yonkers	247,523	1,127,756	2,007,619	7,038,536	1,306,115	126,039	11,853,588
TOTAL IN-STATE HARNES	5,476,217	1,862,495	2,957,486	10,117,483	1,788,979	4,058,281	26,260,941
TOTAL PAYMENTS TO NEW YORK STATE TRACKS	13,738,969	8,059,498	15,196,910	58,576,903	10,295,308	11,135,835	117,003,423
TOTAL PAYMENT OUT-OF-STATE TRACKS	1,611,796	898,681	1,630,299	7,921,049	1,102,072	1,313,083	14,476,980
SPECIAL EVENTS THOROUGHBRED							
Breeders Cup	61,212	32,454	51,815	144,684	40,957	61,743	392,865
Kentucky Derby	70,077	51,682	53,177	191,015	44,843	35,957	446,751
Oakness Stakes	39,232	28,381	27,348	109,535	23,917	42,337	270,750
Others	45,500	53,472	43,377	291,999	32,132	25,932	492,412
TOTAL SPECIAL EVENTS	216,021	165,989	175,717	737,233	141,849	165,969	1,602,778
TOTAL PAYMENTS THOROUGHBRED AND HARNES*	\$ 15,566,786	\$ 9,124,168	\$ 17,002,926	\$ 67,235,185	\$ 11,539,229	\$ 12,614,887	\$ 133,083,181
New York and Out-of-State							