

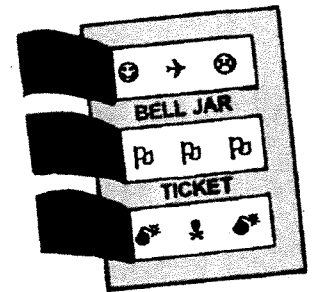


NEW YORK STATE RACING AND WAGERING BOARD


1999 Annual Report and Simulcast Report



OTB



B I N G O				
2	17	31	58	97
11	29	38	60	69
6	24	35	53	71
14	20	36	49	69
9	19	41	48	75



George E. Pataki
Governor

Michael J. Hoblock, Jr.
Chairman

Joseph P. Neglia
Member

Bennett Liebman
Member



Governor George E. Pataki



STATE OF NEW YORK
RACING AND WAGERING BOARD

Chairman
Michael J. Hoblock, Jr.

Members
Bennett Liebman
Joseph P. Neglia

Executive Director
Edward J. Martin

Secretary to the Board
Nicole Thuillez

July 1, 2000

The Honorable George E. Pataki
Governor of New York State
State Capitol Building
Albany, New York 12224

Dear Governor Pataki:

On behalf of the New York State Racing and Wagering Board, I submit to you the Board's 26th Annual Report in accordance with Chapter 346 of the Laws of 1973. As in past years, the Simulcast Report is incorporated into the Annual Report.


I am pleased to report that 1999 was a remarkable year for the Racing and Wagering Board. This Board made great strides in its efforts to improve drug enforcement at the tracks, shorten the time it takes on appeals and hearings, computerize operations, professionalize financial reviews, and recruit top law enforcement and auditing professionals. Our efforts have cleaned up operations at racetracks, OTB's and in countless charitable groups.

As a result of Legislative support, the Board was able to significantly increase its oversight and investigations of charitable gaming activities over the past year. Through the cooperation of local police departments and other statewide agencies, the Board was successful in cracking down on illegal gambling activities and replacing them with lawful games of chance. Our efforts in this area have sent a clear message to people that the Board is dedicated in our mission to safeguard the interest of the public.

As Chairman, it has been my goal to ensure that this Board is vigilant and consistent in its message to New Yorkers. As we begin this new century, I am confident in the Racing and Wagering Board and its staff to forge a new era of serving the people of this State.

It is with pleasure that I offer this review of our agency's achievements during the last twelve months and a perspective for the important and challenging work ahead.

Sincerely,



Michael J. Hoblock, Jr.

TABLE OF CONTENTS

New York State Racing and Wagering Board	Page	2
Board Members	Page	3
Executive Staff.....	Page	4
History	Page	5
Statewide Racing Activity 10 Year Trends	Page	6
Map of New York State Racetracks.....	Page	7
Thoroughbred Tracks	Page	21
Aqueduct	Page	22
Belmont	Page	24
Finger Lakes.....	Page	26
Saratoga.....	Page	28
Harness Tracks	Page	30
Buffalo	Page	31
Monticello	Page	33
Saratoga.....	Page	35
Syracuse Mile.....	Page	37
Vernon Downs.....	Page	39
Yonkers Raceway	Page	41
Thoroughbred and Harness Statistical Data	Page	43
Off-Track Betting Corporations	Page	53
Map of Regional Off Track Betting Corporations.....	Page	54
Off Track Betting Corporations Statistical Data	Page	67
Comparative of Gross Handles	Page	76
Unit Reports	Page	77
Licensing	Page	78
Legal	Page	80
Charitable Gaming	Page	83
Indian Gaming	Page	92

NEW YORK STATE RACING AND WAGERING BOARD

The New York State Racing and Wagering Board consists of three members, appointed by the Governor with the consent of the New York State Senate, for six-year terms. Of the three, one is designated by the Governor to serve as Chairman.

The 1999 membership of the Board and terms of membership are as follows:

Michael J. Hoblock, Jr. , <i>Chairman</i>	February 2002
Bennett Liebman	February 2000
Joseph Neglia	February 1998

BOARD EXECUTIVE STAFF

Edward J. Martin	Executive Director
Nicole Thuillez	Secretary to the Board
Robert Feuerstein	General Counsel

RACING & WAGERING OFFICE LOCATIONS:

Executive Office: 1 Watervliet Avenue Extension, Suite 2
Albany, New York 12206-1668
Telephone: (518) 453-8460
Fax: (518) 453-8490
Games of Chance Fax: (518) 453-8494

New York City Office: 1 Penn Plaza, Suite 725
New York, New York 10119
Telephone: (212) 290-4401
Fax: (212) 290-4409

Turning Stone Casino: 5218 Patrick Road, P.O. Box 499
Vernon, New York 13478
Telephone: (315) 363-2803
Fax: (315) 361-6425

Akwesasne Mohawk Casino: P.O. Box 869
Hogansburg, New York 13655
Telephone: (518) 358-2222
Fax: (518) 358-9720

NEW YORK STATE RACING AND WAGERING BOARD



(R to L) Commissioner Bennett Liebman, Chairman Michael J. Hoblock, Jr., Commissioner Joseph P. Neglia

**CHAIRMAN
MICHAEL J. HOBLOCK, JR.**

Michael J. Hoblock, Jr., appointed to the Racing & Wagering Board by Governor Pataki, was confirmed by the New York State Senate on May 6, 1997. He was designated by the Governor to serve as Chairman. Prior to his chairmanship of the Board, Mr. Hoblock was of counsel to the Albany law firm of Crane, Greene and Parente.

After obtaining his Juris Doctor, Mr. Hoblock voluntarily served with the United States Marine Corps in Vietnam. Upon completion of active duty in 1971, Mr. Hoblock then joined the law firm of Zubres, D'Agostino, Hoblock & Greisler.

Mr. Hoblock's first elective office was to the New York State Assembly in 1978 where he served three terms. Following his service in the Assembly, Mr. Hoblock was elected as a member of the Colonie Town Board, serving for six years before being elected Albany County Executive. In 1994, Mr. Hoblock was elected to the New York State Senate.

As co-owner of Standardbreds in the early 1970's, Mr. Hoblock had the opportunity to experience the racing industry firsthand as an active participant. While his horses raced primarily at the harness tracks in New York State, Mr. Hoblock gained valuable knowledge that has served him well in his role as Chairman of the Board. In addition, as a legislator, he was instrumental in securing passage of legislation that was beneficial to the charitable gaming industry. From 1979 to 1985, he also served as Vice-Chairman of the Elks Government Relations Committee and assisted with the formation of the NYS Division of CONPOR.

Mr. Hoblock and his wife Karen reside in Loudonville, New York.

**COMMISSIONER
JOSEPH P. NEGLIA**

Joseph P. Neglia was first appointed to the New York State Racing and Wagering Board in 1984. A graduate of El Camino College in California, Mr. Neglia founded Al-Brite Paint Company Incorporated, and served as President for 23 years. He later served as Assistant Industrial Commissioner for the New York State Department of Labor and as Deputy Executive Director for the New York State Board of Elections. In 1978, Mr. Neglia was appointed by Governor Hugh Carey to the New York State Mediation Board where he served until his appointment to the Racing and Wagering Board.

In 1992, Mr. Neglia was elected Chairman of the Association of Racing Commissioners International (ARCI), and has served as Treasurer, First and Second Vice President and President-Elect. In 1994, Mr. Neglia was awarded the ARCI's Joan Pew Award which is presented to a Racing Commissioner who has displayed "courage, dedication, vision and vitality."

Mr. Neglia resides in Brooklyn, New York with his wife Irene. They are the parents of four grown children.

**COMMISSIONER
BENNETT LIEBMAN**

Bennett Liebman was first confirmed to the Racing and Wagering Board in 1988. Mr. Liebman graduated summa cum laude from Union College and earned his law degree cum laude from New York University.

Bennett Liebman began his State service in 1975 as an Assistant to the Secretary of State. He later served as Associate Counsel and Counsel to Lieutenant Governor Mario M. Cuomo and later was appointed Special Deputy Counsel to Governor Cuomo. Mr. Liebman also served as Assistant Commissioner for Legal Affairs in the New York State Department of Taxation and Finance, a position he held until being confirmed to the Racing and Wagering Board. Mr. Liebman is the author of more than fifty published articles on horse racing and served from 1992 to 1995 as a contributing writer for the Daily Racing Form.

Mr. Liebman resides in Slingerlands, New York with his wife Deborah and their two daughters.

NEW YORK STATE RACING AND WAGERING EXECUTIVE STAFF



Seated (L to R): Commissioner Bennett Liebman, Chairman Michael J. Hoblock, Jr., Commissioner Joseph Neglia .

Standing (L to R): Frank Massimo, Tom Casaregola, Brian Barry, Mark Stuart, Nicole Thuillez, Robert Feuerstein, Nicole Robilotto, Edward Martin, Cecile Dunn, Joseph Lynch, Robert Williams, Bruce Samboy, Daryll Messner.

Mission Statement for the Racing and Wagering Board:

Our Purpose is to ensure that New York State's legalized casinos, pari-mutuel, and charitable gambling activities operate with integrity and are in full compliance with New York State statutes and rules.

We safeguard the interest of the public, including the taxpayers and patrons by ensuring that the regulated entities and their employees participating in, or benefiting from legalized gambling operate with probity. We will expeditiously respond to all public concerns.

Executive Management espouses that personal integrity is paramount for all Board employees who must ensure honest and proper conduct of legalized gambling and other regulated activities. To properly serve the public, all employees must perform their duties in an ethical manner that is above reproach. To meet this goal we advocate teamwork, intra agency communication, mutual respect, training, and advancement to reach each employee's potential.

Only through vigilance, competence and dedication can the Board and its employees be successful in performing its statutory responsibilities.

HISTORY OF THE RACING AND WAGERING BOARD

The New York State Racing and Wagering Board was established by the State Legislature in 1973. The Board was created to combine the functions of the various existing racing commissions to provide a centralized authority. Pursuant to statute, the Board was given "general jurisdiction over all horse racing activities and all pari-mutuel betting activities, both on-track and off-track, in the state and over the corporations, associations, and persons engaged therein."

Prior to the 1973 enactment, the State had several Commissions which were charged with the regulation and oversight of legalized gambling that governed Thoroughbred Racing, Harness Racing, Quarter Horse Racing, Off-Track Betting and the Lottery. Under the new legislation, these Commissions were consolidated into the New York State Racing and Wagering Board.

Of the consolidated commissions, the State Racing Commission was the oldest, having been established in 1895. The Commission also held the prestige of being the oldest racing regulatory body in the nation. When the Racing and Wagering Board assumed the powers and duties of the Racing Commission, a reconstituted State Racing Commission was created as an advisory board.

In April 1970, New York State enacted a law permitting local communities to operate pari-mutuel off-track betting facilities. New York City OTB was the first, which started in 1971. Schenectady OTB followed in 1971, and then Western OTB commenced in 1974. At the time, simulcasting consisted of an audio signal, which was transmitted to the betting facilities. Simulcasting a live audiovisual signal was first authorized by the State Legislature in 1984 on an experimental basis and was extended permanently in 1990.

The first permanent appointment to the Racing and Wagering Board was Joseph H. Boyd, Jr. He was appointed as a member on June 30, 1973 by Governor Nelson Rockefeller. Emil Mosbacher, Jr., the first Chairman of the Board was appointed on August 1, 1973.

In 1977, the functions of the Bingo Control Commission were transferred to the Board. Since this transfer the Board has regulated both bingo and games of chance conducted by religious, charitable and certain non-profit organizations. Bingo was authorized pursuant to a constitutional amendment passed in 1957. Games of chance were authorized by constitutional amendment in 1975.

Finally, in 1993 the Board was given the authority to regulate Class III Indian gaming in the State pursuant to Compacts entered into between the State of New York and the Oneida Indian Nation of New York and the St. Regis Mohawk Tribe. Currently there are two Native American casinos in New York State. The Oneida Indian Nation of New York has operated the Turning Stone Casino Resort in Verona since July 20, 1993. The St. Regis Mohawk Tribe opened the Akwesasne Mohawk Casino in Hogansburg on April 10, 1999.

Both Compacts were negotiated under the auspices of the Federal Indian Gaming Regulatory Act. The United States Department of the Interior on June 4, 1993 approved the Oneida Compact. The St. Regis Compact was approved on December 4, 1993 and later amended in 1994 and 1999.

STATEWIDE RACING ACTIVITY

10 YEAR TRENDS

(1990 - 1999)

ALL NEW YORK STATE THOROUGHBRED AND HARNESS TRACKS.....	PAGE 8
NEW YORK STATE HARNESS TRACKS.....	PAGE 10
NEW YORK STATE THOROUGHBRED TRACKS.....	PAGE 12
NEW YORK STATE NYRA TRACKS.....	PAGE 14
NEW YORK STATE TRACKS AND OTB'S.....	PAGE 16
NEW YORK STATE PURSES PAID.....	PAGE 19
NATIONWIDE PURSES PAID.....	PAGE 20

Explanation of Attachments:

- **Total Annual Handles**

Total Facility Handle: Total amount of money wagered at the track in that time period

On Track Handle: Total amount of money wagered at the track on live racing

Total Simulcast Handle: Total amount of money wagered at the track on simulcasted races

Revised 1995 and 1996: In previous Annual Reports the 1995 and 1996 figures were rounded to the nearest 1000th dollar figure.

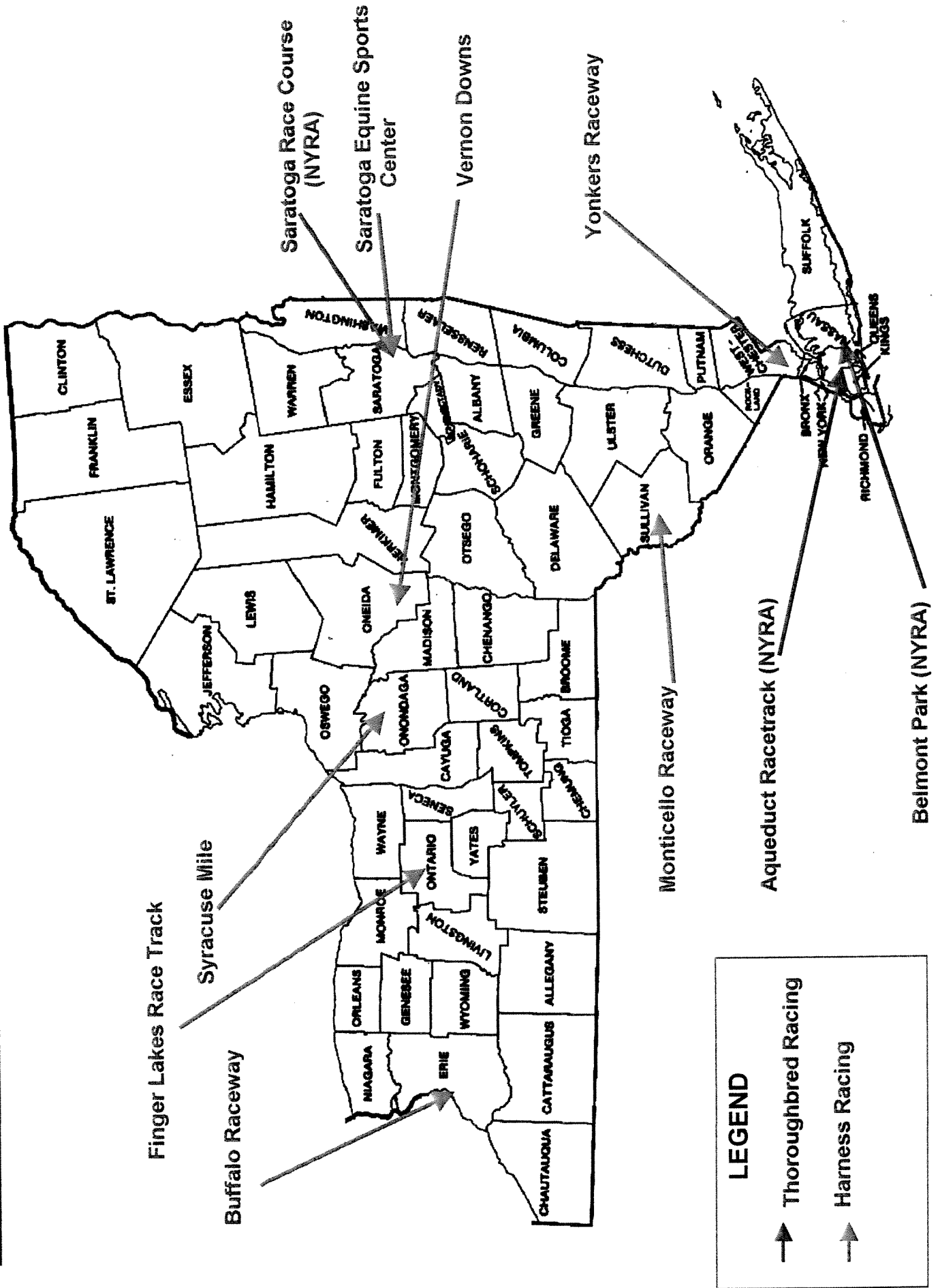
- **Attendance**

Total attendance at the track for live racing

- **Average Daily Attendance**

Average daily attendance at the track for live racing

HARNES AND THOROUGHBRED RACETRACKS ACROSS NEW YORK

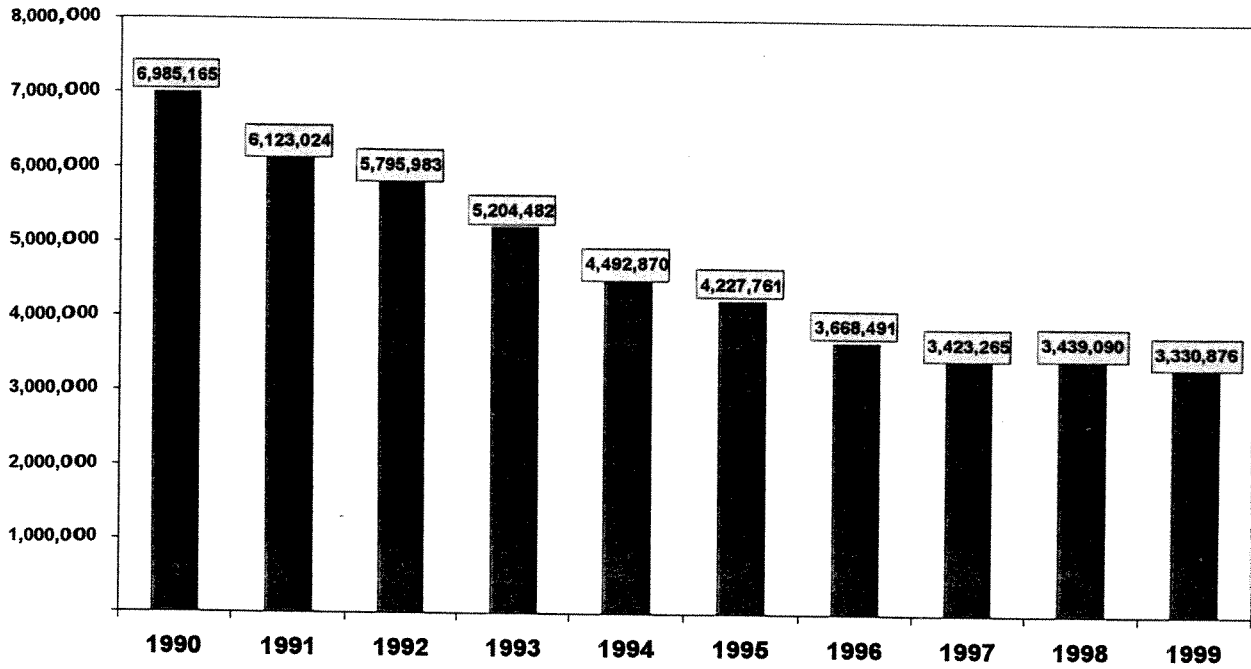


LEGEND

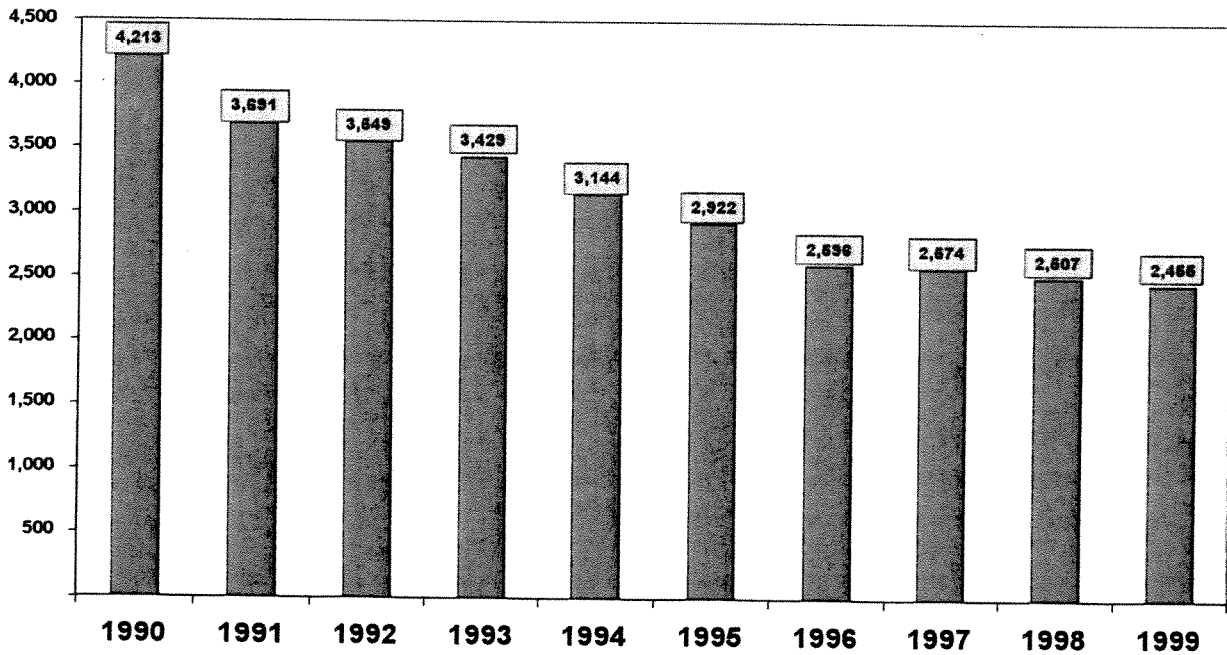
- Thoroughbred Racing
- Harness Racing


Trends: Thoroughbred & Harness Racing 1990 - 1999

Total Annual Attendance New York State Tracks

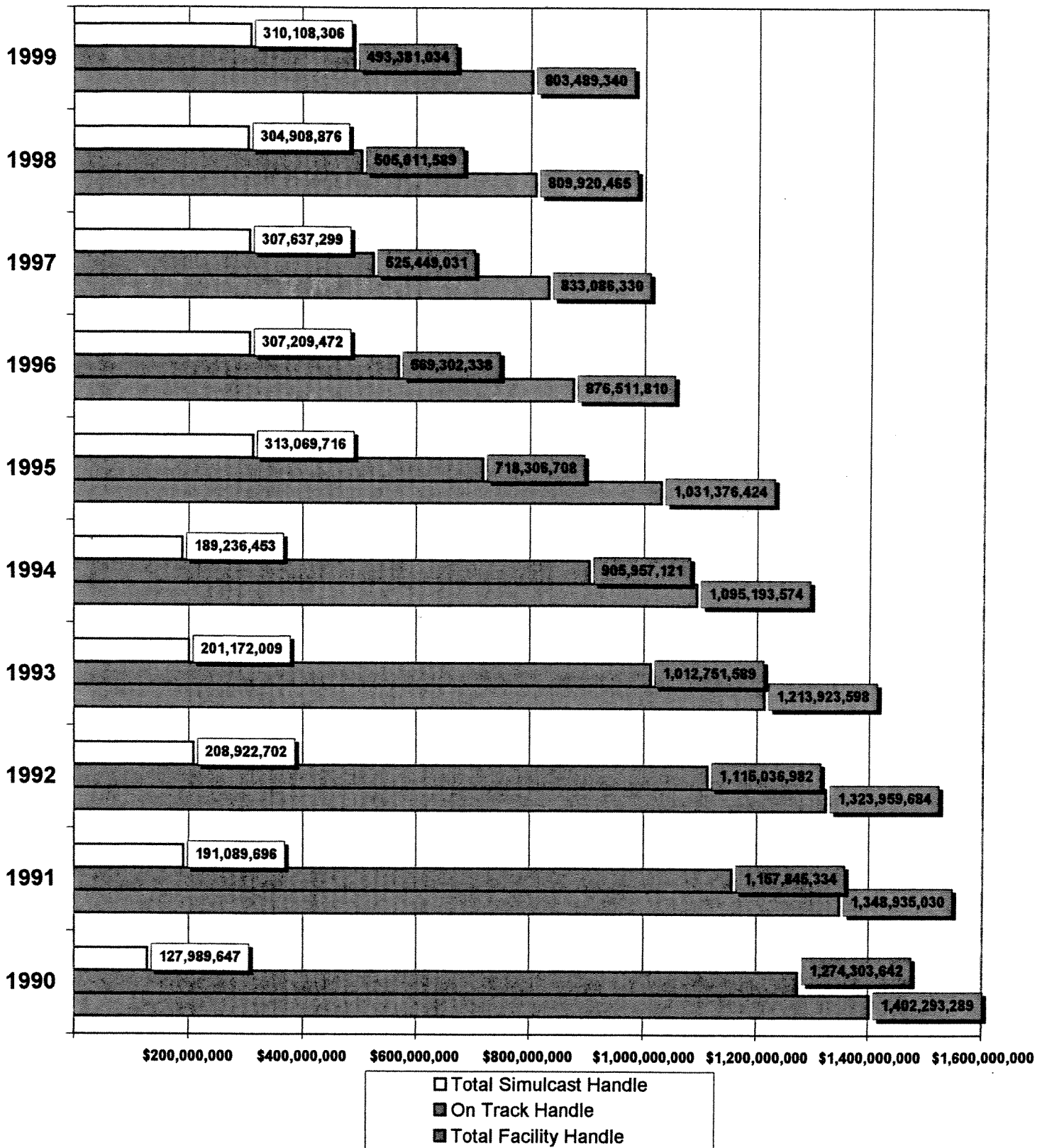



Average Daily Attendance New York State Tracks





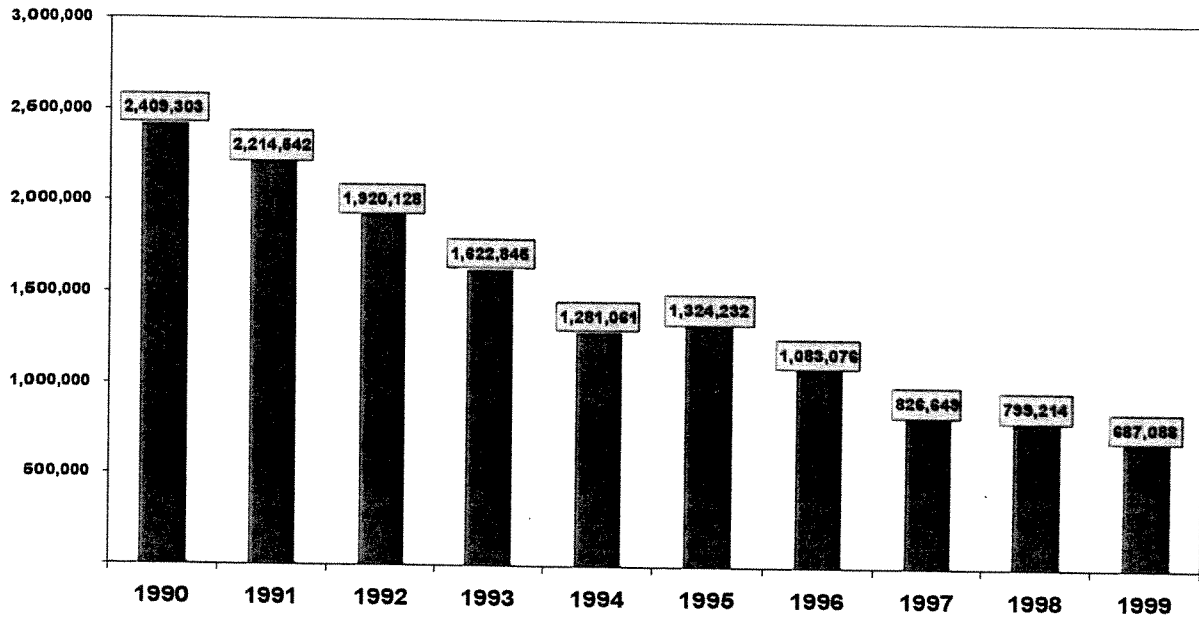
Total Annual Handles New York State Tracks



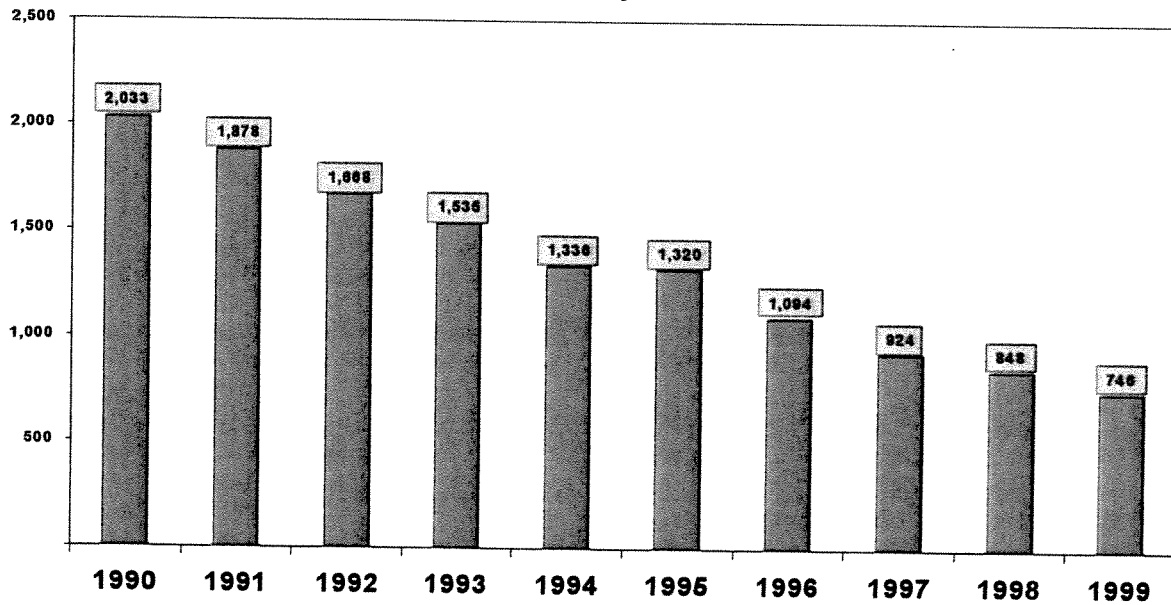



Trends: Harness Racing 1990 - 1999

Harness Tracks in New York State Total Annual Attendance

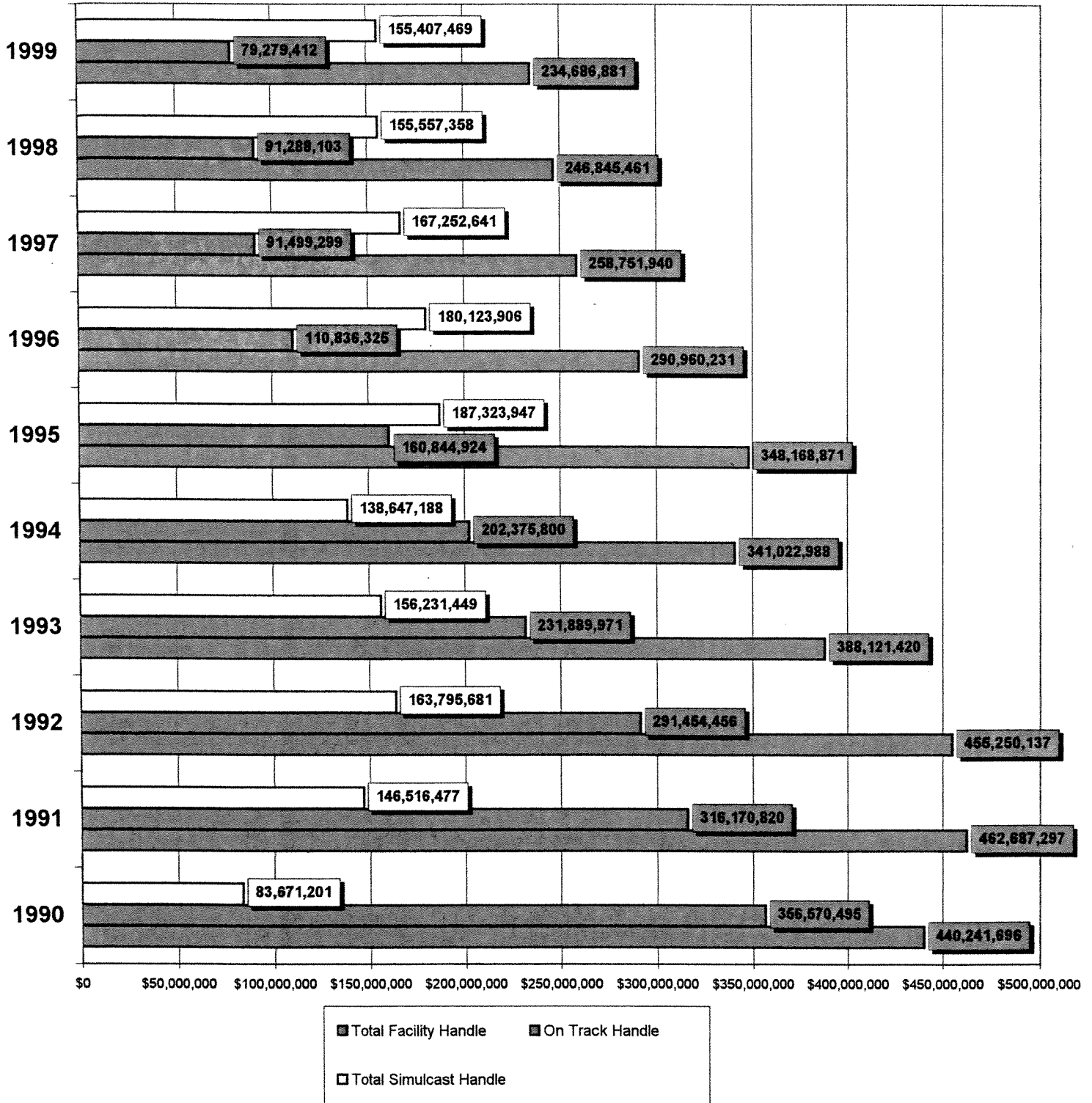



Harness Tracks in New York State Average Daily Attendance





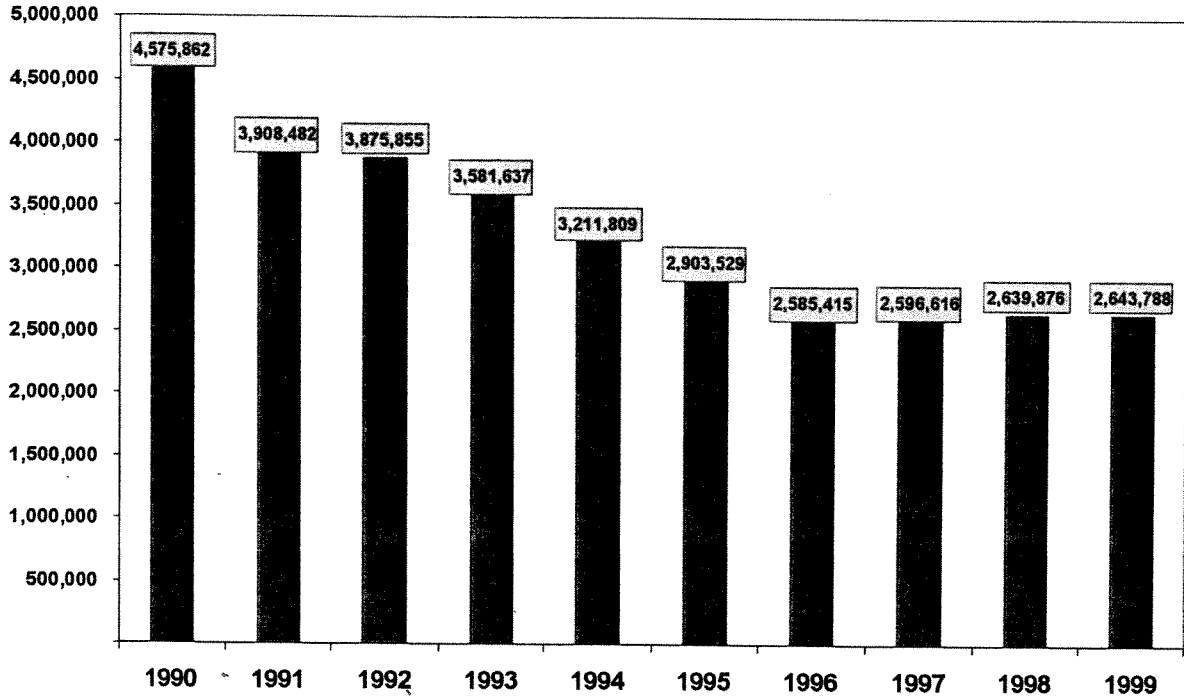
New York State Harness Tracks Total Annual Handles



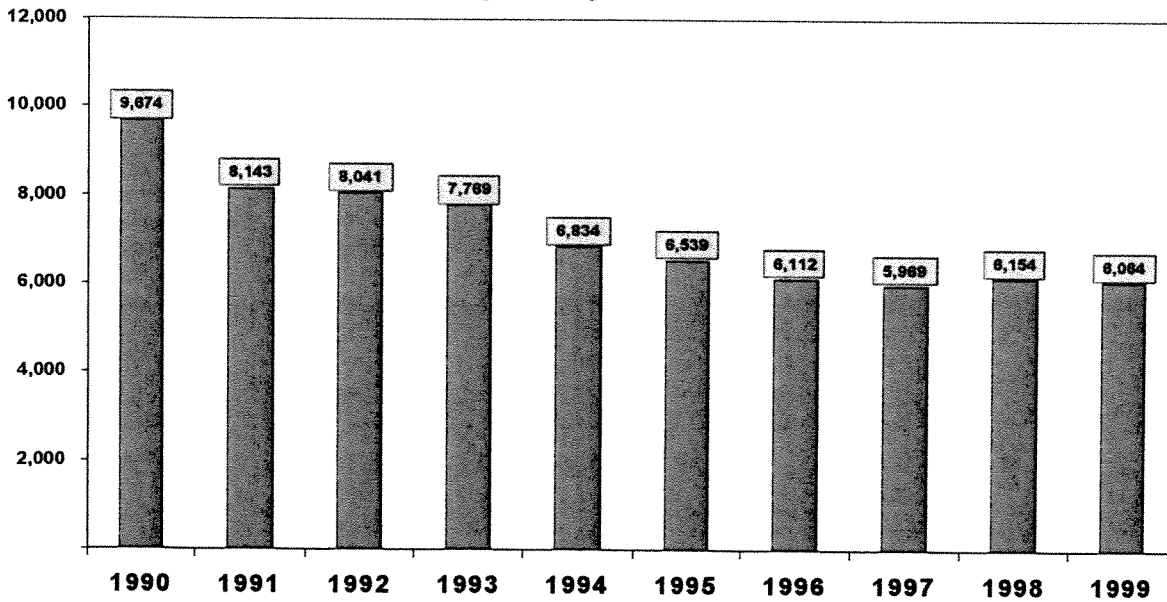



Trends: Thoroughbred Racing 1990 - 1999

Thoroughbred Tracks in New York State Total Annual Attendance

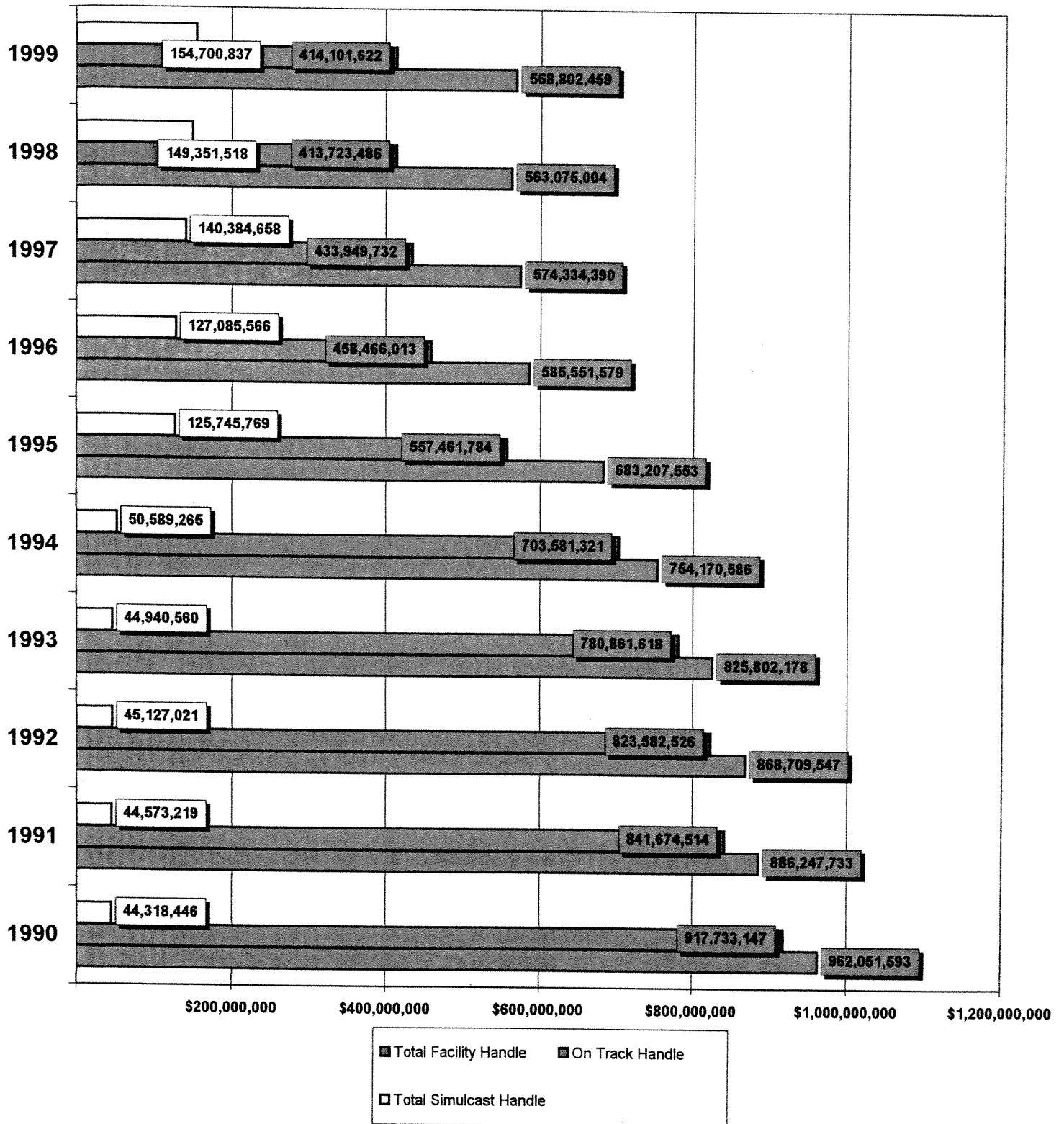


Thoroughbred Tracks in New York State Average Daily Attendance





New York State Thoroughbred Tracks Total Annual Handles

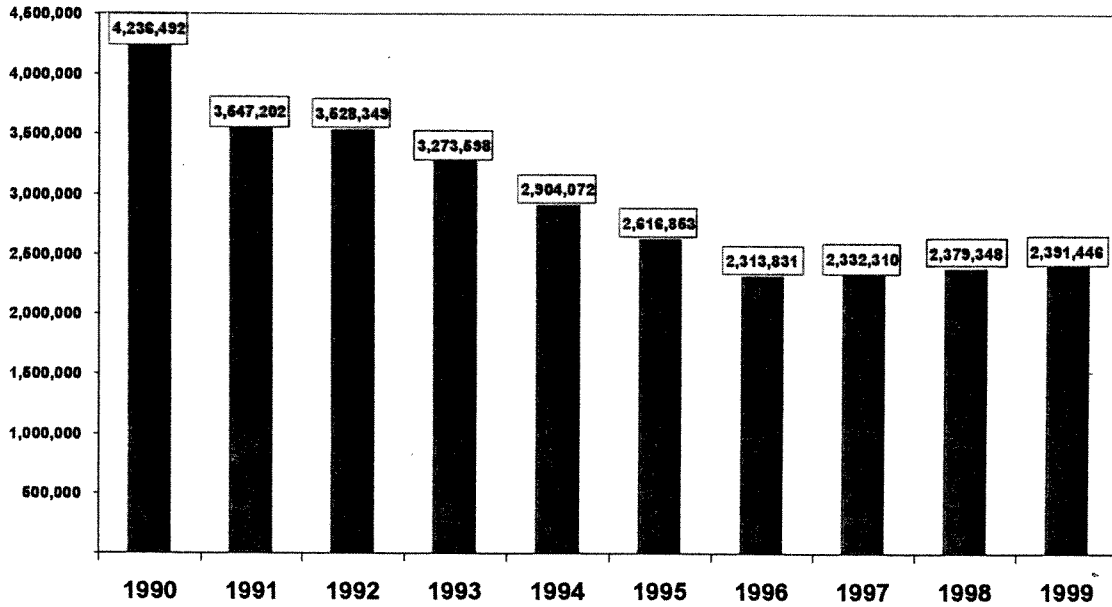




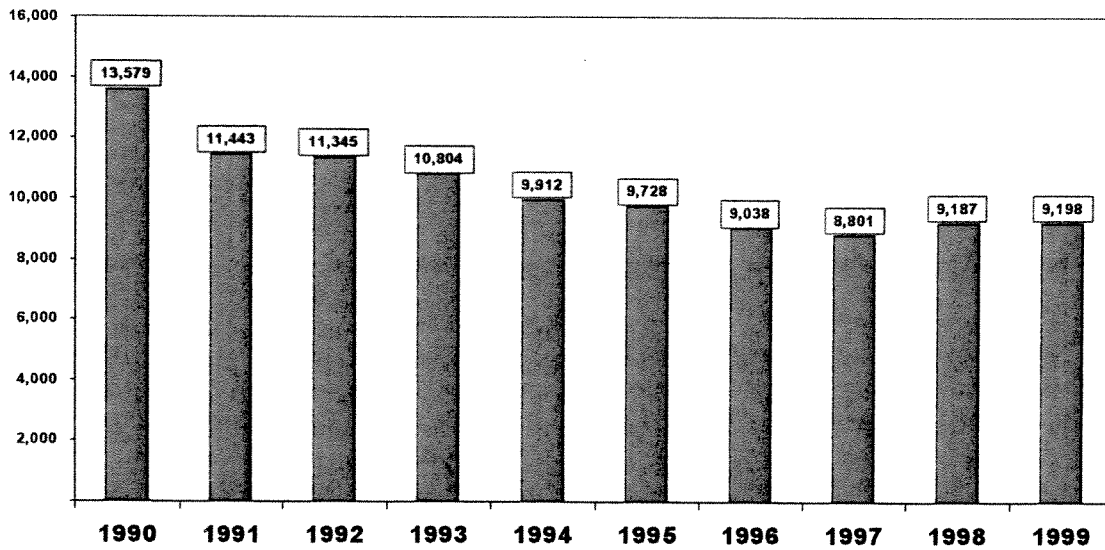
NYRA Attendance

Aqueduct, Belmont, Saratoga

NYRA
Total Annual Attendance



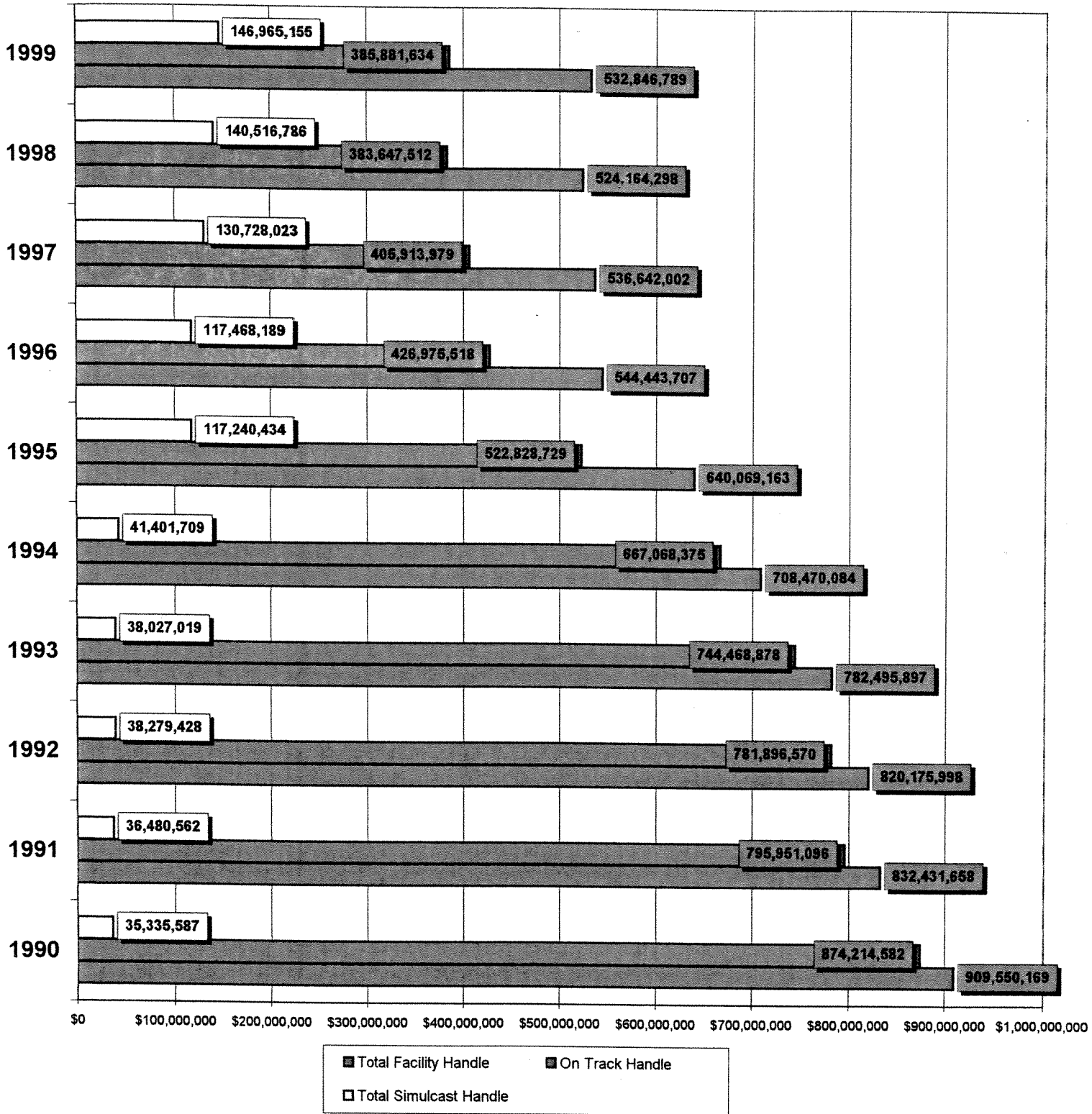
NYRA
Average Daily Attendance






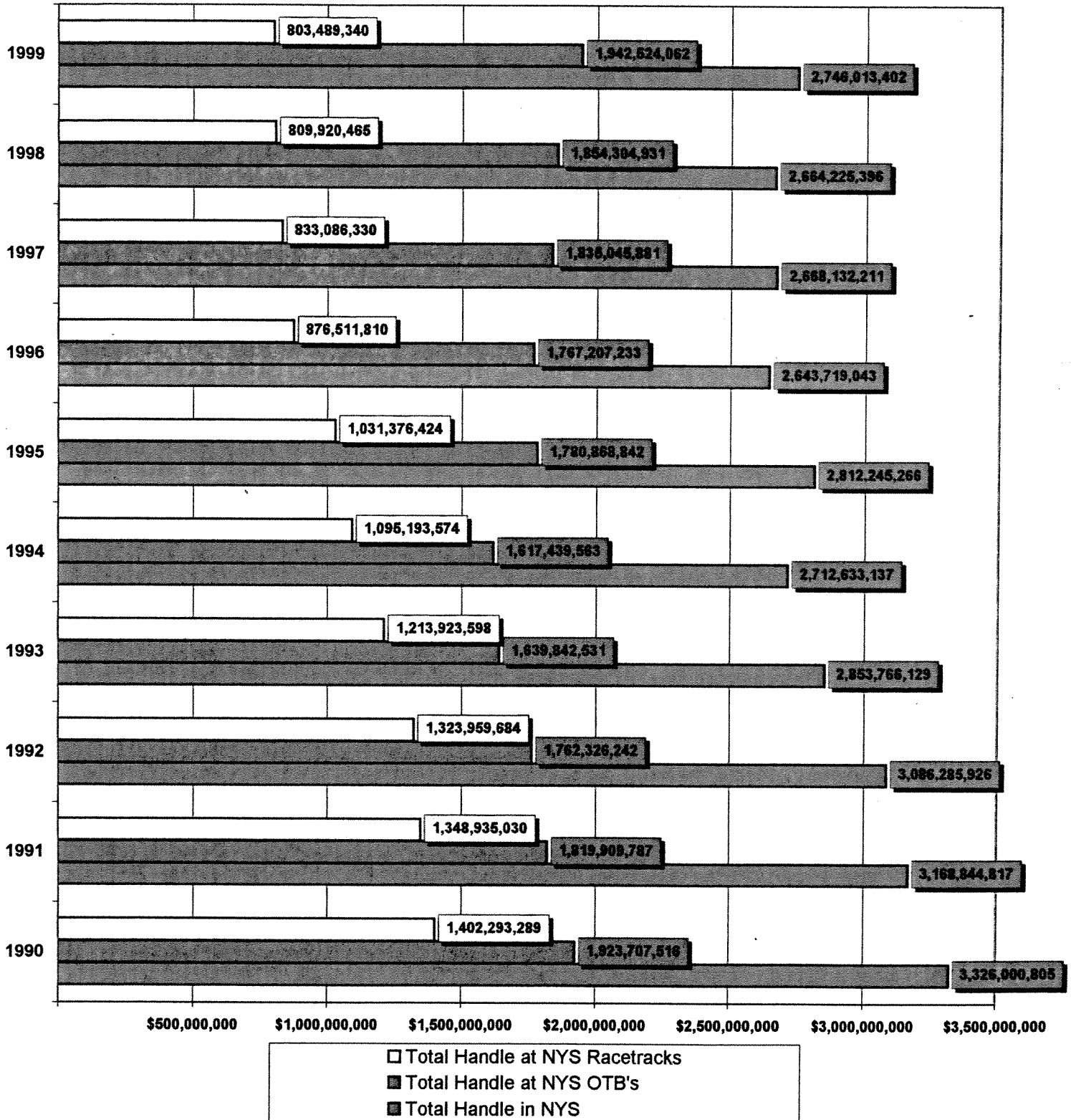
NYRA Total Annual Handles

Aqueduct, Belmont, Saratoga







Total Annual Handles at New York State Tracks and OTB's






Total Annual Handles at New York State Tracks and OTB's In-State vs. Out-of-State Racing





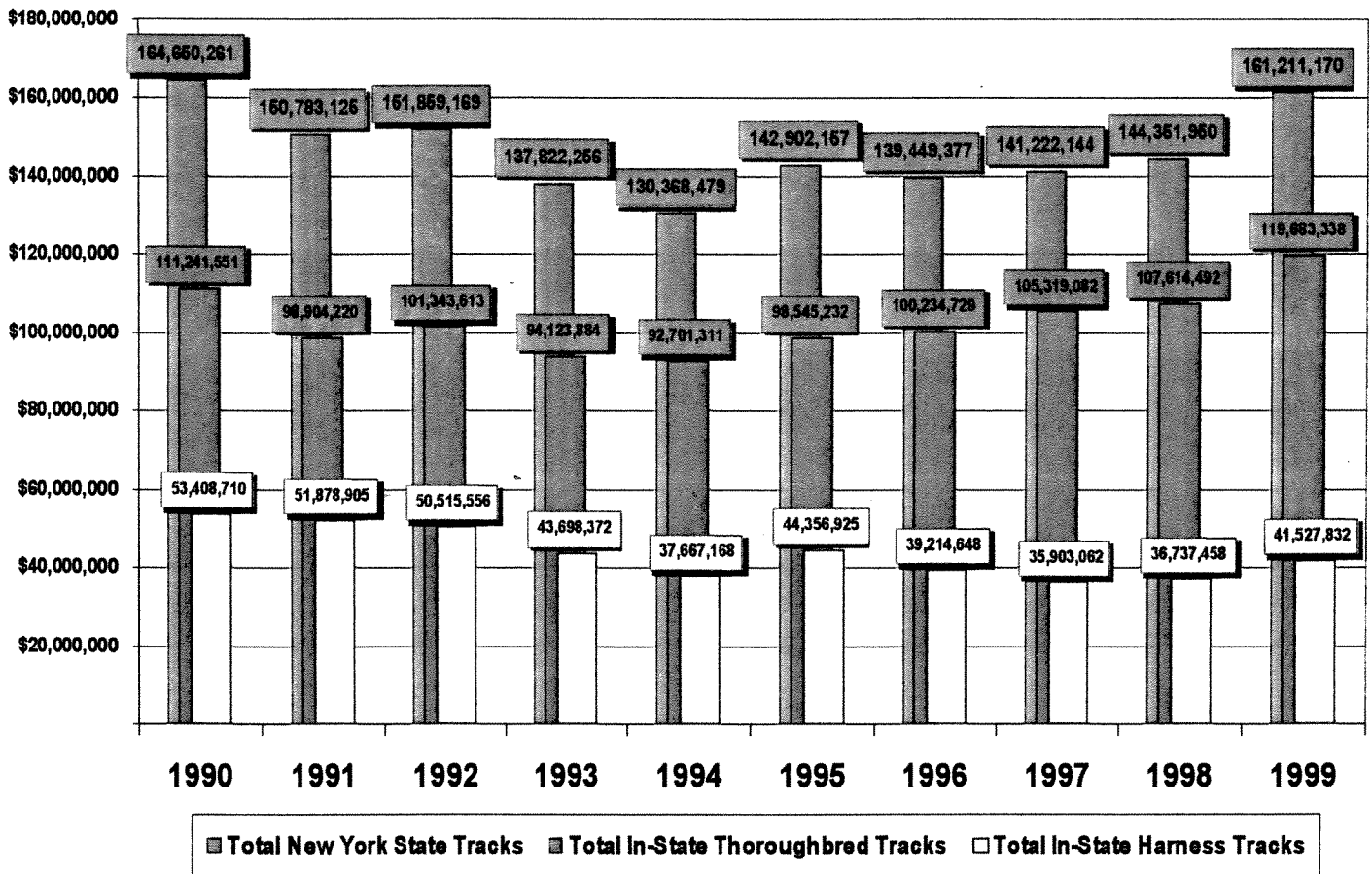
Total OTB Handles In-State and Out-of-State Tracks





Trends: Thoroughbred & Harness Purses 1990 - 1999

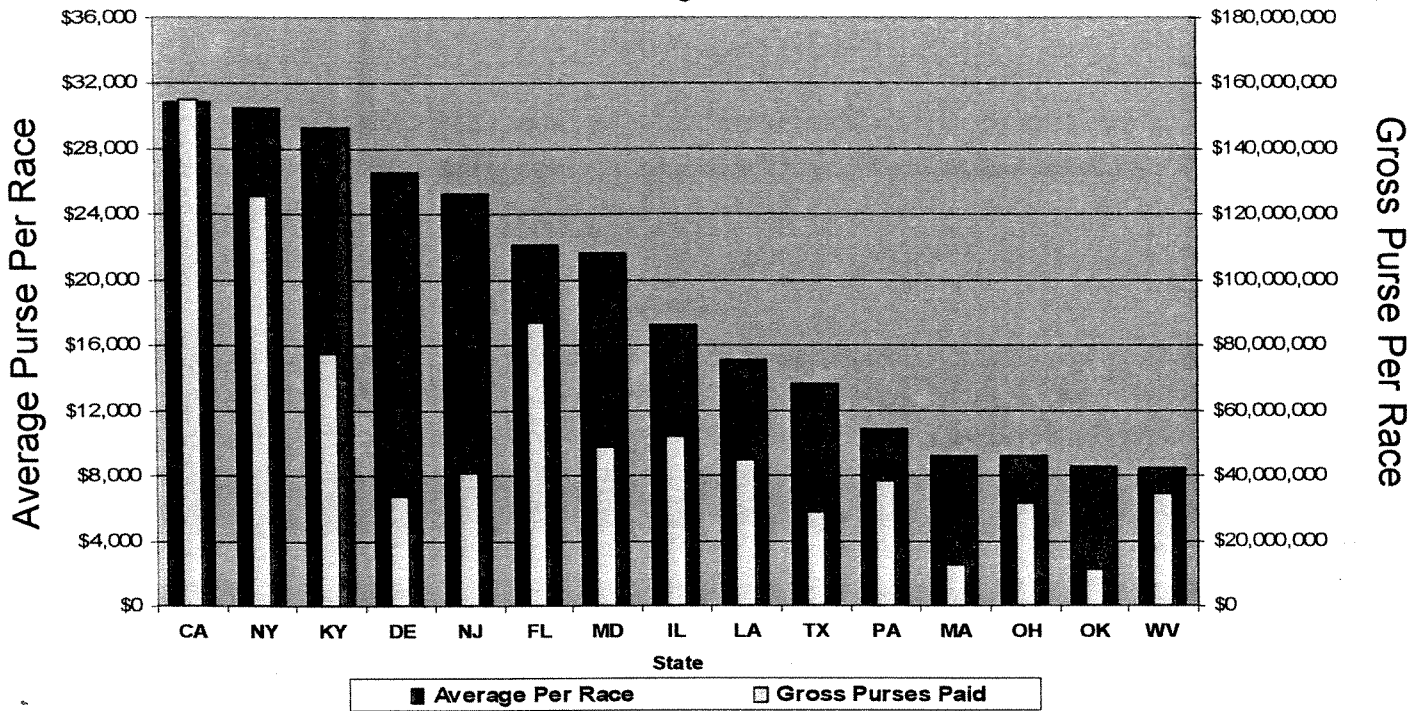
Total Annual Gross Purses Paid at New York State Racetracks



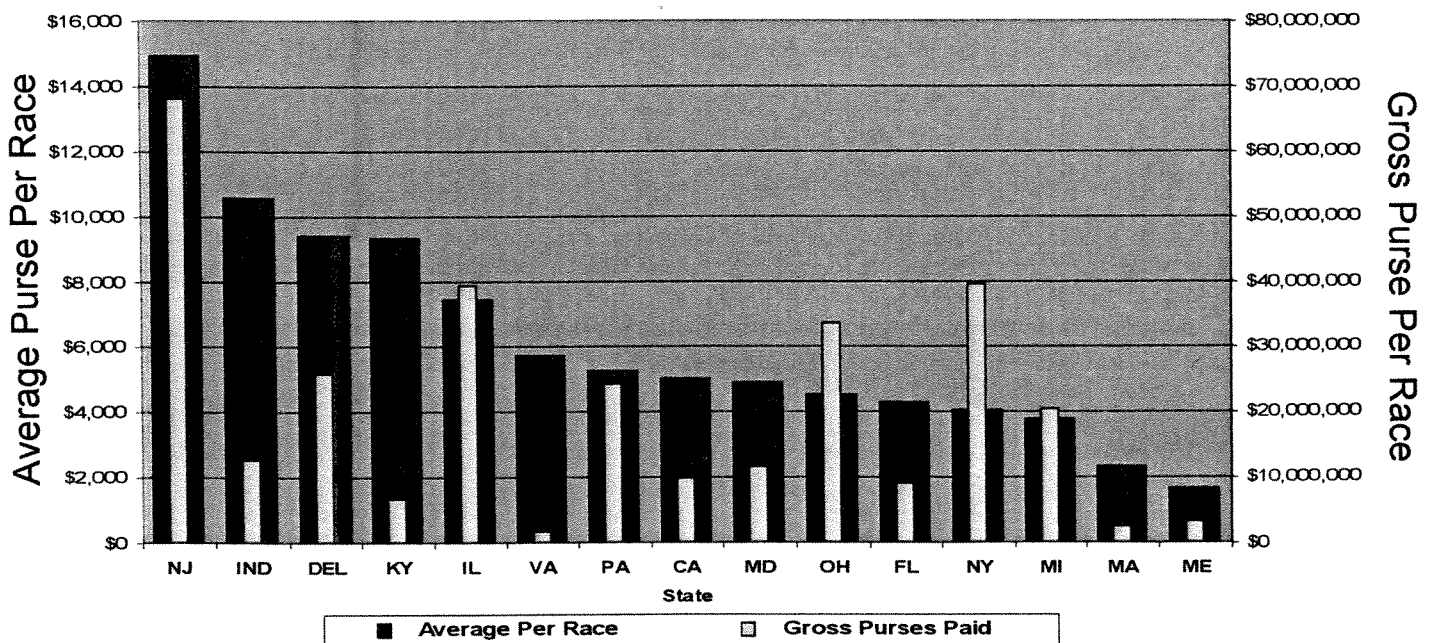



1999 Purses Paid: New York State vs. Nationwide

1999 Purses Paid at Thoroughbred Tracks in the United States



1999 Purses Paid at Harness Tracks in the United States





Thoroughbred Tracks



Photo by Adam Coglianesse

Triple Crown Winners in History

1919 Sir Barton	1946 Assault
1930 Gallant Fox	1948 Citation
1935 Omaha	1973 Secretariat
1937 War Admiral	1977 Seattle Slew
1941 Whirlaway	1978 Affirmed
1943 Count Fleet	

Aqueduct Racetrack

Aqueduct Racetrack
 110-00 Rockaway Blvd.
 Ozone Park, NY 11417



Phone: (718) 641-4700
 Fax: (718) 843-7786

Website Address: <http://www.nyra.com/aqueduct/>

Aqueduct Racetrack, which opened in 1894 in Queens, was rebuilt in 1959. The racetrack is located on Rockaway Boulevard and may be reached from the Van Wyck or from the Belt Parkway.

Size of Track: One and 1/8 mile

Beginning and Ending Dates:

Capacity: Grandstand seating: 14,750
 Clubhouse seating: 2,250

January 1 – March 26
 October 27 – December 31

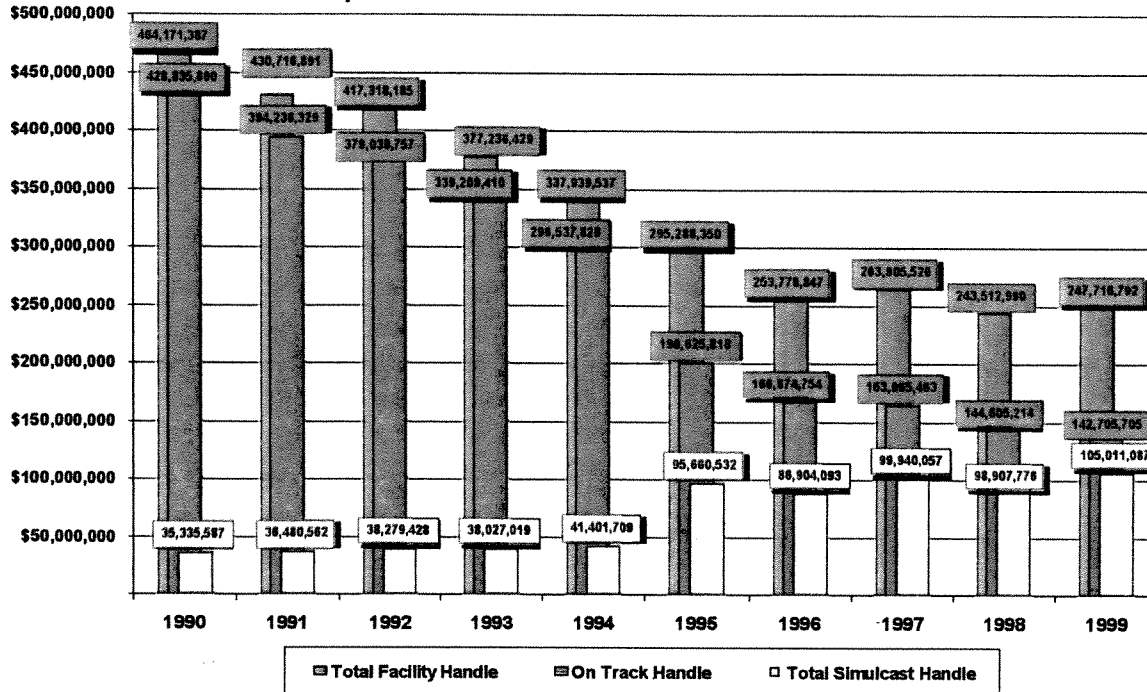
State Racing Official: State Steward: John Joyce

Racing Statistics	1998	1999
Racing Days	135	137
Attendance	754,866	761,873
On Track Handle	\$ 144,605,000	\$ 142,706,000
Simulcasts from NYS Tracks	\$ 26,436,000	\$ 24,730,000
Simulcasts from out of state tracks	\$ 72,472,000	\$ 80,281,000
Total Facility Handle	\$ 243,513,000	\$ 247,717,000
Returned to Bettors	\$ 195,098,000	\$ 198,743,000
Association Fees	\$ 40,106,000	\$ 41,295,000
Breeders Funds	\$ 1,219,000	\$ 1,288,000
State Pari-Mutuel Tax	\$ 7,228,000	\$ 6,694,000
Gross Purses Paid	\$ 39,304,000	\$ 46,887,000

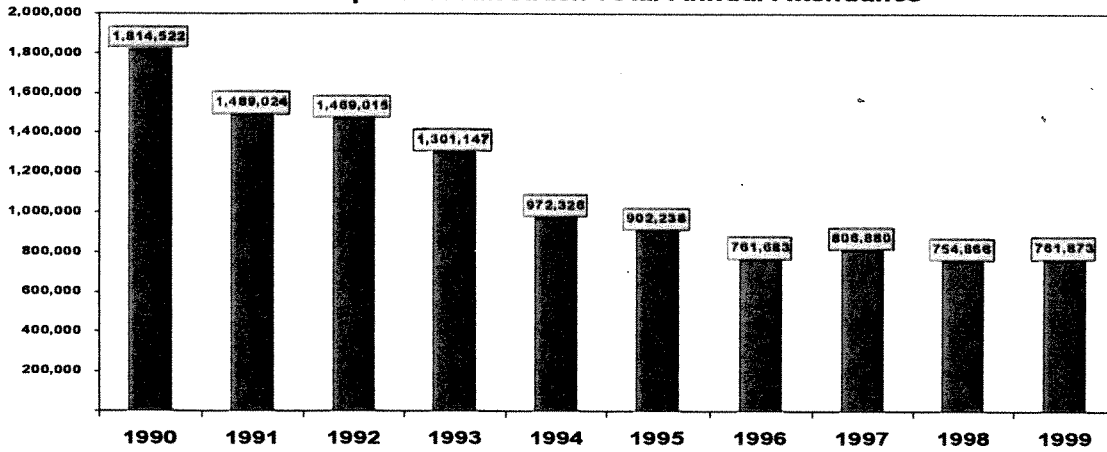
Note: All figures have been rounded

Trends: Handle and Attendance 1990-1999

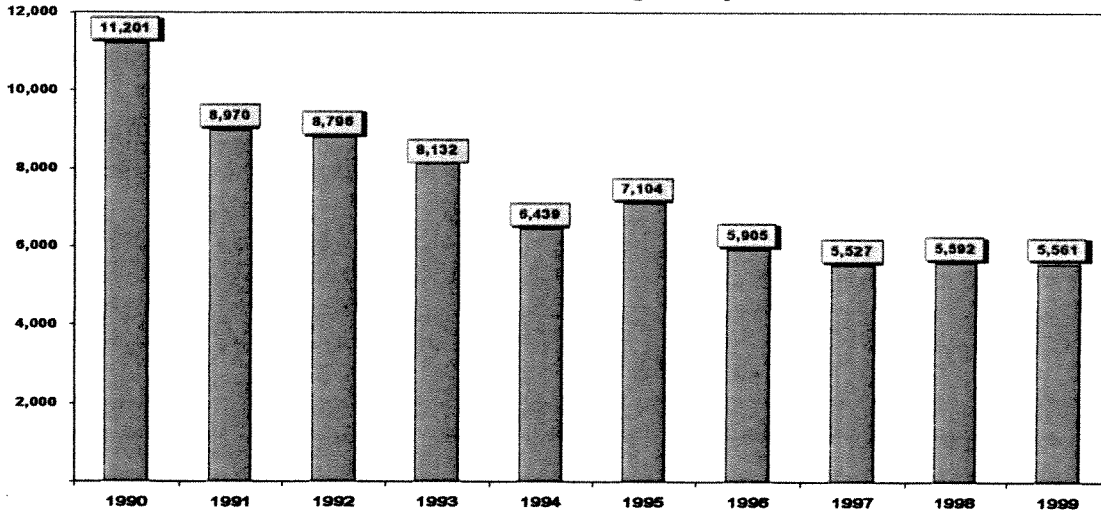
Aqueduct Racetrack Total Annual Handles



Aqueduct Racetrack Total Annual Attendance



Aqueduct Racetrack Average Daily Attendance



Aqueduct Racetrack

Belmont Park

Belmont Park
Hempstead Turnpike
Elmont, New York 11003



Phone: (516) 488-6000
 Fax: (516) 488-6652

Website Address: <http://www.nyra.com/belmont/>

Home of the Belmont Stakes, the third jewel of racing's Triple Crown, Belmont Park was named for August Belmont II. One of the older racetracks in the United States, racing commenced at Belmont Park in 1905. Remodeled in 1968, the track can now accommodate up to 90,000 racing fans.

Size of Track: One and ½ mile

Beginning and Ending Dates:

Capacity: Grandstand seating: 27,041
 Clubhouse seating: 5,900

May 12 – July 25
 September 10 – October 24

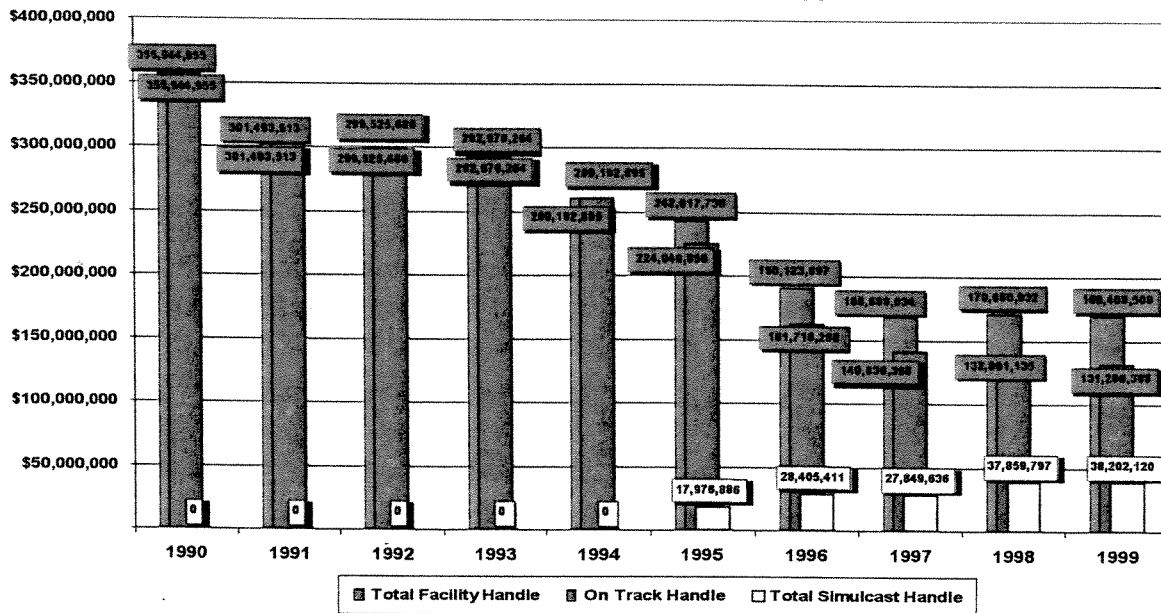
State Racing Official: State Steward: John Joyce

Racing Statistics	1998	1999
Racing Days	88	87
Attendance	736,730	709,357
On Track Handle	\$ 132,801,000	\$ 131,206,000
Simulcasts from NYS Tracks	\$ - 0 -	\$ -0-
Simulcasts from out of state tracks	\$ 37,860,000	\$ 38,202,000
Total Facility Handle	\$ 170,661,000	\$ 169,408,000
Returned to Bettors	\$ 137,275,000	\$ 136,219,000
Association Fees	\$ 27,375,000	\$ 27,036,000
Breeders Funds	\$ 856,000	\$ 893,000
State Pari-Mutuel Tax	\$ 5,467,000	\$ 4,927,000
Gross Purses Paid	\$ 38,256,000	\$ 41,743,000

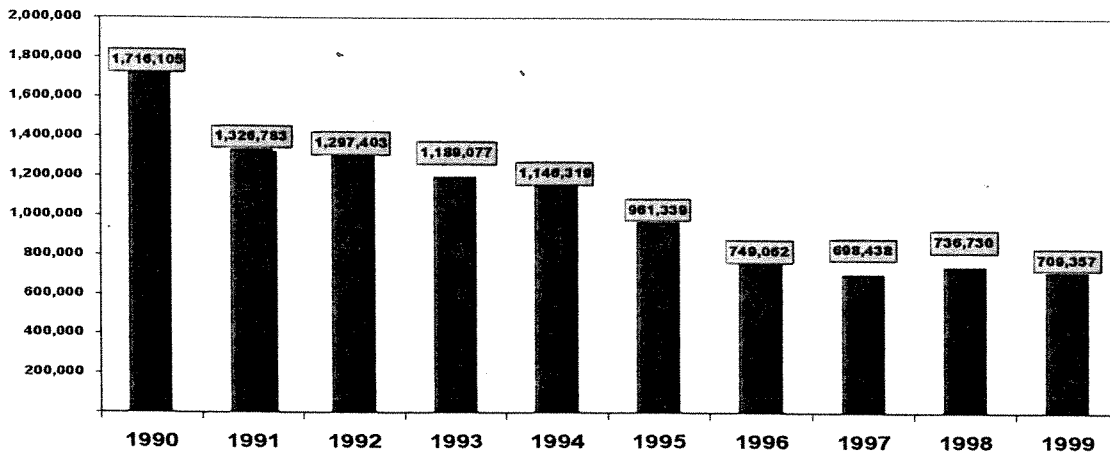
Note: All figures have been rounded

Trends: Handle and Attendance 1990-1999

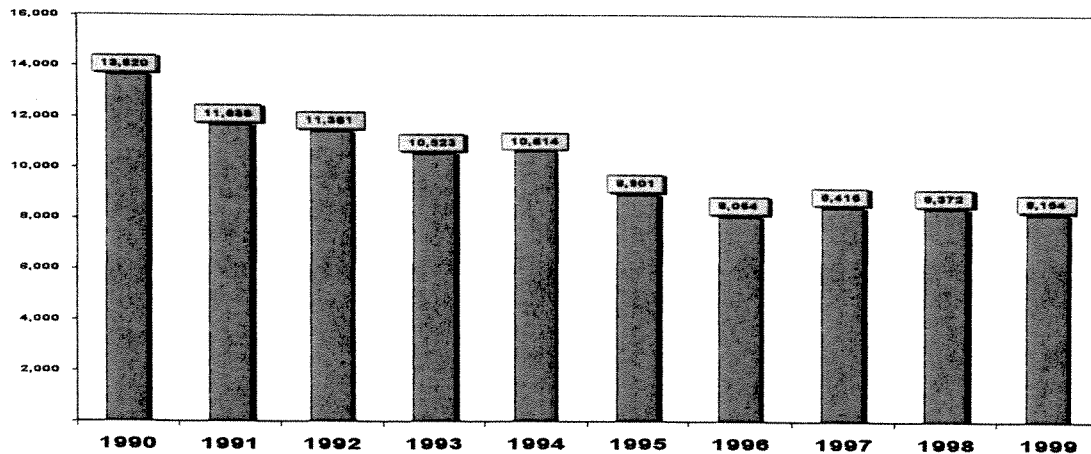
Belmont Park Total Annual Handles



Belmont Park Total Annual Attendance



Belmont Park Average Daily Attendance



Belmont Park

Finger Lakes Racetrack

FINGER LAKES RACETRACK

P.O. Box 25250
Farmington, New York 14425



Phone: (716) 924-3232
Fax: (716) 924-7275

Website address: <http://www.fingerlakesracetrack.com>

Finger Lakes Racetrack is the only thoroughbred track operated by a for-profit corporation in New York State. Currently owned by Delaware-North Incorporated and operated by the Finger Lakes Racing Association, the track opened in 1962. Located in central New York near Rochester, Finger Lakes may be reached by taking Exit 44 of the New York State Thruway to Routes 332 and 96.

Size of Track: One Mile

Beginning and Ending Dates:

Capacity: Grandstand seating: 4,000
Clubhouse seating: 2,000

April 2 – November 30

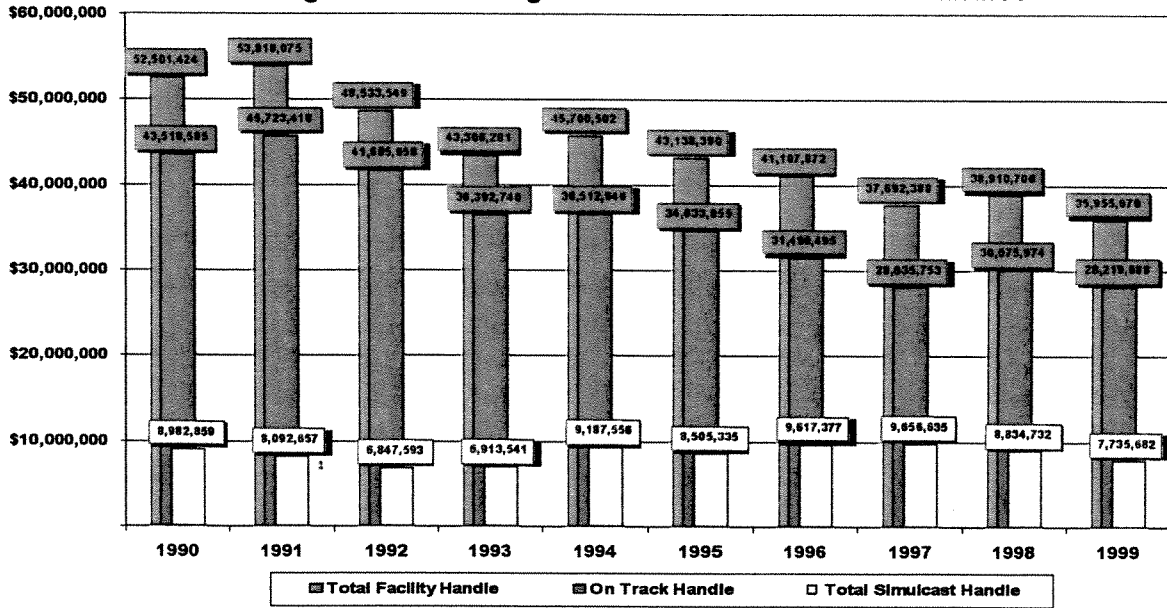
State Racing Official: State Steward: Stuart Rainey

Racing Statistics	1998	1999
Racing Days	170	176
Attendance	260,528	252,342
On Track Handle	\$ 30,076,000	\$ 28,220,000
Simulcasts from NYS Tracks	\$ 4,521,000	\$ 4,336,000
Simulcasts from Out-of-State tracks	\$ 4,314,000	\$ 3,400,000
Total Facility Handle	\$ <u>38,911,000</u>	\$ <u>35,956,000</u>
Returned to Bettors	\$ 30,626,000	\$ 28,569,000
Association Fees	\$ 7,701,000	\$ 6,840,000
Breeders Funds	\$ 193,000	\$ 180,000
State Pari-Mutuel Tax	\$ 392,000	\$ 369,000
Gross Purses Paid	\$ 13,235,000	\$ 12,063,000

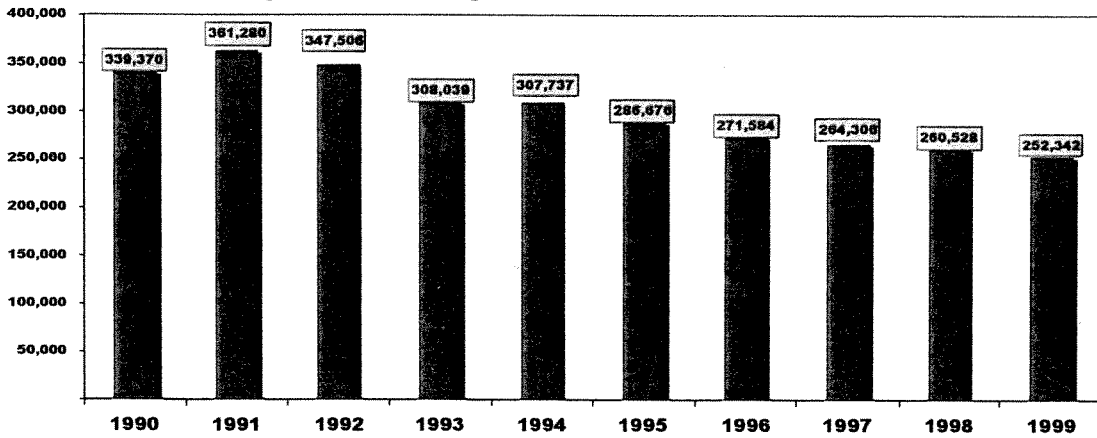
Note: All figures have been rounded

Trends: Handle and Attendance 1990-1999

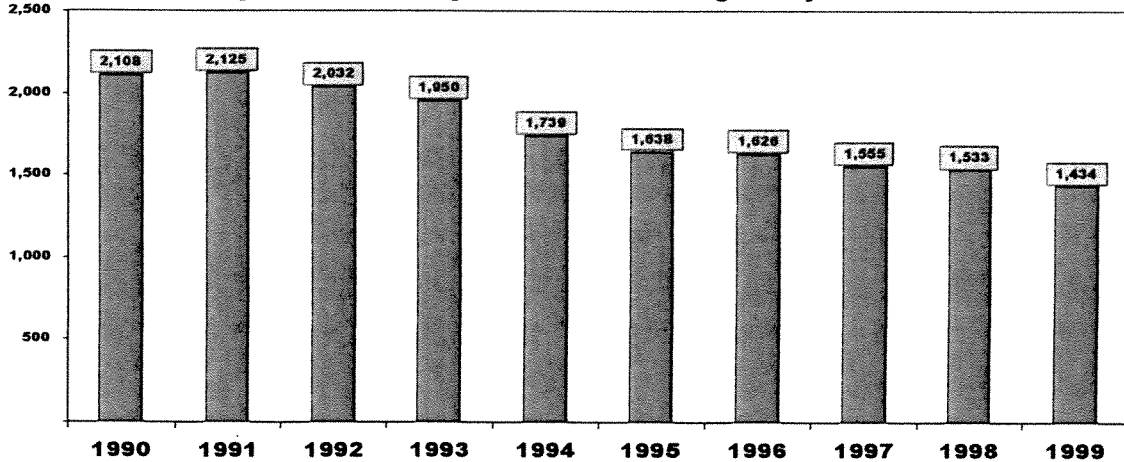
Finger Lakes Racing Association Total Annual Handles



Finger Lakes Racing Association Total Annual Attendance



Finger Lakes Racing Association Average Daily Attendance



Finger Lakes Racetrack

Saratoga Race Course

Saratoga Race Course
Union Avenue
Saratoga Springs, NY 12866

Phone: (518) 584-6200
 Fax: (518) 488-6652



Website Address: <http://www.nyra.com/saratoga/>

Home of the Grade I Travers Stakes, Saratoga is the oldest functioning race track in the country, with horse racing being inaugurated in 1863. Located in the City of Saratoga Springs, the track is on Union Avenue just off Exit 14 of the Northway (Route 87).

Size of Track: One and 1/8 mile

Beginning and Ending Dates:

Capacity: Grandstand seating: 15,700
 Clubhouse seating: 2,250

July 28 – September 6

State Racing Official:

State Steward:

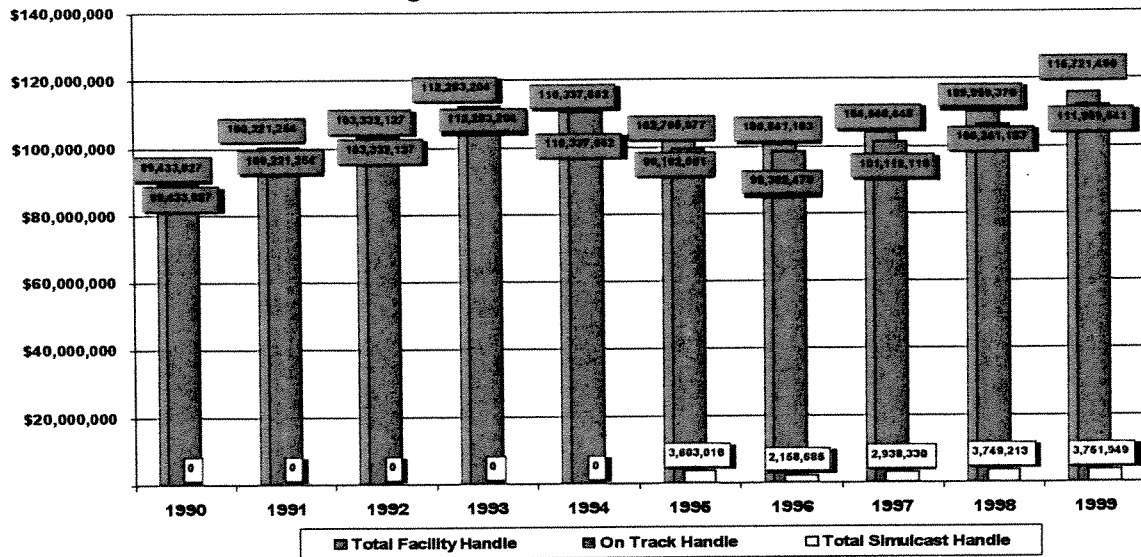
John Joyce

Racing Statistics	1998	1999
Racing Days	36	36
Attendance	887,752	920,216
On Track Handle	\$ 106,241,000	\$ 111,969,000
Simulcasts from NYS Tracks	\$ - 0 -	\$ -0-
Simulcasts from out of state tracks	\$ 3,749,000	\$ 3,752,000
Total Facility Handle	\$ 109,990,000	\$ 115,721,000
Returned to Bettors	\$ 88,438,000	\$ 93,056,000
Association Fees	\$ 17,005,000	\$ 17,856,000
Breeders Funds	\$ 552,000	\$ 581,000
State Pari-Mutuel Tax	\$ 4,040,000	\$ 4,273,000
Gross Purses Paid	\$ 16,615,000	\$ 18,990,000

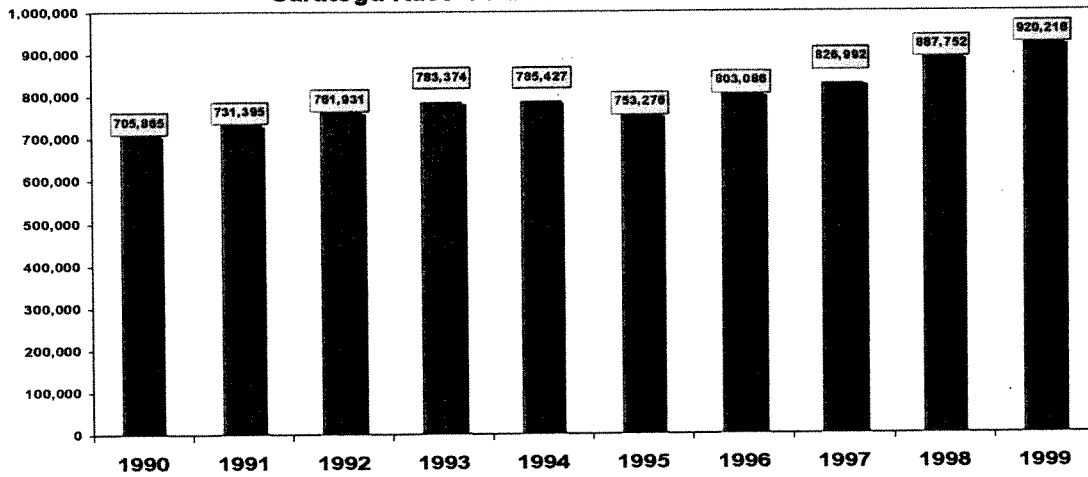
Note: All figures have been rounded

Trends: Handle and Attendance 1990-1999

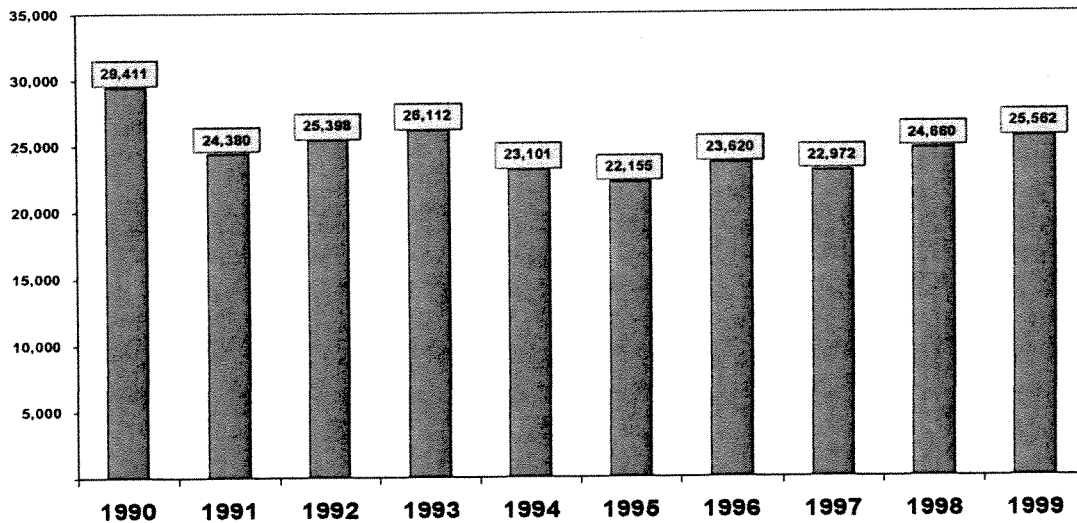
Saratoga Race Course Total Annual Handles




Saratoga Race Course Total Annual Attendance




Saratoga Race Course Average Daily Attendance



Saratoga Race Course



Harness Tracks



Pacing Triple Crown Winners

1959 Adios Butler
1965 Bret Hanover
1966 Romeo Hanover
1968 Rum Customer
1970 Most Happy Fella
1980 Niatross
1983 Ralph Hanover
1997 Western Dreamer
1999 Blissful Hall

Trotting Triple Crown Winners

1955 Scott Frost
1963 Speedy Scot
1964 Ayres
1968 Nevele Pride
1969 Lindy's Pride
1972 Super Bowl

Buffalo Raceway

Buffalo Trotting Association Inc.
P.O. Box 38
Hamburg, New York 14075



Phone: (716) 649-1280
 Fax: (716) 649-0033

Website Address: <http://www.buffaloraceway.com>

Buffalo is operated by the Erie County Agricultural Society. Located in the Town of Hamburg on the McKinley Parkway, the Raceway is situated 12 miles south of Buffalo.

Size of Track: One half mile

Beginning and Ending Dates:

Capacity: Grandstand seating: 5,000
 Clubhouse seating: 700

January 28 - December 16

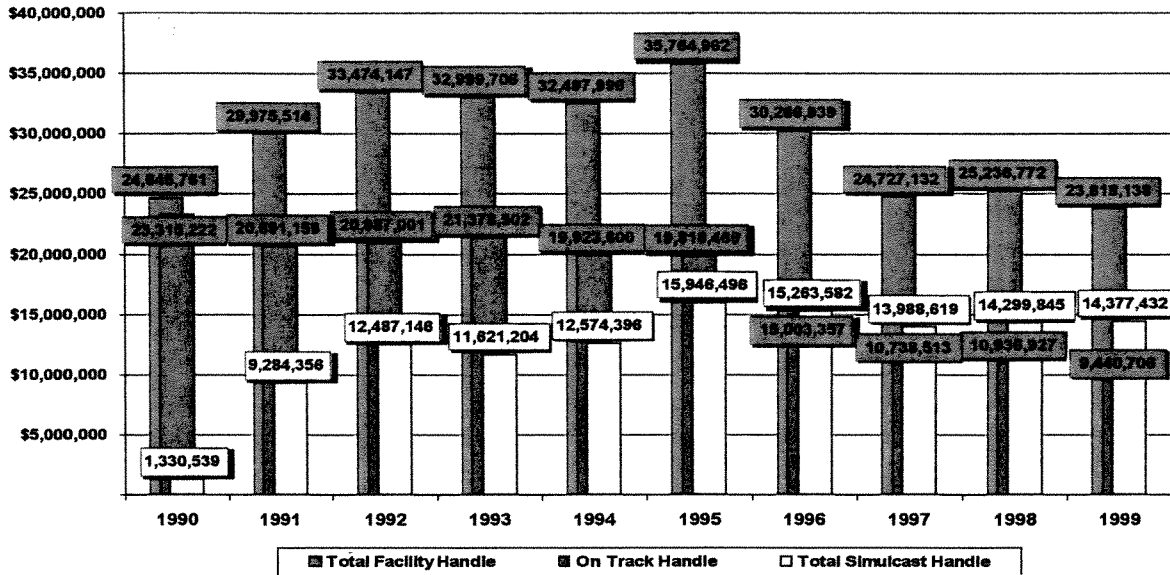
State Racing Official: Presiding Judge: Arthur Gray

Racing Statistics	1998	1999
Racing Days	168	173
Attendance	131,410	120,008
On Track Handle	\$ 10,937,000	\$ 9,441,000
Simulcasts from NYS Tracks	\$ 5,041,000	\$ 5,014,000
Simulcasts from out of state tracks	\$ 9,259,000	\$ 9,363,000
Total Facility Handle	\$ <u>25,237,000</u>	\$ <u>23,818,000</u>
Returned to Bettors	\$ 19,786,000	\$ 18,674,000
Association Fees	\$ 4,970,000	\$ 4,682,000
Breeders Funds	\$ 216,000	\$ 200,000
State Pari-Mutuel Tax	\$ 268,000	\$ 264,000
Gross Purses Paid	\$ 4,398,000	\$ 4,424,000

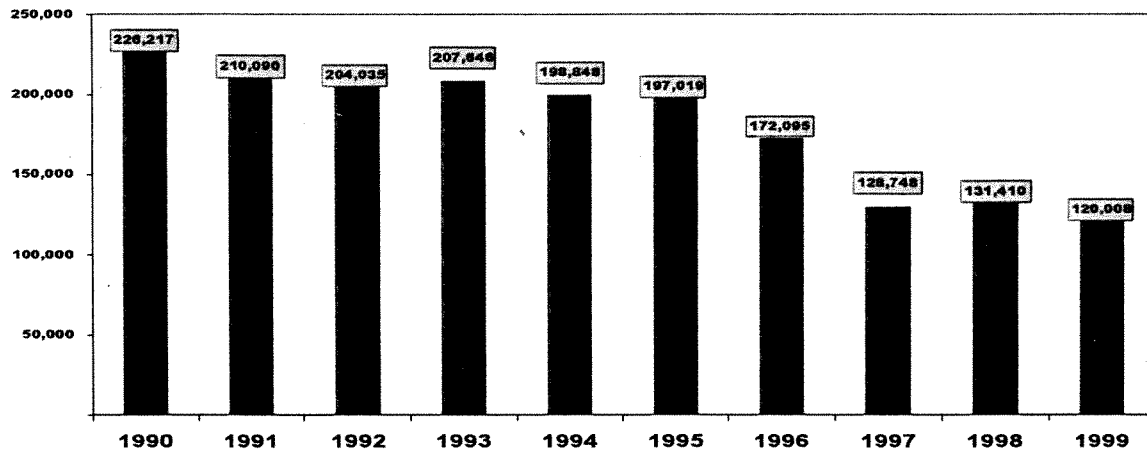
Note: All figures have been rounded

Trends: Handle and Attendance 1990-1999

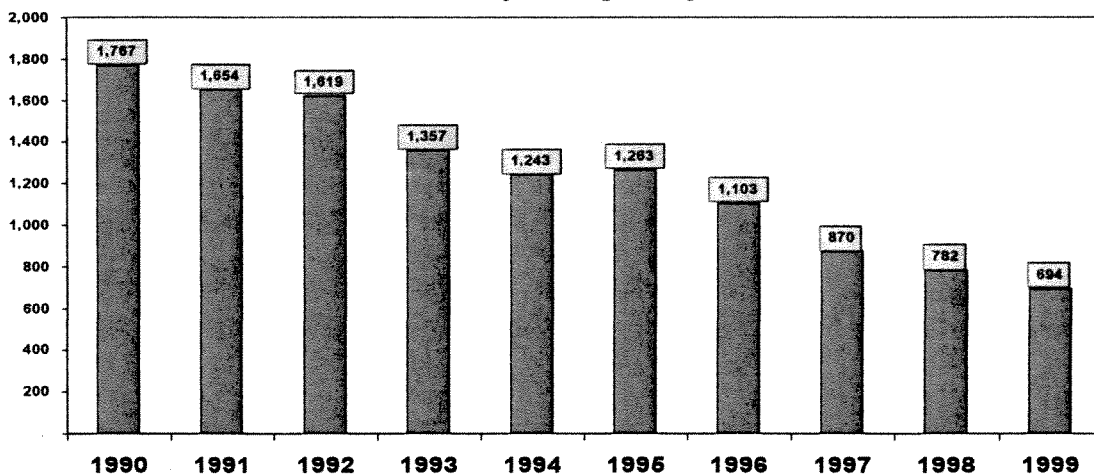
Buffalo Raceway Total Annual Handles



Buffalo Raceway Total Annual Attendance



Buffalo Raceway Average Daily Attendance



Buffalo Raceway

Monticello Raceway

**MONTICELLO RACEWAY MANAGEMENT
INCORPORATED**
Monticello, New York 12701

Phone: (914) 794-4100
Fax: (914) 794-4110

Website Address:
<http://www.monticelloraceway.com>



Monticello Raceway, located in Sullivan County, first opened for racing in 1958. The Raceway may be reached via Routes 17 and 17-B.

Size of Track: Half mile oval

Beginning and Ending Dates:

Capacity: Grandstand seating: 5,000
Clubhouse seating: 600

January 2-December 31

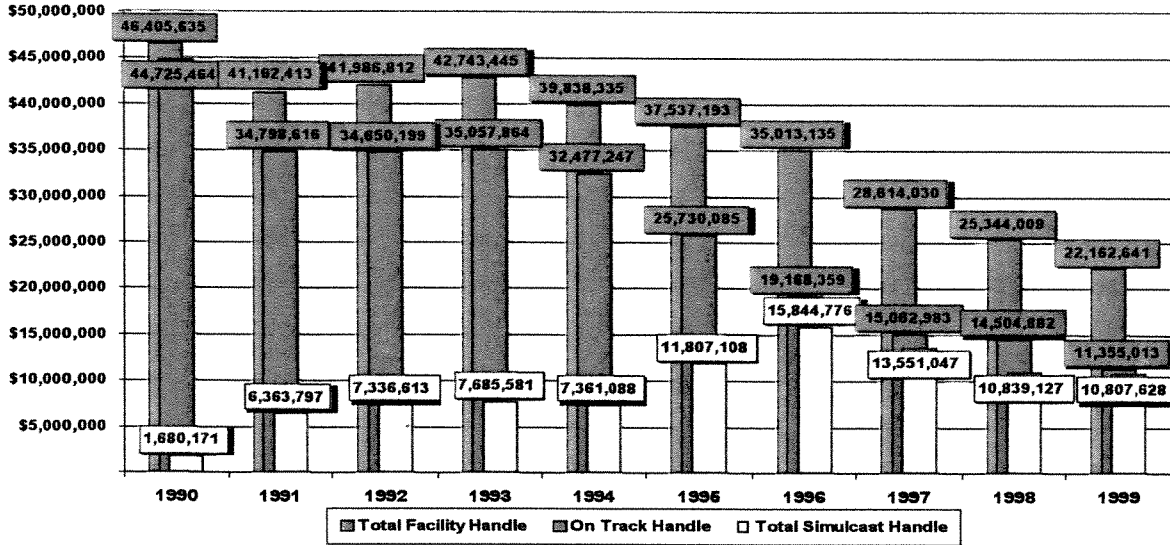
State Racing Official: Presiding Judge: Robert C. Haughton

Racing Statistics	<u>1998</u>	<u>1999</u>
Racing Days	221	216
Attendance	102,308	76,891
On Track Handle	\$ 14,505,000	\$ 11,355,000
Simulcasts from NYS Tracks	\$ 4,811,000	\$ 5,480,000
Simulcasts from out of state tracks	\$ 6,028,000	\$ 5,328,000
Total Facility Handle	\$ <u>25,344,000</u>	\$ <u>22,163,000</u>
Returned to Bettors	\$ 19,889,000	\$ 17,409,000
Association Fees	\$ 4,982,000	\$ 4,757,000
Breeders Funds	\$ 229,000	\$ 189,000
State Pari-Mutuel Tax	\$ 249,000	\$ 236,000
Gross Purses Paid	\$ 4,973,000	\$ 4,889,000

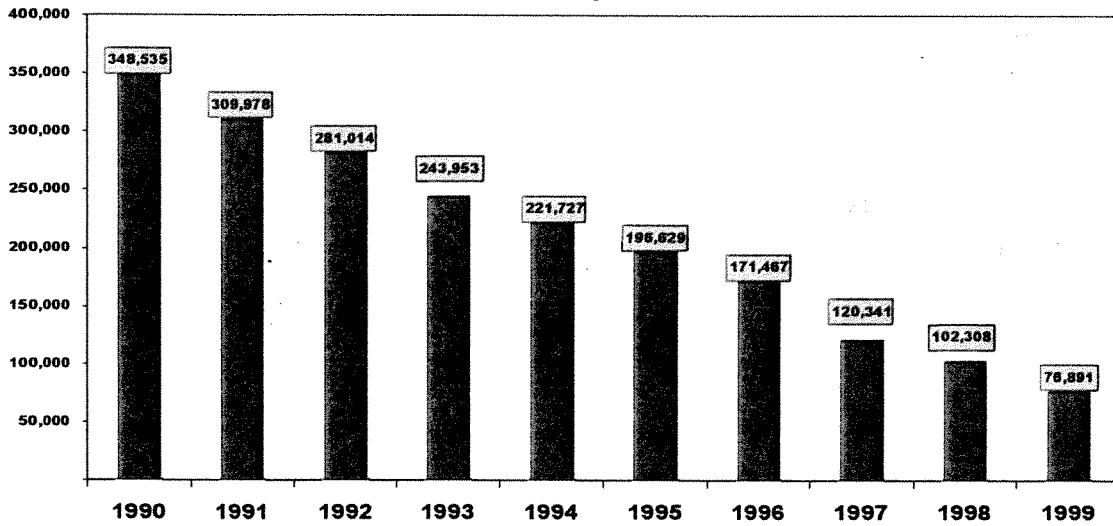
Note: All figures have been rounded

Trends: Handle and Attendance 1990-1999

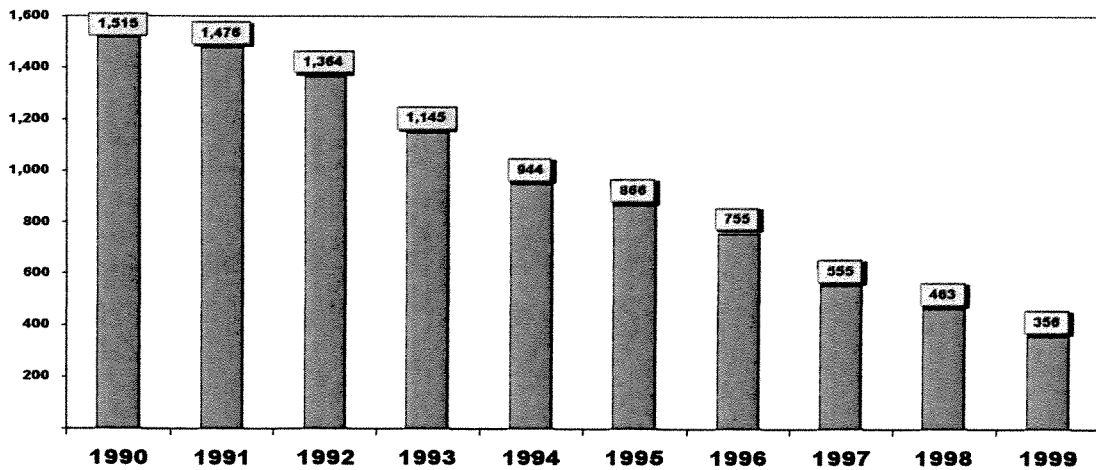
Monticello Raceway Total Annual Handles



Monticello Raceway Total Annual Attendance



Monticello Raceway Average Daily Attendance



Monticello Raceway

Saratoga Harness Racing, Inc.

P.O. Box 356
Saratoga Springs, NY 12866

Phone: (518) 584-2110
Fax: (518) 583-0995

Saratoga Equine Sports Center, which opened for harness racing in 1941, is currently owned and operated by the Saratoga Harness Racing, Inc. Located off of exit 13N of Interstate 87, the track is in the city of Saratoga Springs, two miles from downtown Saratoga on Nelson Avenue.

SARATOGA



EQUINE
SPORTS
CENTER



Racing Since 1941

Size of Track: Half mile oval

Beginning and Ending Dates:

Capacity: Grandstand seating: 2,000
Clubhouse seating: 1,700

February 14 - November 24

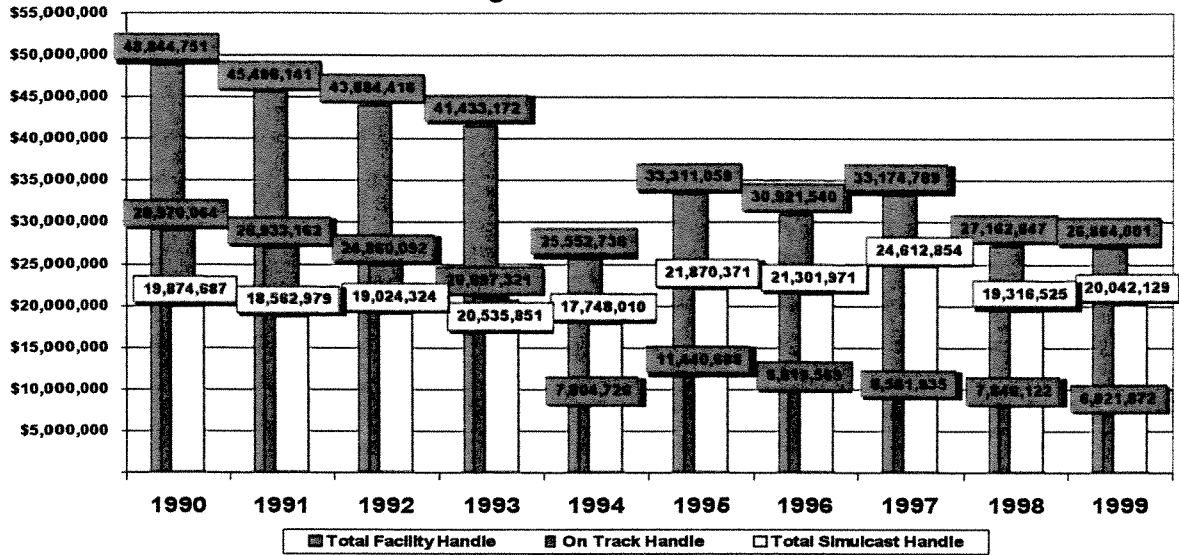
State Racing Official: Presiding Judge: Peter Russo

Racing Statistics	<u>1998</u>	<u>1999</u>
Racing Days	141	139
Attendance	132,232	111,802
On Track Handle	\$ 7,846,000	\$ 6,822,000
Simulcasts from NYS Tracks	\$ 9,565,000	\$ 9,286,000
Simulcasts from out of state tracks	\$ 9,752,000	\$ 10,756,000
Total Facility Handle	\$ <u>27,163,000</u>	\$ <u>26,864,000</u>
Returned to Bettors	\$ 21,545,000	\$ 21,307,000
Association Fees	\$ 5,069,000	\$ 5,022,000
Breeders Funds	\$ 206,000	\$ 202,000
State Pari-Mutuel Tax	\$ 345,000	\$ 337,000
Gross Purses Paid	\$ 3,506,000	\$ 3,248,000

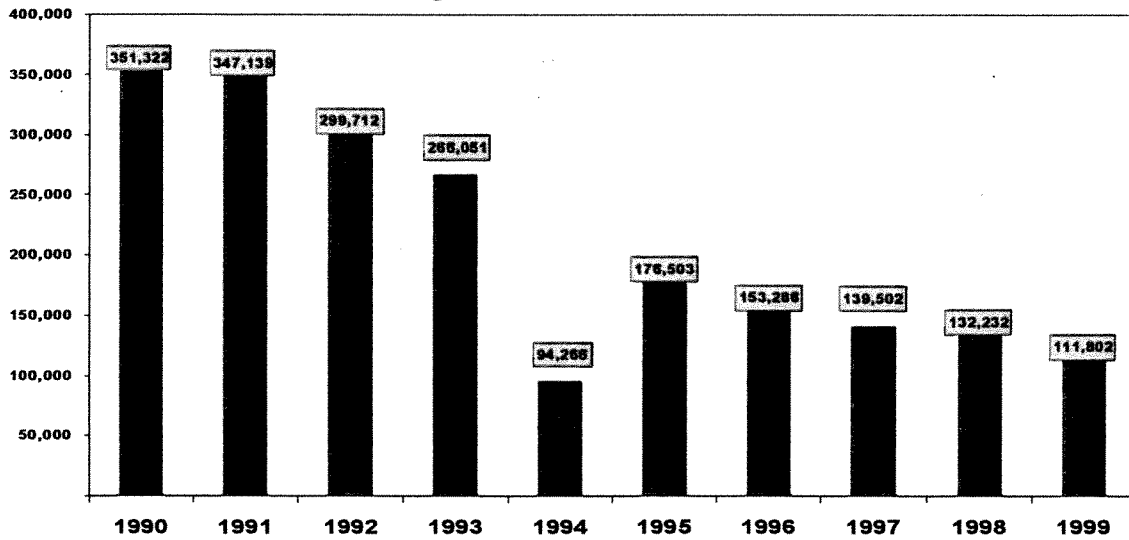
Note: All figures have been rounded

Trends: Handle and Attendance 1990-1999

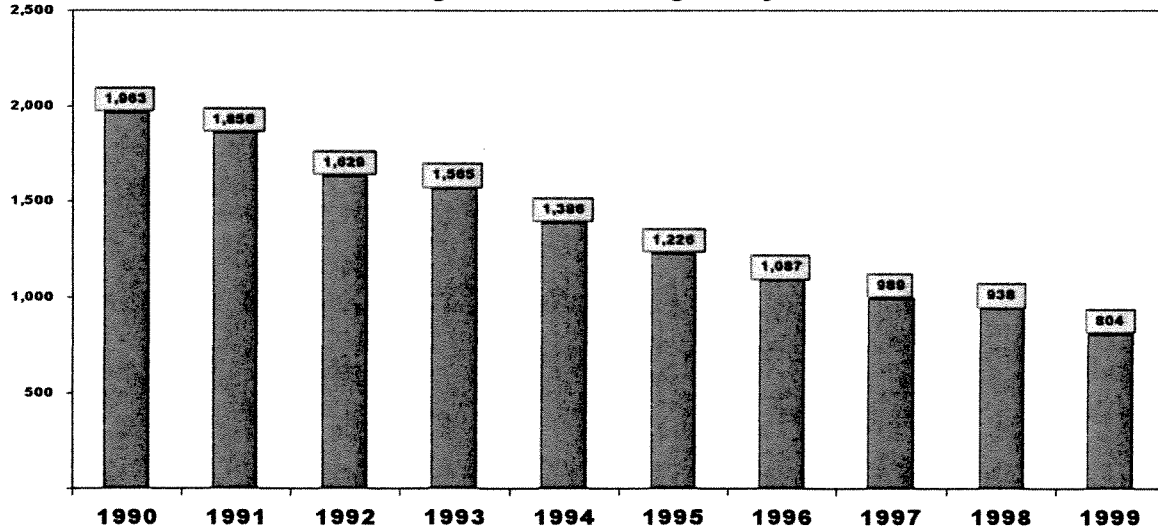
Saratoga Harness Total Annual Handles



Saratoga Harness Total Annual Attendance



Saratoga Harness Average Daily Attendance



Saratoga Equine Sports

Syracuse Mile

Syracuse Mile
New York State Fairgrounds
Syracuse, New York 13209

Phone: (315) 487- 7711



Syracuse Mile

This meet, which is jointly conducted by the Mid-State Raceway, Inc. and Buffalo Trotting Association, Inc., operates two weekends in August for a total of five days. The racetrack is located on the State Fairgrounds in Syracuse, off I-90 exit 36.

Size of Track: One mile

Beginning and Ending Dates:

Capacity: Grandstand seating: 16,000

August 5 - August 13

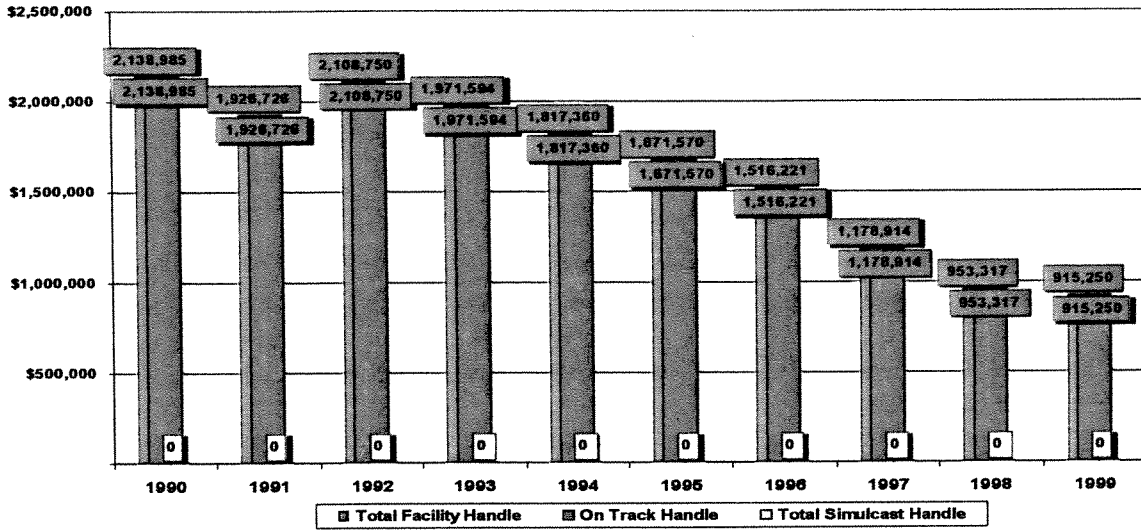
State Racing Official: Presiding Judge: Arthur Wenerowicz

Racing Statistics	1998	1999
Racing Days	6	6
Attendance	9,592	9,318
On Track Handle	\$ 953,317	\$ 915,000
Simulcasts from NYS Tracks	\$ - 0 -	\$ -0-
Simulcasts from out of state tracks	\$ - 0 -	\$ -0-
Total Facility Handle	\$ <u>953,317</u>	\$ <u>915,000</u>
Returned to Bettors	\$ 745,000	\$ 715,000
Association Fees	\$ 192,000	\$ 185,000
Breeders Funds	\$ 10,000	\$ 9,000
State Pari-Mutuel Tax	\$ 7,000	\$ 7,000
Gross Purses Paid	\$ 945,000	\$ 913,000

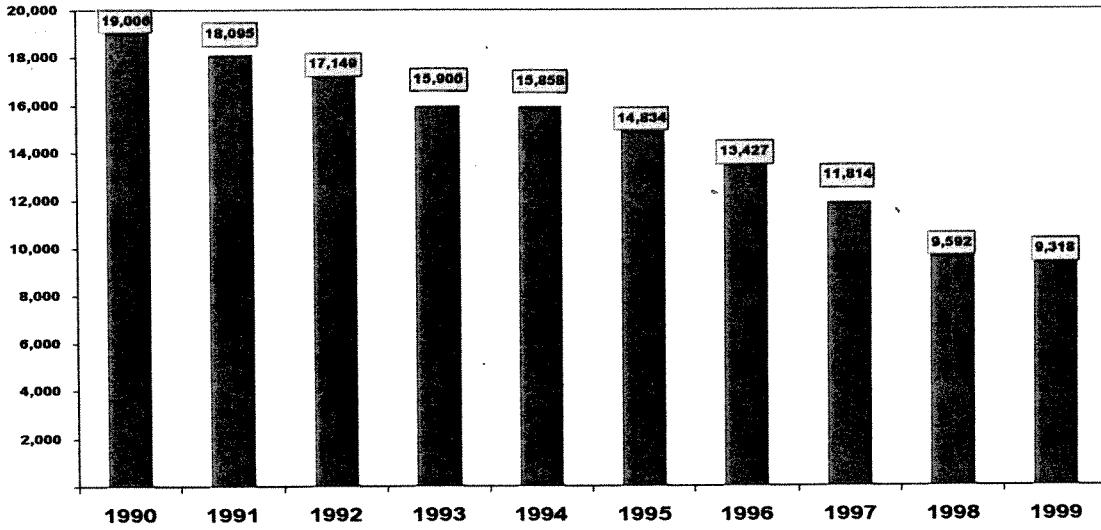
Note: All figures have been rounded

Trends: Handle and Attendance 1990-1999

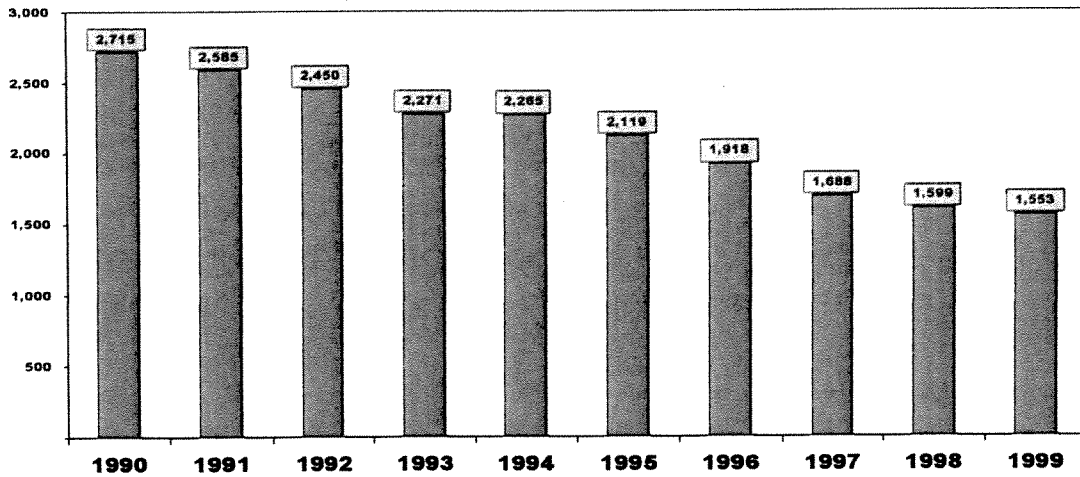
Syracuse Mile Total Annual Handles



Syracuse Mile Total Annual Attendance




Syracuse Mile Average Daily Attendance



Syracuse Mile

Vernon Downs

Vernon Downs
 Mid-State Raceway, Inc.
 P.O. Box 860
 Vernon, New York 13476-0860



Phone: (315) 829-2201
 Fax: (315) 829-4384

Website Address: <http://www.vernondowns.com/>

Vernon Downs is owned and operated by the Mid-State Raceway, Inc. The track, which opened for racing in 1953, is located in Vernon, Oneida County, just off Route 5 and the New York State Thruway at exit 33.

Size of Track: ¾ mile oval with
 ¼ mile starting chute

Beginning and Ending Dates:

Capacity: Grandstand seating: 1,700
 Clubhouse seating: 1,400

April 28 - November 11

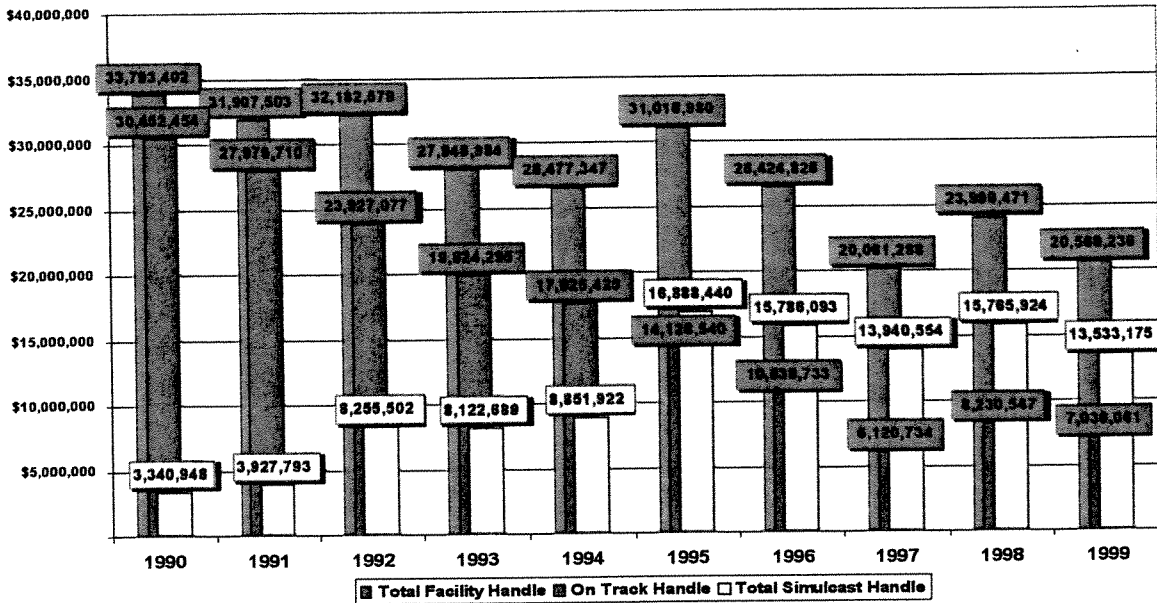
State Racing Official: Presiding Judge: Anthony Stellone

Racing Statistics	1998	1999
Racing Days	122	114
Attendance	183,946	152,068
On Track Handle	\$ 8,231,000	\$ 7,036,000
Simulcasts from NYS Tracks	\$ 6,824,000	\$ 5,174,000
Simulcasts from out of state tracks	\$ 8,942,000	\$ 8,359,000
Total Facility Handle	\$ 23,997,000	\$ 20,569,000
Returned to Bettors	\$ 18,849,000	\$ 16,148,000
Association Fees	\$ 4,653,000	\$ 4,001,000
Breeders Funds	\$ 221,000	\$ 187,000
State Pari-Mutuel Tax	\$ 292,000	\$ 245,000
Gross Purses Paid	\$ 2,422,000	\$ 2,521,000

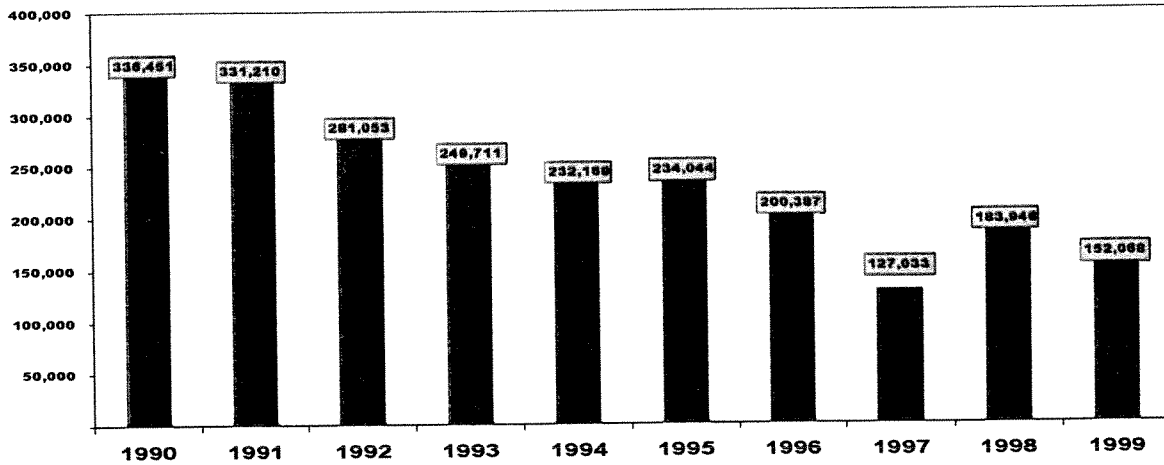
Note: All figures have been rounded

Trends: Handle and Attendance 1990-1999

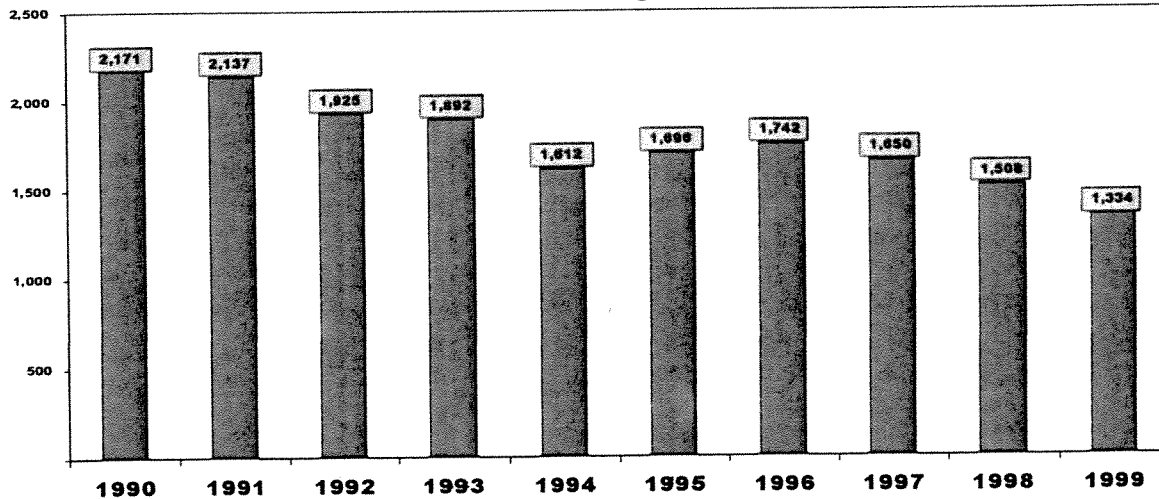
Vernon Downs Total Annual Handles



Vernon Downs Total Annual Attendance



Vernon Downs Average Daily Attendance



Vernon Downs

Yonkers Raceway

Yonkers Raceway
Yonkers Racing Corporation
Yonkers, New York 10704

Phone: (914) 968-4200
 Fax: (914) 968-4479



Yonkers Raceway, owned by the Rooney family of Pittsburgh, Pennsylvania, opened in 1950. With the closing of Roosevelt Raceway in 1988, Yonkers increased its racing dates so that the track runs throughout the year. The Raceway is located on Central Avenue in Yonkers.

Size of Track: One-half mile oval

Beginning and Ending Dates:

Capacity: Clubhouse seating 6,200

January 1 - December 31

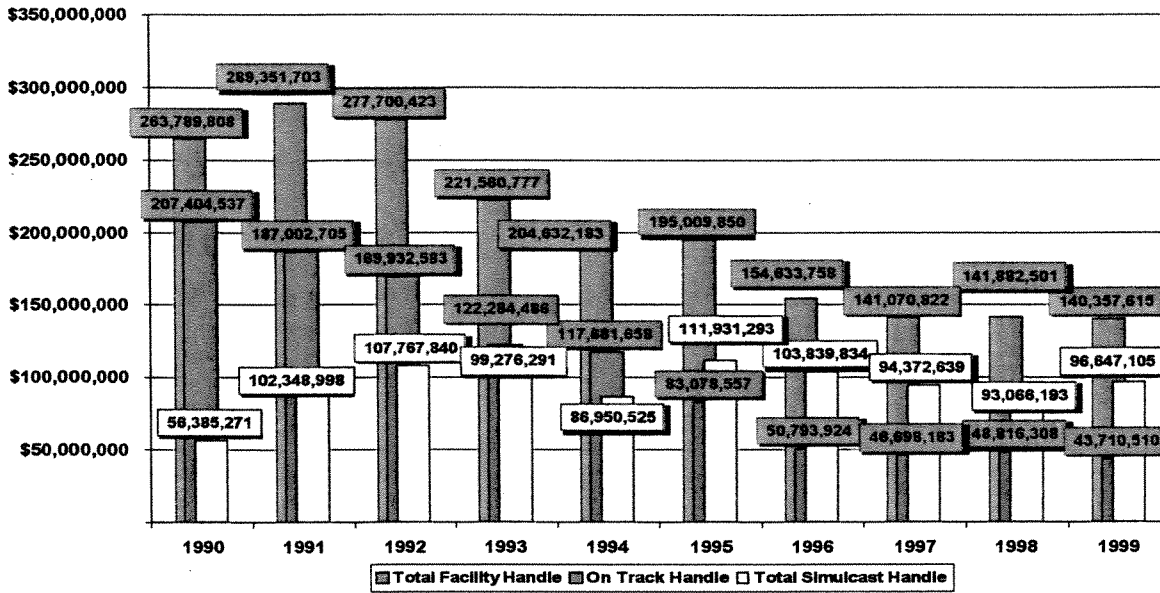
State Racing Official: Presiding Judge: Frank Pellegrino

Racing Statistics	1998	1999
Racing Days	285	273
Attendance	239,726	217,001
On Track Handle	\$ 48,816,000	\$ 43,711,000
Simulcasts from NYS Tracks	\$ 47,144,000	\$ 45,929,000
Simulcasts from Out-of-State Tracks	\$ 45,922,000	\$ 50,718,000
Total Facility Handle	\$ <u>141,882,000</u>	\$ <u>140,358,000</u>
Returned to Bettors	\$ 111,974,000	\$ 110,966,000
Association Fees	\$ 26,993,000	\$ 26,510,000
Breeders Funds	\$ 1,079,000	\$ 1,072,000
State Pari-Mutuel Tax	\$ 1,862,000	\$ 1,822,000
Gross Purses Paid	\$ 20,494,000	\$ 23,532,000

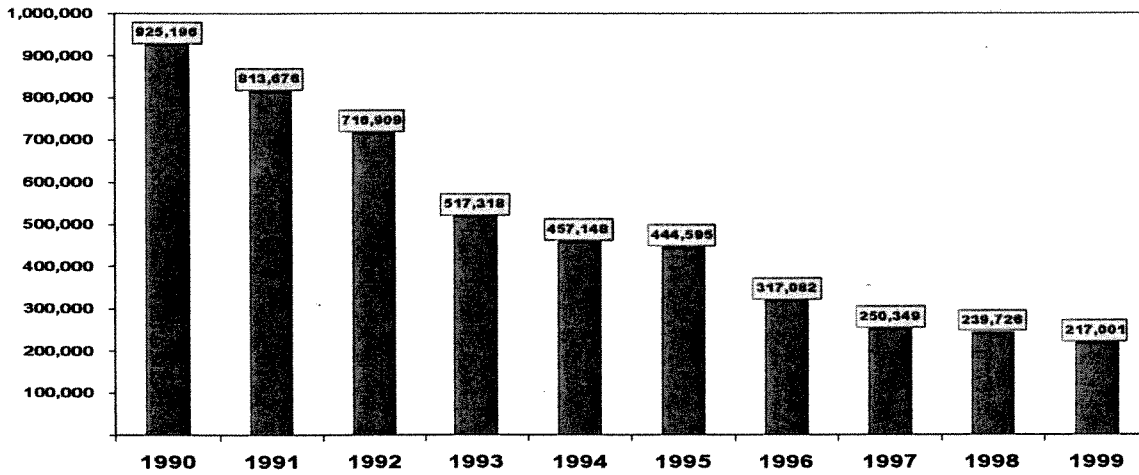
Note: All figures have been rounded

Trends: Handle and Attendance 1990-1999

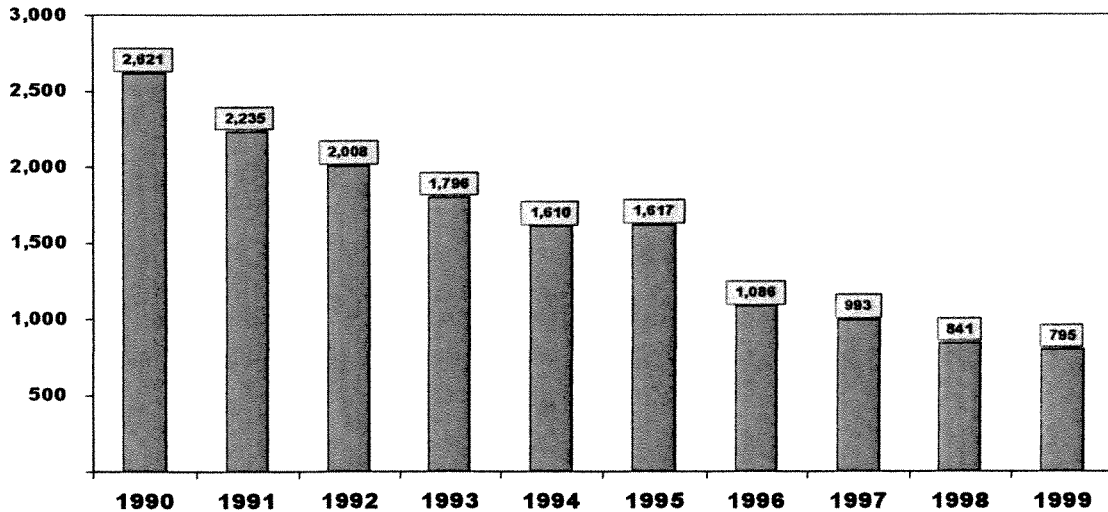
Yonkers Raceway Total Annual Handles




Yonkers Raceway Total Annual Attendance



Yonkers Raceway Average Daily Attendance




Yonkers Raceway



***New York State Thoroughbred
and Harness Tracks***

STATISTICAL DATA








TOTAL BETTING AT EACH NEW YORK STATE RACE TRACK

	YEAR ENDED DECEMBER 31, 1999	YEAR ENDED DECEMBER 31, 1998	\$ INCREASE (DECREASE) 1999-1998	% INCREASE (DECREASE) 1999-1998
<u>RECEIVING TRACK</u>				
THOROUGHBRED:				
NYRA	\$ 532,846,789	\$ 524,164,298	\$ 8,682,491	1.7 %
Finger Lakes	35,955,670	38,910,706	(2,955,036)	(7.6) %
TOTAL THOROUGHBRED TRACKS	568,802,459	563,075,004	5,727,455	1.0 %
HARNES:				
Batavia *	-	2,269,744	(2,269,744)	(100.0) %
Buffalo	23,818,138	25,236,772	(1,418,634)	(5.6) %
Monticello	22,162,641	25,344,009	(3,181,368)	(12.6) %
Saratoga	26,864,001	27,162,647	(298,646)	(1.1) %
Syracuse Mile	915,250	953,317	(38,067)	(4.0) %
Vernon	20,569,236	23,996,471	(3,427,235)	(14.3) %
Yonkers	140,357,615	141,882,501	(1,524,886)	(1.1) %
TOTAL AT HARNES TRACKS	234,686,881	246,845,461	(12,158,580)	(4.9) %
TOTAL THOROUGHBRED & HARNES	\$ 803,489,340	\$ 809,920,465	\$ (6,431,125)	(0.8) %

* Batavia Downs did not conduct racing or simulcasting in 1999.

* Batavia Downs did not conduct racing in 1998. Simulcasting was conducted at the track until June 30, 1998.






**TOTAL BETTING AT EACH NEW YORK STATE RACE TRACK
ON-TRACK BETTING ON LIVE RACING AND SIMULCAST IMPORTS OF NEW YORK AND OUT-OF-STATE RACES**

	1999			1998		
	Simulcast Imports	Live Racing	Total Betting at Each Track	Simulcast Imports	Live Racing	Total Betting at Each Track
RECEIVING TRACK:						
THOROUGHBRED:						
NYRA	\$ 146,965,155	\$ 385,881,634	\$ 532,846,789	\$ 140,516,786	\$ 383,647,512	\$ 524,164,298
Finger Lakes	7,735,682	28,219,988	35,955,670	8,834,732	30,075,974	38,910,706
TOTAL THOROUGHBRED TRACKS	154,700,837	414,101,622	568,802,459	149,351,518	413,723,486	563,075,004
HARNESS:						
Batavia *	-	-	-	2,269,744	-	2,269,744
Buffalo	14,377,432	9,440,706	23,818,138	14,299,845	10,936,927	25,236,772
Monticello	10,807,628	11,355,013	22,162,641	10,839,127	14,504,882	25,344,009
Saratoga	20,042,129	6,821,872	26,864,001	19,316,525	7,846,122	27,162,647
Syracuse Mile	-	915,250	915,250	-	953,317	953,317
Vernon	13,533,175	7,036,061	20,569,236	15,765,924	8,230,547	23,996,471
Yonkers	96,647,105	43,710,510	140,357,615	93,066,193	48,816,308	141,882,501
TOTAL AT HARNESS TRACKS	155,407,469	79,279,412	234,686,881	155,557,358	91,288,103	246,845,461
TOTAL THOROUGHBRED & HARNESS	\$ 310,108,306	\$ 493,381,034	\$ 803,489,340	\$ 304,908,876	\$ 505,011,589	\$ 809,920,465

* Batavia Downs did not conduct racing or simulcasting in 1999.

* Batavia Downs did not conduct racing in 1998. Simulcasting was conducted at the track until June 30, 1998.





**TOTAL BETTING AT EACH NEW YORK STATE RACE TRACK
ON-TRACK BETTING BY BREED AND LOCATION OF RACE**

1998

1999

	Betting at NYS Thoroughbred Tracks	Betting at NYS Harness Tracks	Total	Percent of Total	Betting at NYS Thoroughbred Tracks	Betting at NYS Harness Tracks	Total	Percent of Total
TOTAL LIVE RACING:								
NYRA	\$ 385,881,634	\$ -	\$ 385,881,634	48.0%	\$ 383,647,512	\$ -	\$ 383,647,512	47.4%
Finger Lakes	28,219,988	-	28,219,988	3.5%	30,075,974	-	30,075,974	3.7%
NYS Harness Tracks	-	79,279,412	79,279,412	9.9%	-	91,288,103	91,288,103	11.3%
All Live Racing at NYS Tracks	414,101,622	79,279,412	493,381,034	61.4%	413,723,486	91,288,103	505,011,589	62.4%
TOTAL SIMULCASTING BETWEEN NYS TRACKS:								
NYRA	29,010,233	57,731,616	86,741,849	10.8%	30,900,805	59,968,954	90,869,759	11.2%
Finger Lakes	-	4,594,828	4,594,828	0.6%	-	3,852,242	3,852,242	0.5%
NYS Harness Tracks	55,464	8,557,051	8,612,515	1.1%	55,375	10,848,671	10,904,046	1.3%
All Simulcasts from NYS Tracks	29,065,697	70,883,495	99,949,192	12.4%	30,956,180	74,669,867	105,626,047	13.0%
TOTAL HANDLE FROM NYS RACING AT NYS TRACKS	443,167,319	150,162,907	593,330,226	73.8%	444,679,666	165,957,970	610,637,636	75.4%
TOTAL BETTING ON OUT OF STATE RACES WAGERED AT NYS TRACKS	125,635,140	84,523,974	210,159,114	26.2%	118,395,338	80,887,491	199,282,829	24.6%
TOTAL BETTING AT NYS TRACKS FROM ALL SOURCES	\$ 568,802,459	\$ 234,686,881	\$ 803,489,340	100.0%	\$ 563,075,004	\$ 246,845,461	\$ 809,920,465	100.0%

* Batavia Downs did not conduct racing or simulcasting in 1999.

* Batavia Downs did not conduct racing in 1998. Simulcasting was conducted at the track until June 30, 1998.






1999 TOTAL BETTING IN NEW YORK STATE ON ALL RACING
BETTING ON NEW YORK AND OUT-OF-STATE RACES FROM NYS TRACKS AND OFF TRACK BETTING CORPORATIONS
(READ ACROSS FOR TOTAL BETTING AT EACH TRACK FROM SIMULCASTS IMPORTED TO THAT SITE)
(READ DOWN FOR TOTAL BETTING FROM WITHIN NEW YORK STATE ON RACES FROM ALL LOCATIONS)

SIMULCAST IMPORTED TO:	SIMULCASTS EXPORTED FROM:										TOTAL		
	NYRA	FINGER LAKES	BATAVIA	BUFFALO	MONTEICELLO	SARATOGA	SYRACUSE	VERNON	YONKERS	OUT-OF-STATE			
THOROUGHBRED TRACKS:													
NYRA	\$ 24,729,703											\$ 146,965,155	
Finger Lakes	4,280,530			\$ 38,734	\$ 16,730						\$ 122,235,452	3,399,688	7,735,682
TOTAL THOROUGHBRED TRACKS	29,010,233			38,734	16,730						125,635,140		154,700,837
HARNESS TRACKS:													
Batavia*													
Buffalo	2,692,493	1,030,946			296,697	75,198	15,275	281,176	622,173		9,363,474		14,377,432
Monticello	3,595,123	646,035				56,396	37,615	122,228	893,724		5,327,771		10,807,628
Saratoga	7,211,069	596,746			61,979			252,636	1,089,145		10,755,942		20,042,129
Syracuse Mile													
Vernon	2,365,070	556,450			146,641	353,756	45,465		1,112,110		8,359,157		13,533,175
Yonkers	41,867,861	1,764,651			330,936	487,088	47,123	592,522			50,717,630		96,647,105
TOTAL HARNESS TRACKS	57,731,616	4,594,828			836,253	972,438	145,478	1,248,562	3,717,152		84,823,974		155,407,469
TOTAL THOROUGHBRED & HARNESS	86,741,849	4,594,828			852,983	972,438	145,478	1,248,562	3,717,152		210,159,114		310,108,306
NYS OTB ON NYS RACES													
NYS OTB ON OUT-OF-STATE RACES	738,559,625	131,848,585			39,102,727	10,872,253	1,113,940	8,987,374	118,324,964		871,367,833		1,071,156,229
TOTAL SIMULCASTS IN NYS	825,301,474	136,443,413			39,955,710	11,844,691	1,259,418	10,235,936	122,042,116		1,081,526,947		2,252,632,368
ON-TRACK LIVE RACING													
ON-TRACK LIVE RACING	385,881,634	28,219,988			11,355,013	6,821,872	915,250	7,036,061	43,710,510				493,381,034
1999 NYS BETTING ON EACH TRACK	\$ 1,211,183,108	\$ 164,663,401			\$ 51,310,723	\$ 18,666,563	\$ 2,174,668	\$ 17,271,997	\$ 165,752,626		\$ 1,081,526,947		\$ 2,746,013,402
1998 NYS BETTING ON EACH TRACK	\$ 1,198,191,334	\$ 164,842,303			\$ 58,869,144	\$ 20,704,311	\$ 1,594,096	\$ 20,038,605	\$ 192,433,386		\$ 967,313,378		\$ 2,664,225,396
INCREASE(DECREASE) 1999-1998	\$ 12,991,774	\$ (178,902)			\$ (7,558,421)	\$ (2,037,748)	\$ 580,572	\$ (2,766,608)	\$ (26,680,760)		\$ 114,213,569		\$ 81,788,006
% INCREASE(DECREASE) 1999-1998	1.08 %	(0.11) %			(12.84) %	(9.84) %	36.42 %	(13.81) %	(13.86) %		11.81 %		3.07 %

NOTE: Highlighted information is explained in further detail on the following page.

• Example: Total betting on races from Monticello simulcast to Buffalo is \$296,697.

Total simulcasts includes all betting at NYS OTB's
 * Batavia Downs did not conduct racing or simulcasting in 1999.
 * Batavia Downs did not conduct racing in 1998. Simulcasting was conducted at the track until June 30, 1998.






**1999 TOTAL BETTING IN NEW YORK STATE ON ALL RACING
BETTING ON NEW YORK AND OUT-OF-STATE RACES FROM NYS TRACKS AND OFF TRACK BETTING CORPORATIONS
(READ ACROSS FOR TOTAL BETTING AT EACH TRACK FROM SIMULCASTS IMPORTED TO THAT SITE)
(READ DOWN FOR TOTAL BETTING FROM WITHIN NEW YORK STATE ON RACES FROM ALL LOCATIONS)**

- Races from NYRA simulcast to NYRA represents the amount bet at Aqueduct Racetrack on Saratoga Racecourse (\$24,729,703)
- Races from out-of state tracks simulcast to NYRA tracks totaled \$122,235,452.
- Races from NYRA tracks simulcast to NYS OTB'S totaled \$ 738,559,625.
- Races from all NYS tracks simulcast to NYS OTB's totaled \$1,071,156,229.
- Races from all out-of-state tracks simulcast to NYS OTB's totaled \$871,367,833.
- \$2,252,632,368 was bet in NYS on simulcasted races.
- Total betting on races from out-of state tracks simulcast to NYS increased by 11.81 % in 1999.
- Total betting on races from Syracuse simulcast to NYS increased by 36.42 % in 1999.

Total simulcasts includes all betting at NYS OTB's

- Batavia Downs did not conduct racing or simulcasting in 1999.
- Batavia Downs did not conduct racing in 1998. Simulcasting was conducted at the track until June 30, 1998.





**1998 TOTAL BETTING IN NEW YORK STATE ON ALL RACING
BETTING ON NEW YORK AND OUT-OF-STATE RACES FROM NYS TRACKS AND OFF TRACK BETTING CORPORATIONS
(READ ACROSS FOR TOTAL BETTING AT EACH TRACK FROM SIMULCASTS IMPORTED TO THAT SITE)
(READ DOWN FOR TOTAL BETTING FROM WITHIN NEW YORK STATE ON RACES FROM ALL LOCATIONS)**

	SIMULCASTS EXPORTED FROM:										TOTAL
	NYRA	FINGER LAKES	BATAVIA	BUFFALO	MONTICELLO	SARATOGA	SYRACUSE	VERNON	YONKERS	OUT-OF-STATE	
SIMULCAST IMPORTED TO:											
THOROUGHBRED TRACKS:											
NYRA	\$ 26,435,510	\$ -	\$ -	\$ -	\$ -	\$ -	\$ -	\$ -	\$ -	\$ 114,081,276	\$ 140,516,786
Finger Lakes	4,465,295	45,641	-	-	9,734	-	-	-	-	4,314,062	8,834,732
TOTAL THOROUGHBRED TRACKS	30,900,805	45,641	-	45,641	9,734	-	-	-	-	118,395,338	149,351,518
HARNESS TRACKS:											
Batavia *	616,288	-	-	514,929	57,253	-	-	-	97,614	983,660	2,269,744
Buffalo	2,707,423	1,029,660	-	275,927	77,755	16,280	259,797	673,905	9,259,098	9,259,098	14,299,845
Monticello	2,893,450	500,518	-	192,093	19,064	33,994	-	1,171,454	6,028,554	6,028,554	10,839,127
Saratoga	7,310,409	636,870	-	38,302	47,466	-	149,750	1,381,892	9,752,036	9,752,036	19,316,525
Syracuse Mile	2,491,804	593,621	-	771,903	231,571	51,640	-	2,164,492	8,942,051	8,942,051	15,765,924
Vernon	43,949,580	1,091,773	-	1,243,165	148,939	432,553	221,212	45,922,092	80,887,491	45,922,092	93,066,193
Yonkers	59,968,954	3,852,242	-	2,760,392	761,156	1,048,214	630,759	5,489,357	80,887,491	5,489,357	155,557,358
TOTAL HARNESS TRACKS	90,869,759	3,852,242	-	2,806,033	770,890	1,048,214	630,759	5,489,357	199,282,829	199,282,829	304,908,876
TOTAL THOROUGHBRED & HARNESS	723,674,063	130,914,087	-	26,495,879	43,593,372	11,809,975	481,986	11,177,299	138,127,721	768,030,549	1,086,274,382
NYS OTB ON NYS RACES											
NYS OTB ON OUT-OF-STATE RACES	814,543,822	134,766,329	-	29,301,912	44,364,262	12,858,189	640,779	11,808,058	143,617,078	967,313,378	2,159,213,807
TOTAL SIMULCASTS IN NYS	383,647,512	30,075,974	-	10,936,927	14,504,882	7,846,122	953,317	8,230,547	48,816,308	-	505,011,589
ON-TRACK LIVE RACING											
1998 NYS BETTING ON EACH TRACK	\$ 1,198,191,334	\$ 164,842,303	\$ -	\$ 40,238,839	\$ 58,868,144	\$ 20,704,311	\$ 1,594,096	\$ 20,038,605	\$ 192,433,386	\$ 967,313,378	\$ 2,664,225,396
1997 NYS BETTING ON EACH TRACK	\$ 1,287,343,603	\$ 174,834,474	\$ 14,339,638	\$ 41,745,938	\$ 59,435,949	\$ 20,252,879	\$ 2,091,674	\$ 14,065,992	\$ 175,438,813	\$ 876,583,251	\$ 2,668,132,211
INCREASE(DECREASE) 1998-1997	\$(89,152,269)	\$(9,992,171)	\$(14,339,638)	\$(1,507,099)	\$(566,805)	\$ 451,432	\$(497,578)	\$ 5,972,613	\$ 16,994,573	\$ 89,730,127	\$(3,906,815)
% INCREASE(DECREASE) 1998-1997	(6.93)%	(5.72)%	(100.00)%	(3.61)%	(0.95)%	2.23%	(23.79)%	42.46%	9.69%	10.10%	(0.15)%

Total simulcasts includes all betting at NYS OTB's
 * Batavia Downs did not conduct racing or simulcasting in 1999.
 * Batavia Downs did not conduct racing in 1998. Simulcasting was conducted at the track until June 30, 1998.





**1999 ON-TRACK BETTING STATISTICS
TRACKS OWN LIVE RACING AND SIMULCASTS IMPORTED FROM OTHER TRACKS**

	TOTAL BETTING AT NYRA 1999	TOTAL BETTING AT FINGER LAKES 1999	TOTAL BETTING AT BATAVIA* 1999	TOTAL BETTING AT BUFFALO 1999	TOTAL BETTING AT MONTICELLO 1999	TOTAL BETTING AT SARATOGA 1999	TOTAL BETTING AT SYRACUSE 1999	TOTAL BETTING AT VERNON 1999	TOTAL BETTING AT YONKERS 1999	TOTAL BETTING AT NYS TRACKS 1999
Regular	\$ 187,886,237	\$ 7,679,720	\$ -	\$ 6,396,464	\$ 4,801,532	\$ 8,673,742	\$ 186,665	\$ 5,275,115	\$ 39,635,694	\$ 260,535,169
Multiple	222,037,921	16,003,741	-	8,737,879	10,061,344	10,930,245	386,180	8,090,030	57,289,886	333,537,226
Exotic	115,640,650	12,272,209	-	8,683,795	7,299,765	6,647,347	342,405	7,204,091	41,583,497	199,673,759
Super Exotic	7,281,981	-	-	-	-	612,667	-	-	1,848,538	9,743,186
Total Handle	\$ 532,846,789	\$ 35,955,670	\$ -	\$ 23,818,138	\$ 22,162,641	\$ 26,864,001	\$ 915,250	\$ 20,569,236	\$ 140,357,615	\$ 803,489,340
Takeout	\$ 103,071,204	\$ 7,254,000	\$ -	\$ 5,038,776	\$ 4,666,874	\$ 5,432,528	\$ 196,437	\$ 4,346,433	\$ 28,806,452	\$ 158,812,704
Breakage	2,372,009	134,643	-	107,958	89,691	127,964	4,136	86,035	597,857	3,520,293
Total Takeout and Breakage	\$ 105,443,213	\$ 7,388,643	\$ -	\$ 5,146,733	\$ 4,756,566	\$ 5,560,492	\$ 200,573	\$ 4,432,468	\$ 29,404,309	\$ 162,332,997
State Tax on Handle	\$ 15,230,936	\$ 302,536	\$ -	\$ 218,274	\$ 199,541	\$ 287,768	\$ 4,576	\$ 210,268	\$ 1,595,231	\$ 18,049,130
State Tax on Breakage	663,502	66,541	-	45,997	36,563	49,234	2,068	34,792	227,135	1,125,832
Total Pari Mutuel Tax	\$ 15,894,438	\$ 369,077	\$ -	\$ 264,271	\$ 236,104	\$ 337,002	\$ 6,644	\$ 245,060	\$ 1,822,366	\$ 19,174,962
Association Commission	\$ 85,078,737	\$ 6,771,540	\$ -	\$ 4,620,067	\$ 4,277,983	\$ 4,942,838	\$ 182,708	\$ 3,949,523	\$ 26,139,434	\$ 135,962,830
Association Breakage	1,708,507	68,102	-	61,961	53,128	78,730	2,068	51,243	370,722	2,394,461
Total to Association	\$ 86,787,244	\$ 6,839,642	\$ -	\$ 4,682,028	\$ 4,331,111	\$ 5,021,568	\$ 184,776	\$ 4,000,766	\$ 26,510,156	\$ 138,357,291
Horse Breeders Fund Share	\$ 2,761,531	\$ 179,924	\$ -	\$ 200,435	\$ 189,351	\$ 201,922	\$ 9,153	\$ 186,642	\$ 1,071,787	\$ 4,800,744
Association Payouts	\$ 2,887,014	\$ 395,267	\$ -	\$ 560,763	\$ 533,115	\$ 1,036,366	\$ -	\$ 497,314	\$ 5,129,028	\$ 11,038,868
Paid to Simulcast Senders	\$ 584,133	\$ 73,521	\$ -	\$ 109,516	\$ 66,123	\$ -	\$ -	\$ 45,797	\$ 1,074,287	\$ 1,953,376
Paid to NYRA and Finger Lakes	\$ 107,620,469	\$ 12,062,869	\$ -	\$ 4,424,030	\$ 4,899,420	\$ 3,248,216	\$ 912,905	\$ 2,520,900	\$ 23,532,361	\$ 159,211,170
Gross Purses Paid	\$ 614,612	\$ 2,343	\$ -	\$ 3,043	\$ 2,466	\$ 3,636	\$ 52	\$ 11,003	\$ 12,440	\$ 649,596
Minus Pool										
Uncashed Tickets	\$ 1,067,194	\$ 95,150	\$ -	\$ 76,896	\$ 66,900	\$ 63,662	\$ 1,719	\$ 56,932	\$ 344,244	\$ 1,792,697
State Admission Taxes	\$ 235,013	\$ 6,064	\$ -	\$ -	\$ 1,706	\$ 3,184	\$ 145	\$ 2,751	\$ 6,803	\$ 255,666

* Batavia Downs did not conduct racing or simulcasting in 1999.

* Batavia Downs did not conduct racing in 1998. Simulcasting was conducted at the track until June 30, 1998.





**1998 ON-TRACK BETTING STATISTICS
TRACKS OWN LIVE RACING AND SIMULCASTS IMPORTED FROM OTHER TRACKS**

	TOTAL BETTING AT NYRA 1998	TOTAL BETTING AT FINGER LAKES 1998	TOTAL BETTING AT BATAVIA * 1998	TOTAL BETTING AT BUFFALO 1998	TOTAL BETTING AT MONTICELLO 1998	TOTAL BETTING AT SARATOGA 1998	TOTAL BETTING AT SYRACUSE 1998	TOTAL BETTING AT VERNON 1998	TOTAL BETTING AT YONKERS 1998	TOTAL BETTING AT NYS TRACK LIVE & SIMULCASTING 1998
Regular	\$ 180,841,338	\$ 8,682,898	\$ 584,184	\$ 6,860,001	\$ 5,200,896	\$ 8,447,249	\$ 209,816	\$ 6,011,747	\$ 37,964,387	\$ 254,802,515
Multiple	226,808,389	19,336,358	990,778	9,769,892	11,624,530	11,482,934	396,149	10,151,650	60,467,419	351,038,099
Exotic	107,524,230	10,387,349	694,782	8,606,879	8,288,603	7,002,632	347,352	7,833,074	41,593,345	192,258,246
Super Exotic	8,990,341	504,101	-	-	249,980	219,832	-	-	1,857,350	11,821,604
Total Handle	\$ 524,164,298	\$ 38,910,706	\$ 2,269,744	\$ 25,236,772	\$ 25,344,009	\$ 27,162,647	\$ 953,317	\$ 23,996,471	\$ 141,882,501	\$ 809,920,465
Takeout	\$ 100,927,913	\$ 8,130,130	\$ 475,158	\$ 5,337,637	\$ 5,360,759	\$ 5,487,465	\$ 203,835	\$ 5,062,607	\$ 29,316,810	\$ 160,302,313
Breakage	2,379,523	156,665	10,431	116,861	99,373	132,829	4,529	103,625	618,006	3,621,841
Total Takeout and Breakage	\$ 103,307,436	\$ 8,286,794	\$ 485,589	\$ 5,454,498	\$ 5,460,132	\$ 5,620,294	\$ 208,364	\$ 5,166,231	\$ 29,934,816	\$ 163,924,154
State Tax on Handle	\$ 16,080,421	\$ 316,522	\$ 35,870	\$ 218,267	\$ 206,940	\$ 295,081	\$ 4,767	\$ 251,569	\$ 1,629,586	\$ 19,039,021
State Tax on Breakage	655,035	75,907	2,962	50,126	42,208	50,245	2,265	40,636	232,565	1,151,949
Total Pari Mutuel Tax	\$ 16,735,456	\$ 392,429	\$ 38,832	\$ 268,393	\$ 249,148	\$ 345,326	\$ 7,031	\$ 292,206	\$ 1,862,150	\$ 20,190,970
Association Commission	\$ 82,220,728	\$ 7,620,150	\$ 422,045	\$ 4,903,653	\$ 4,924,832	\$ 4,986,392	\$ 189,535	\$ 4,590,273	\$ 26,608,046	\$ 136,465,654
Association Breakage	1,724,488	80,758	7,469	66,735	57,165	82,583	2,264	62,988	385,441	2,469,892
Total to Association	\$ 83,945,216	\$ 7,700,908	\$ 429,514	\$ 4,970,388	\$ 4,981,998	\$ 5,068,975	\$ 191,799	\$ 4,653,261	\$ 26,993,488	\$ 138,935,546
Horse Breeders Fund Share	\$ 2,626,765	\$ 193,458	\$ 17,243	\$ 215,717	\$ 228,986	\$ 205,993	\$ 9,533	\$ 220,765	\$ 1,079,178	\$ 4,797,638
Association Payouts	\$ 2,603,121	\$ 417,151	\$ 108,416	\$ 599,220	\$ 502,358	\$ 1,062,204	\$ -	\$ 571,109	\$ 4,409,358	\$ 10,272,936
Paid to Simulcast Senders	\$ -	\$ -	\$ 15,884	\$ -	\$ 44,573	\$ -	\$ -	\$ -	\$ -	\$ 60,457
Paid to NYRA and Finger Lakes	\$ 94,379,192	\$ 13,236,300	\$ -	\$ 4,397,582	\$ 4,972,850	\$ 3,505,928	\$ 945,175	\$ 2,422,230	\$ 20,483,683	\$ 144,351,940
Gross Purses Paid	\$ 465,013	\$ 2,219	\$ -	\$ 3,713	\$ 4,648	\$ 2,625	\$ 180	\$ 18,800	\$ 26,171	\$ 553,370
Minus Pool	\$ -	\$ -	\$ -	\$ -	\$ -	\$ -	\$ -	\$ -	\$ -	\$ -
Uncashed Tickets	\$ 1,068,075	\$ 96,362	\$ -	\$ 68,993	\$ 74,379	\$ 86,611	\$ 2,866	\$ 51,336	\$ 160,512	\$ 1,609,133
State Admission Taxes	\$ 240,000	\$ 5,549	\$ -	\$ -	\$ 2,676	\$ 5,301	\$ 193	\$ 2,312	\$ 11,481	\$ 267,512

* Batavia Downs did not conduct racing or simulcasting in 1998.

* Batavia Downs did not conduct racing in 1998. Simulcasting was conducted at the track until June 30, 1998.





1999 ON-TRACK BETTING STATISTICS TRACKS OWN LIVE RACING

	TOTAL BETTING AT NYRA 1999	TOTAL BETTING AT FINGER LAKES 1999	TOTAL BETTING AT BATAVIA 1999	TOTAL BETTING AT BUFFALO 1999	TOTAL BETTING AT MONTICELLO 1999	TOTAL BETTING AT SARATOGA 1999	TOTAL BETTING AT SYRACUSE 1999	TOTAL BETTING AT VERNON 1999	TOTAL BETTING AT YONKERS 1999	TOTAL BETTING AT NYS TRACKS 1999
Days Raced	260	176	-	173	216	139	6	114	273	1,357
Attendance	2,391,446	252,342	-	120,008	76,891	111,802	9,318	152,068	217,001	3,330,876
Regular Multiple Exotic	\$ 136,298,130 167,644,558 74,984,860 6,954,086	\$ 5,947,755 12,605,445 9,666,788 -	-	\$ 2,269,794 3,580,754 3,590,158 -	\$ 2,116,048 4,920,083 4,318,882 -	\$ 2,147,738 2,881,509 1,412,300 380,325	\$ 186,665 386,180 342,405 -	\$ 1,728,131 2,927,809 2,380,121 -	\$ 10,566,538 18,267,252 14,876,720 -	\$ 161,260,799 213,213,590 111,572,234 7,334,411
Total Handle	\$ 385,881,634	\$ 28,219,988	-	\$ 9,440,706	\$ 11,355,013	\$ 6,821,872	\$ 915,250	\$ 7,036,061	\$ 43,710,510	\$ 493,381,034
Takeout	\$ 74,460,366	\$ 5,637,318	-	\$ 2,022,253	\$ 2,444,626	\$ 1,411,051	\$ 196,437	\$ 1,491,656	\$ 9,338,389	\$ 97,002,096
Breakage	1,601,241	106,154	-	42,399	45,125	34,067	4,136	28,818	180,954	2,042,894
Total Takeout and Breakage	\$ 76,061,607	\$ 5,743,472	-	\$ 2,064,652	\$ 2,489,751	\$ 1,445,118	\$ 200,573	\$ 1,520,474	\$ 9,519,343	\$ 99,044,990
State Tax on Handle	\$ 13,353,345	\$ 141,100	-	\$ 47,206	\$ 56,775	\$ 34,110	\$ 4,576	\$ 35,180	\$ 265,178	\$ 13,937,471
State Tax on Breakage	320,248	58,583	-	21,200	22,562	17,035	2,068	14,425	86,349	542,470
Gross Pari Mutuel Tax	13,673,593	199,683	-	68,406	79,338	51,145	6,644	49,605	351,527	14,479,941
Less OTB Simulcast Credit	-	(112,880)	-	(37,727)	(46,152)	(23,378)	(3,511)	(24,531)	(174,779)	(422,958)
Net Pari Mutuel Tax	\$ 13,673,593	\$ 86,803	-	\$ 30,679	\$ 33,185	\$ 27,767	\$ 3,133	\$ 25,074	\$ 176,748	\$ 14,056,983
Association Commission	\$ 59,084,549	\$ 5,355,118	-	\$ 1,880,640	\$ 2,274,300	\$ 1,308,722	\$ 182,708	\$ 1,386,115	\$ 8,636,106	\$ 80,108,258
Association Breakage	1,280,993	47,571	-	21,199	22,562	17,033	2,068	14,393	94,605	1,500,424
Gross to Association	60,365,542	5,402,689	-	1,901,839	2,296,863	1,325,754	184,776	1,400,508	8,730,711	81,608,682
Less Minus Pool	(232,286)	(2,343)	-	(511)	(2,026)	(820)	(52)	(843)	(3,221)	(242,102)
Net to Association	\$ 60,133,256	\$ 5,400,346	-	\$ 1,901,328	\$ 2,294,836	\$ 1,324,934	\$ 184,724	\$ 1,399,665	\$ 8,727,490	\$ 81,366,580
Horse Breeders Fund Share	\$ 2,022,472	\$ 141,100	-	\$ 94,407	\$ 113,550	\$ 68,219	\$ 9,153	\$ 70,361	\$ 437,105	\$ 2,956,367

* Batavia Downs did not conduct racing or simulcasting in 1999.

* Batavia Downs did not conduct racing in 1998. Simulcasting was conducted at the track until June 30, 1998.



**1998 ON-TRACK BETTING STATISTICS
 TRACKS OWN LIVE RACING**

	TOTAL BETTING AT NYRA 1998	TOTAL BETTING AT FINGER LAKES 1998	TOTAL BETTING AT BATAVIA 1998	TOTAL BETTING AT BUFFALO 1998	TOTAL BETTING AT MONTICELLO 1998	TOTAL BETTING AT SARATOGA 1998	TOTAL BETTING AT SYRACUSE 1998	TOTAL BETTING AT VERNON 1998	TOTAL BETTING AT YONKERS 1998	TOTAL BETTING AT NYS TRACK LIVE RACING 1998
Days Raced	259	170	-	168	221	141	6	122	285	1,372
Attendance	2,379,348	260,528	-	131,410	102,308	132,232	9,592	183,946	239,726	3,439,090
Regular	\$ 133,849,644	\$ 6,597,797	\$ -	\$ 2,720,811	\$ 2,798,939	\$ 2,494,940	\$ 209,816	\$ 1,910,653	\$ 11,359,734	\$ 161,942,334
Multiple	171,992,349	15,412,518	-	4,186,298	6,356,386	3,283,402	396,149	3,308,558	20,226,921	225,162,581
otic	77,805,519	7,561,558	-	4,029,818	5,349,557	2,067,780	347,352	3,011,336	17,229,653	117,402,573
iper Exotic	-	504,101	-	-	-	-	-	-	-	504,101
Total Handle	\$ 383,647,512	\$ 30,075,974	\$ -	\$ 10,936,927	\$ 14,504,882	\$ 7,846,122	\$ 953,317	\$ 8,230,547	\$ 48,816,308	\$ 505,011,589
ikeout	\$ 73,927,296	\$ 6,286,522	\$ -	\$ 2,334,460	\$ 3,112,475	\$ 1,622,445	\$ 203,835	\$ 1,758,463	\$ 10,499,635	\$ 99,745,131
eaage	1,639,835	120,144	-	48,945	54,887	38,693	4,529	31,711	209,121	2,147,866
Total Takeout and Breakage	\$ 75,567,132	\$ 6,406,666	\$ -	\$ 2,383,406	\$ 3,167,362	\$ 1,661,137	\$ 208,364	\$ 1,790,174	\$ 10,708,756	\$ 101,992,997
ate Tax on Handle	\$ 14,150,712	\$ 149,259	\$ -	\$ 54,687	\$ 72,525	\$ 39,232	\$ 4,767	\$ 41,153	\$ 283,074	\$ 14,795,408
ate Tax on Breakage	327,967	66,079	-	24,473	27,444	19,347	2,265	15,856	100,673	584,104
Gross Pari Mutual Tax	14,478,679	215,338	-	79,160	99,968	58,579	7,031	57,009	383,747	15,379,512
Less OTB Simulcast Credit	-	(120,304)	-	(43,748)	(55,731)	(15,507)	(1,922)	(29,915)	(196,462)	(463,590)
Net Pari Mutual Tax	\$ 14,478,679	\$ 95,034	\$ -	\$ 35,413	\$ 44,237	\$ 43,072	\$ 5,109	\$ 27,093	\$ 187,285	\$ 14,915,922
osociation Commission	\$ 57,858,346	\$ 5,988,005	\$ -	\$ 2,170,404	\$ 2,894,902	\$ 1,504,752	\$ 189,535	\$ 1,635,005	\$ 9,728,398	\$ 81,969,346
osociation Breakage	1,311,869	54,065	-	24,472	27,443	19,345	2,264	15,855	108,448	1,563,762
Gross to Association	59,170,215	6,042,070	-	2,194,876	2,922,345	1,524,097	191,799	1,650,860	9,836,846	83,533,109
Less Minus Pool	(296,112)	(2,219)	-	(384)	(882)	(729)	(180)	(260)	(7,250)	(308,016)
Net to Association	\$ 58,874,103	\$ 6,039,851	\$ -	\$ 2,194,492	\$ 2,921,463	\$ 1,523,368	\$ 191,619	\$ 1,650,601	\$ 9,829,596	\$ 83,225,093
Horse Breeders Fund Share	\$ 1,918,238	\$ 149,259	\$ -	\$ 109,369	\$ 145,049	\$ 78,461	\$ 9,533	\$ 82,305	\$ 488,163	\$ 2,980,377


* Batavia Downs did not conduct racing or simulcasting in 1999.

* Batavia Downs did not conduct racing in 1998. Simulcasting was conducted at the track until June 30, 1998.



Off Track Betting

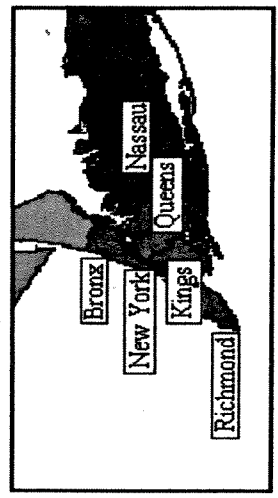
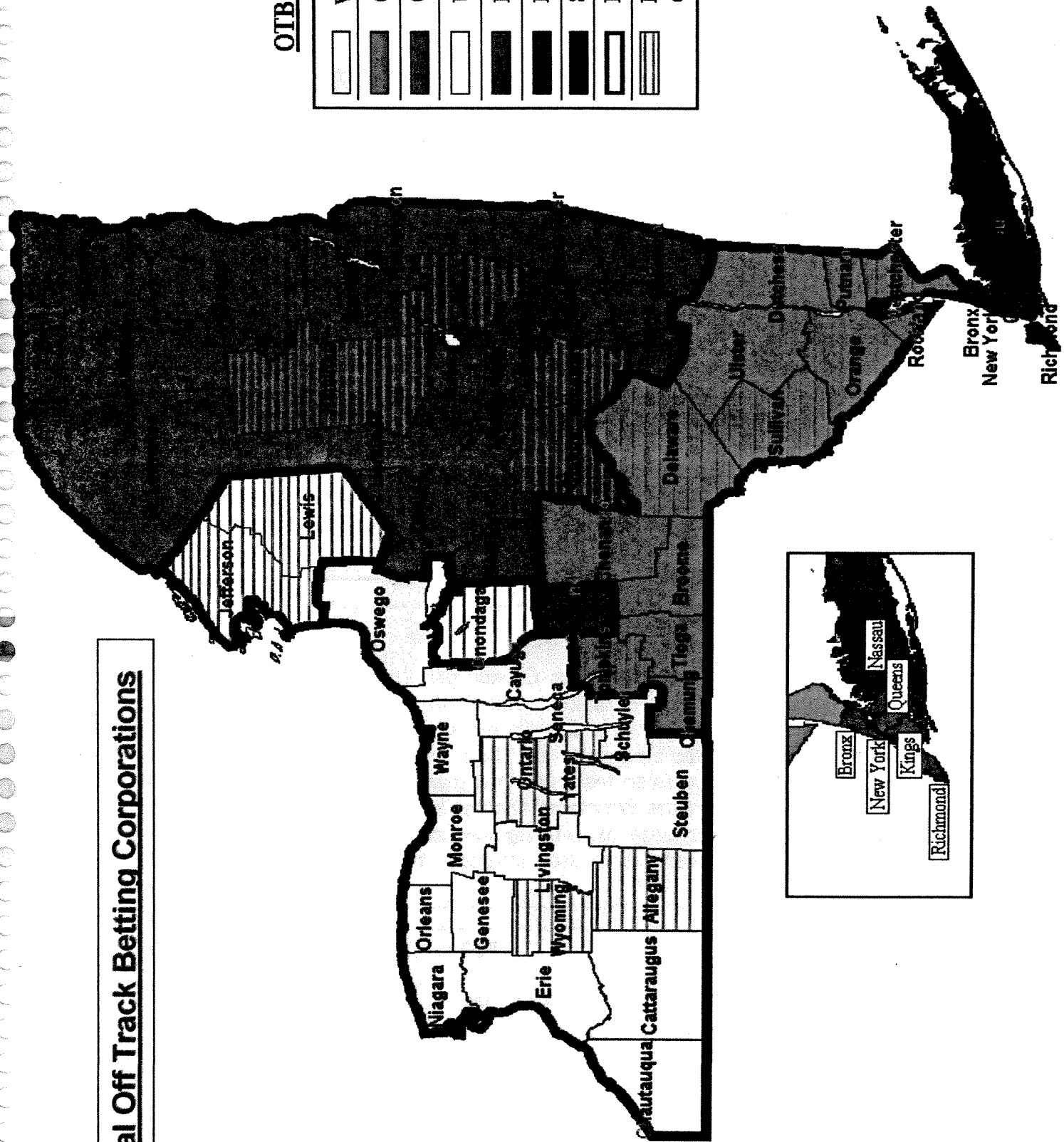
OTB



Regional Off Track Betting Corporations

OTB Regions

	Western Region
	Catskill Region
	Capital Region
	Unaffiliated
	New York City
	Nassau County
	Suffolk County
	Regions
	Not Member of OTB Region



CAPITAL REGIONAL OFF-TRACK BETTING CORPORATION
510 Smith Street
Schenectady, New York 12305

Phone: (518) 370-5151
 Fax: (518) 370-5460

Website address: <http://www.capitalotb.com>

Thomas Cholakis, President



Capital District Regional Off-Track Betting Corporation (Capital) is comprised of twenty-one counties and the City of Schenectady. Seventeen of these counties participate in off-track betting. Capital, which currently operates 53 branches is located in the northeastern portion of New York State. The major cities located within the region are Albany, Schenectady, Troy and Utica. There is one thoroughbred track, Saratoga Race Course, and two harness tracks, Saratoga Raceway and Vernon Downs, located within the region covered by Capital District OTB. In 1998 the NYS Racing and Wagering Board approved Capital OTB's request to initiate an automated off-track facility in Columbia County located within Meadowgreens. Subsequently, the Racing and Wagering Board has approved additional "EZ Bet" branches within various established businesses.

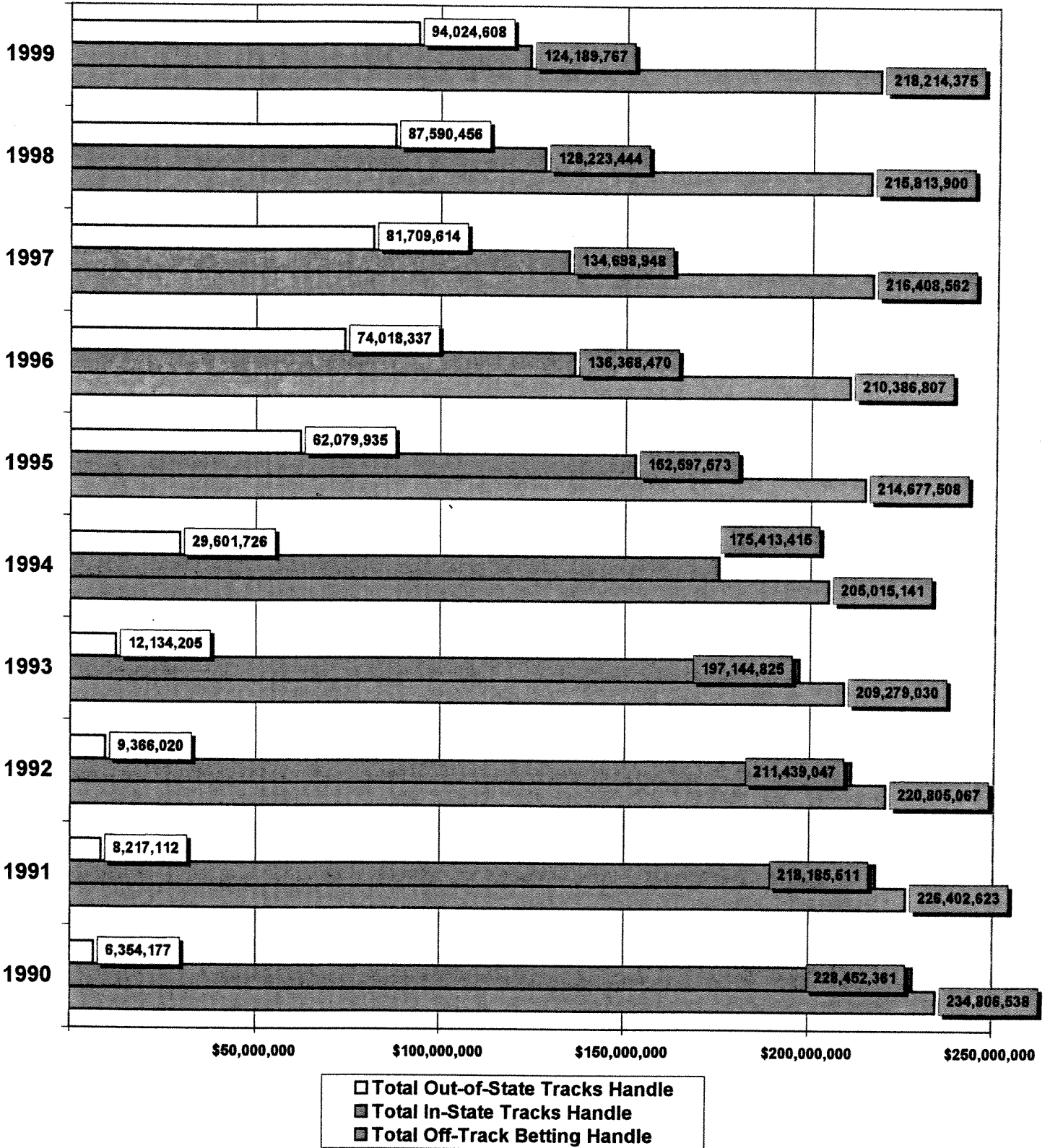
SIMULCAST THEATER

Capital opened its Teleplex Racing Center in 1985. The Teleplex Racing Center is a single building containing two OTB facilities. One facility is an enhanced telebranch, the other a simulcast theater. The enhanced telebranch offers food and alcoholic beverages and has no dress code. The telebranch does not charge an admission fee and winning wagers are subject to the OTB surcharge. Admission to the Simulcast Theater is \$2.00 before 6pm and \$1.00 after 6pm with no surcharge on winning wagers. Carrels (work-desks with individual TV's) are available in the simulcast theater for a daily rental of \$2.00.

	<u>1998</u>	<u>1999</u>
NYS Thoroughbred Handle	\$ 105,644,000	\$ 104,422,000
NYS Harness Handle	\$ 22,579,000	\$ 19,768,000
Out-of-State Tracks	\$ 84,080,000	\$ 90,492,000
Special Events	\$ 3,511,000	\$ 3,532,000
TOTAL HANDLE	<u>\$ 215,814,000</u>	<u>\$ 218,214,000</u>

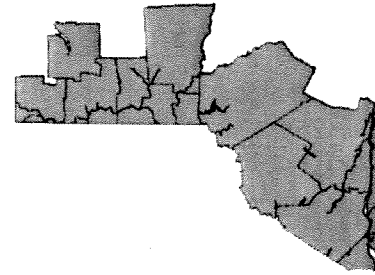
Note: All dollar figures have been rounded

Total Capital District Regional OTB Handles In-State and Out-of-State Tracks



CATSKILL REGIONAL OFF-TRACK BETTING CORPORATION

**Park Place
Pomona, New York 10970**



Phone: (914) 362-0400
Fax: (914) 362-0419

Website address: <http://www.interbets.com>
Donald Groth, President

Catskill Regional Off-Track Betting Corporation (Catskill) is comprised of thirteen counties, nine of which participate as members of this corporation. The Corporation has 29 branches, which are located in the eastern and southern regions of the state. Some of the larger cities served by Catskill are Binghamton, Elmira, Kingston, Middletown, Newburgh and Suffern. In the Catskill region there are two operating tracks, both of which are harness tracks, Monticello and Yonkers Raceways.

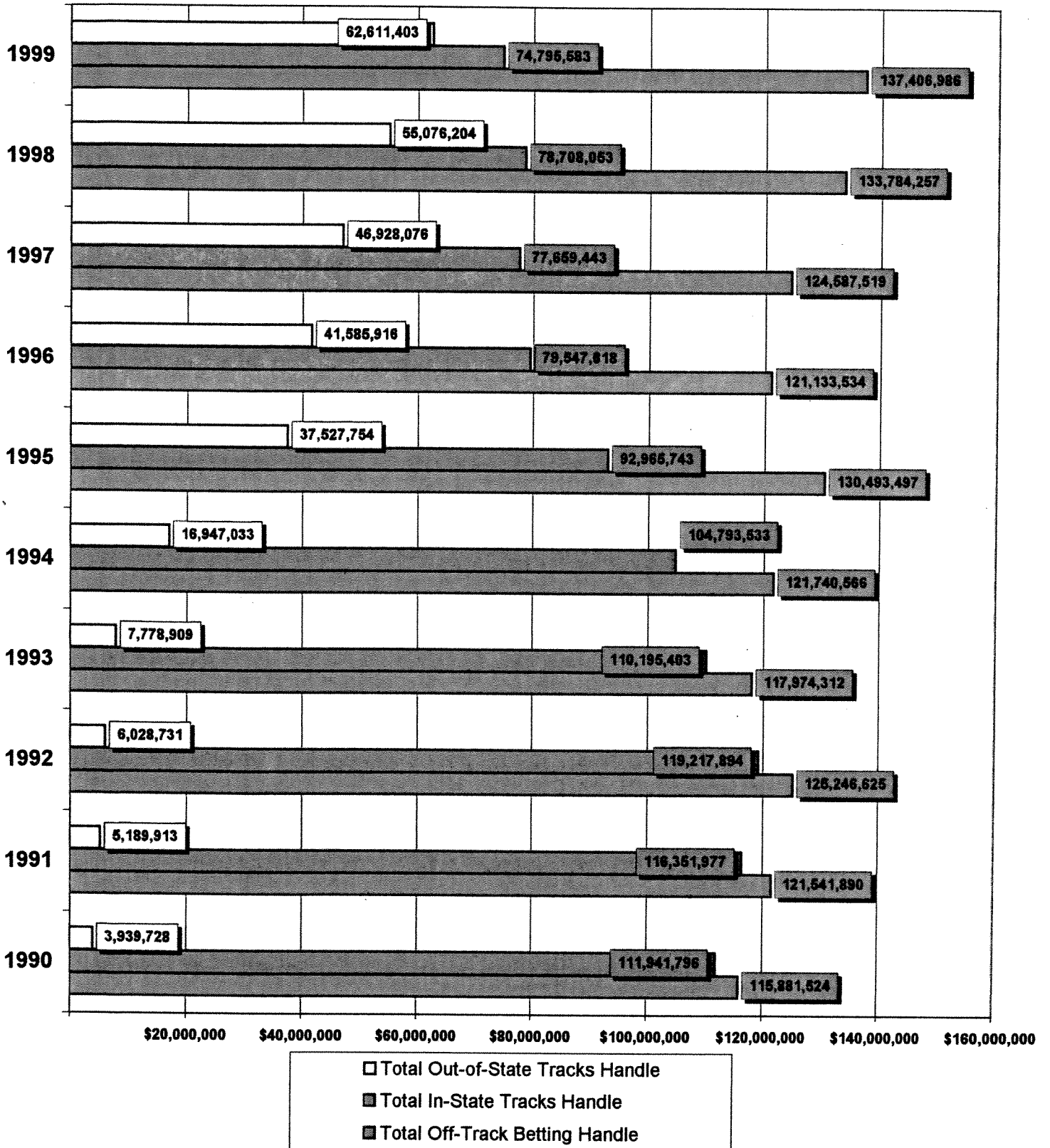
SIMULCAST THEATER

The Park Place Teletheatre is located in Suffern, New York. This simulcast theater opened in 1996. There is a \$5.00 admission charge. There is no surcharge on winning wagers.

	<u>1998</u>	<u>1999</u>
NYS Thoroughbred Handle	\$ 55,559,000	\$ 54,657,000
NYS Harness Handle	\$ 23,149,000	\$ 20,139,000
Out-of-State Tracks	\$ 52,750,000	\$ 60,252,000
Special Events	\$ 2,326,000	\$ 2,359,000
TOTAL HANDLE	<u>\$ 133,784,000</u>	<u>\$ 137,407,000</u>

Note: All figures have been rounded

Total Catskill Regional OTB Handles In-State and Out-of-State Tracks



NASSAU REGIONAL OFF-TRACK BETTING CORPORATION

220 Fulton Avenue
Hempstead, New York 11550

Phone: (516) 572-2800
Fax: (516) 572-2840



Gregory Peterson, President

Nassau Regional Off-Track Betting Corporation (Nassau) is comprised of one county, Nassau. Nassau operates fourteen branches, thirteen of which are simulcast branches. Pursuant to Article V-a of the NYS Racing, Pari-Mutuel Wagering and Breeding Law, the regional tracks for Nassau Off-Track Betting Corporation are the NYRA thoroughbred tracks and Yonkers and Monticello's harness tracks.

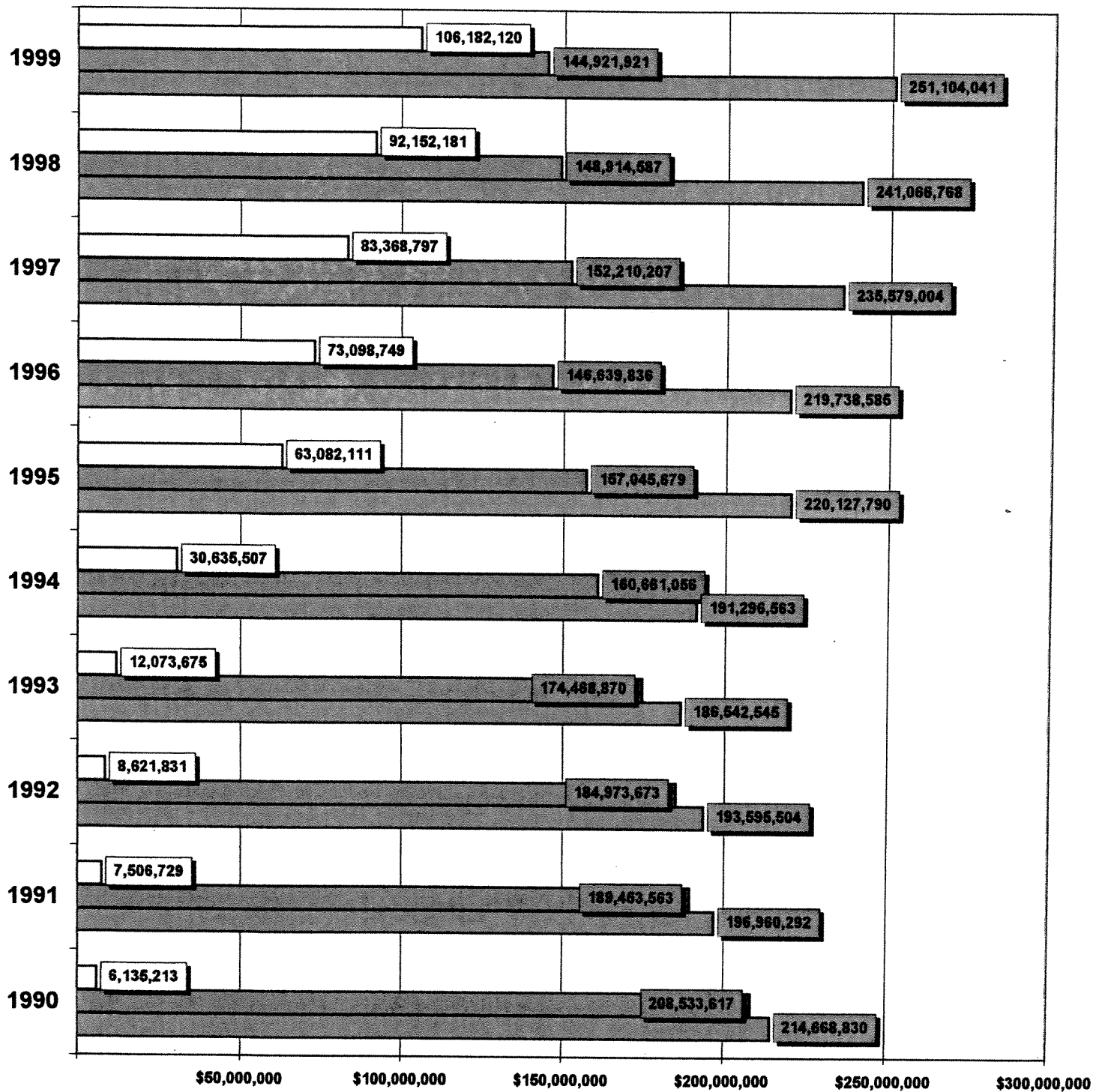
SIMULCAST THEATER

Nassau Regional OTB does not have a simulcast theater, nor does it offer food or the lottery in any branch.

	<u>1998</u>	<u>1999</u>
NYS Thoroughbred Handle	\$ 117,431,000	\$ 119,061,000
NYS Harness Handle	\$ 31,484,000	\$ 25,861,000
Out-of-State Tracks	\$ 89,285,000	\$ 102,850,000
Special Events	\$ 2,867,000	\$ 3,332,000
TOTAL HANDLE	<u>\$ 241,067,000</u>	<u>\$ 251,104,000</u>

Note: All figures have been rounded

Total Nassau Regional OTB Handles In-State and Out-of-State Tracks



Total Out-of-State Tracks Handle
 Total In-State Tracks Handle
 Total Off-Track Betting Handle

NEW YORK CITY OFF-TRACK BETTING CORPORATION

1501 Broadway
New York, New York 10036

Phone: (212) 221-5200
Fax: (212) 221-8200

William Carnevale, President



Website Address: <http://www.nycotb.com>

New York City Off-Track Betting Corporation, located entirely within the City of New York, is comprised of five counties: New York, Kings, Richmond, Bronx, and Queens where the Corporation operates seventy-four branches. Four of New York City's branches are located within restaurants, Mary McGuire's (38-04 Broadway, Queens), Winner's (3752 Nostrand Avenue, Brooklyn) O'Neill's (64-21 53rd Drive, Maspeth) and Hunter's Steak & Ale House (9404 4th Avenue, Brooklyn). Pursuant to Article V-a of the NYS Racing, Pari-Mutuel Wagering and Breeding Law the regional tracks for New York City Off-Track Betting Corporation are the NYRA thoroughbred tracks, and harness tracks Yonkers and Monticello.

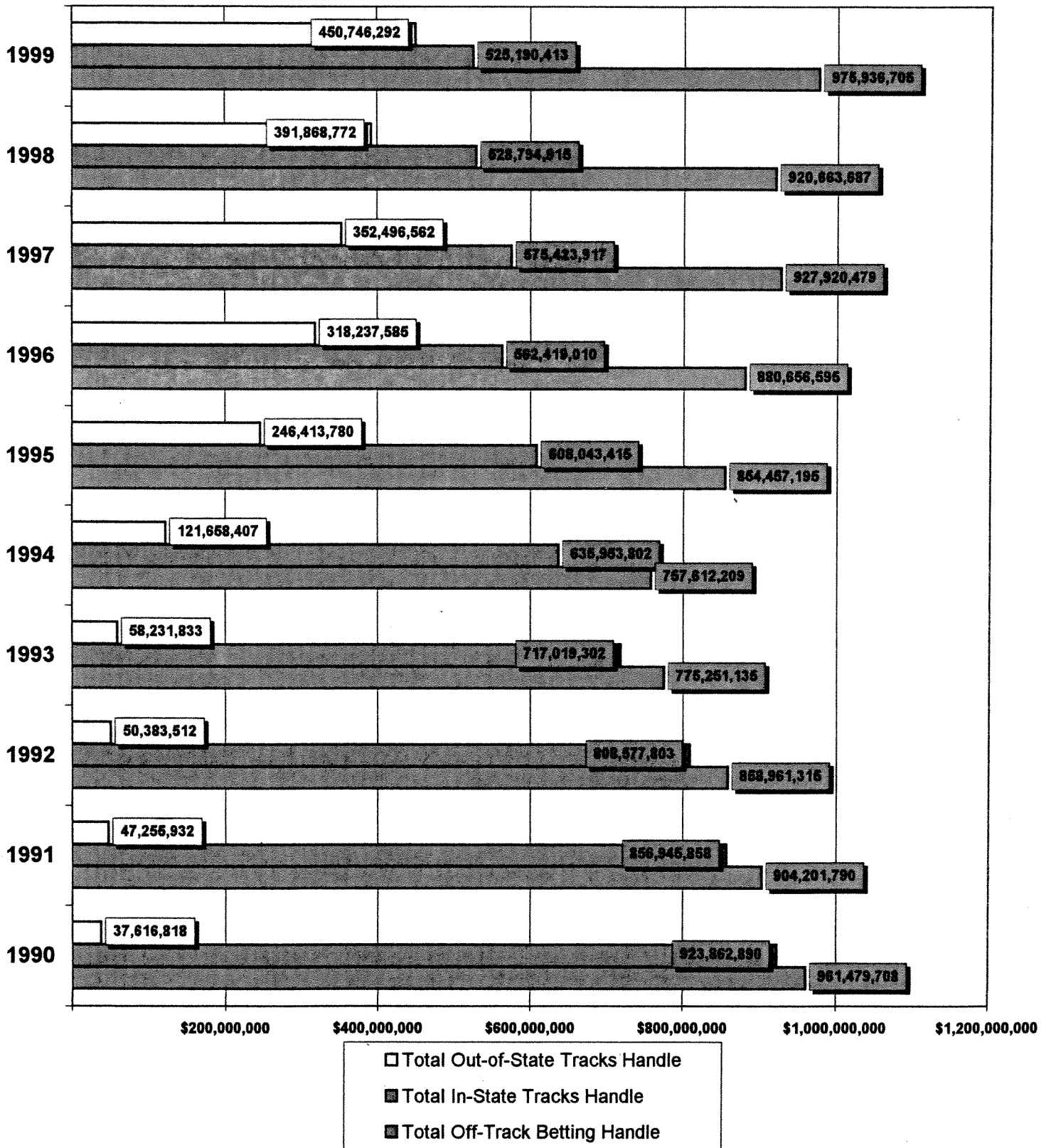
SIMULCAST THEATERS

New York City Off-Track Betting Corporation operates three simulcast theaters, The Winners Circle, The Inside Track and The Select Club, each of which have a \$5.00 admission charge. All three facilities have full service menus and alcoholic beverages. Track prices are paid on simulcast races, as wagers placed at the simulcast theater are not subject to the surcharge.

	<u>1998</u>	<u>1999</u>
NYS Thoroughbred Handle	\$ 419,491,000	\$ 432,543,000
NYS Harness Handle	\$ 109,304,000	\$ 92,647,000
Out-of-State Tracks	\$ 381,036,000	\$ 439,549,000
Special Events	\$ 10,833,000	\$ 11,198,000
TOTAL HANDLE	<u>\$ 920,664,000</u>	<u>\$ 975,937,000</u>

Note: All figures have been rounded

Total NYC Regional OTB Handles In-State and Out-of-State Tracks



SUFFOLK REGIONAL OFF-TRACK BETTING CORPORATION
5 Davids Drive
Hauppauge, New York 11787

Phone: (631) 853-1000
 Fax: (631) 853-1080



Website address: <http://www.bigwinsatotb.com>

Walter Conlon, President

Suffolk Regional Off-Track Betting Corporation, which is located entirely in Suffolk County, operates fifteen branches. At its Airport Branch near Bohemia, Suffolk has individual 9" monitors available on work-desks called "carrels". This setup enables customers to individually select the video from the various racetracks available. Rental fees for each of the 39 carrels is one dollar (Three dollars if you also utilize a "Tiny Tim" wagering machine). Pursuant to Article V-a of the NYS Racing, Pari-Mutuel Wagering and Breeding Law, the regional tracks for Suffolk Off-Track Betting are Monticello, Yonkers and the NYRA thoroughbred tracks.

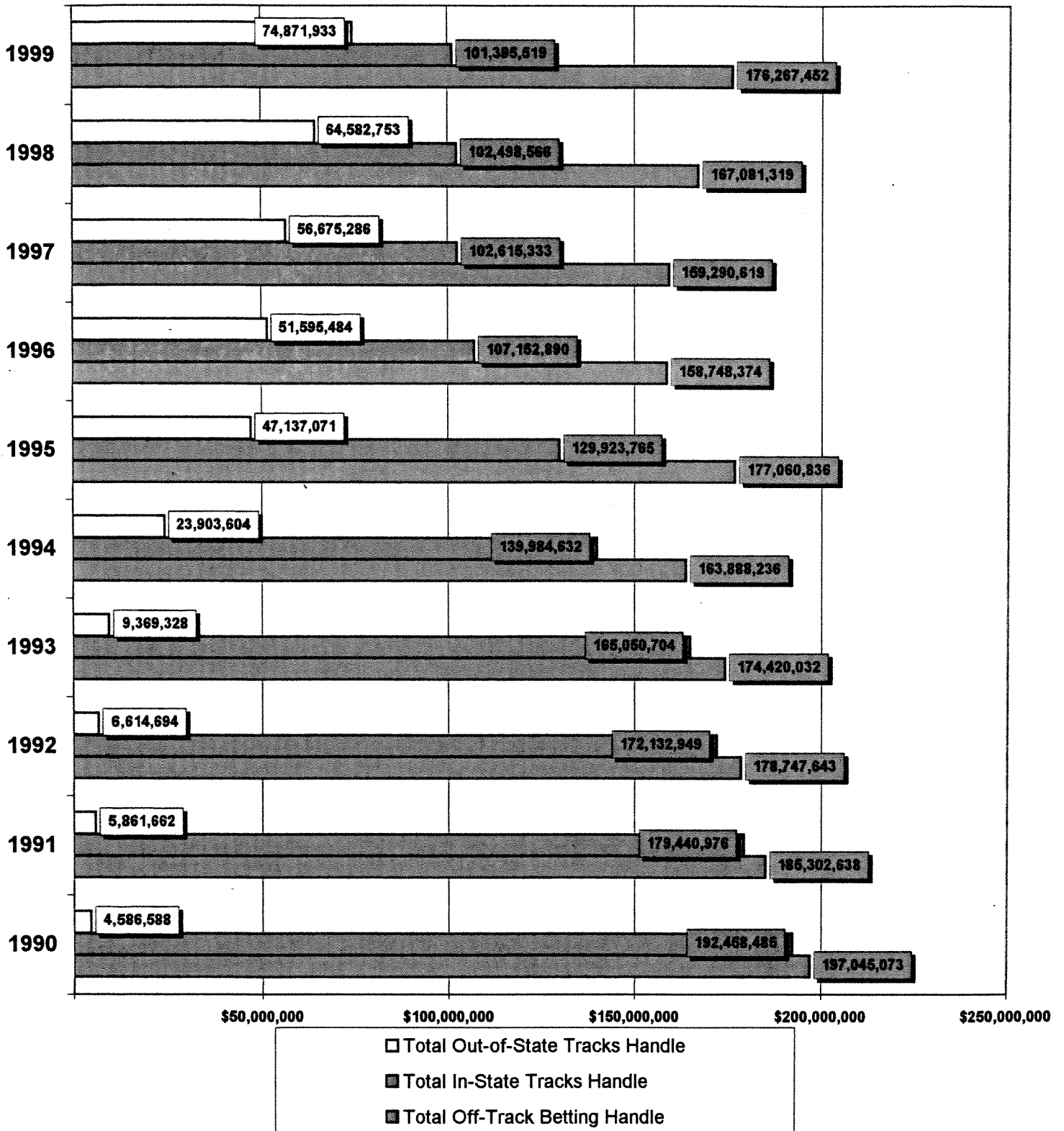
SIMULCAST THEATERS

The simulcast theater at Suffolk OTB, called Tel-A-Race, opened in May 1986. This facility offers a full-sized restaurant, a snack bar, two large theater areas, and a bar with alcoholic beverage service. Carrels (work-desks) and "Tiny Tim's" are rented for three dollars a day at the simulcast theater. If the customer decides to not make use of the "Tiny Tim" the rental for the carrel is one dollar per day. The admission charge at Tel-A-Race is \$5.00 and there is a dress code. Track prices are paid on simulcast races, with no surcharge on winnings. A brand new simulcast theater scheduled to replace Tel-A-Race is under construction and will open in late 2000.

	<u>1998</u>	<u>1999</u>
NYS Thoroughbred Handle	\$ 83,038,000	\$ 84,998,000
NYS Harness Handle	\$ 19,460,000	\$ 16,397,000
Out-of-State Tracks	\$ 62,426,000	\$ 72,562,000
Special Events	\$ 2,157,000	\$ 2,310,000
TOTAL HANDLE	<u>\$ 167,081,000</u>	<u>\$ 176,267,000</u>

Note: All figures have been rounded

Total Suffolk Regional OTB Handles In-State and Out-of-State Tracks



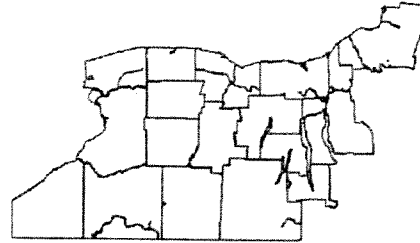
Western Regional OTB



Western OTB 

**700 Ellicott Street
Batavia, New York 14020**

Phone: (800) 724-2000
Fax: (716) 343-6873



Martin Basinait, President

Website address: <http://www.westernotb.com>

The Western Regional Off-Track Betting Corporation, located in Western New York State, is comprised of 18 counties, 15 of which participate in off-track betting. The two major cities served by Western area, Buffalo and Rochester, also participate as full members of OTB. Western has forty-two branches and a simulcast theater. Within its region, Western OTB contains one thoroughbred track (Finger Lakes Racetrack) and two harness tracks (Buffalo Raceway and Batavia Downs). In 1998 Western OTB purchased Batavia Downs and is attempting to secure legislative change to operate a live race meeting at Batavia.

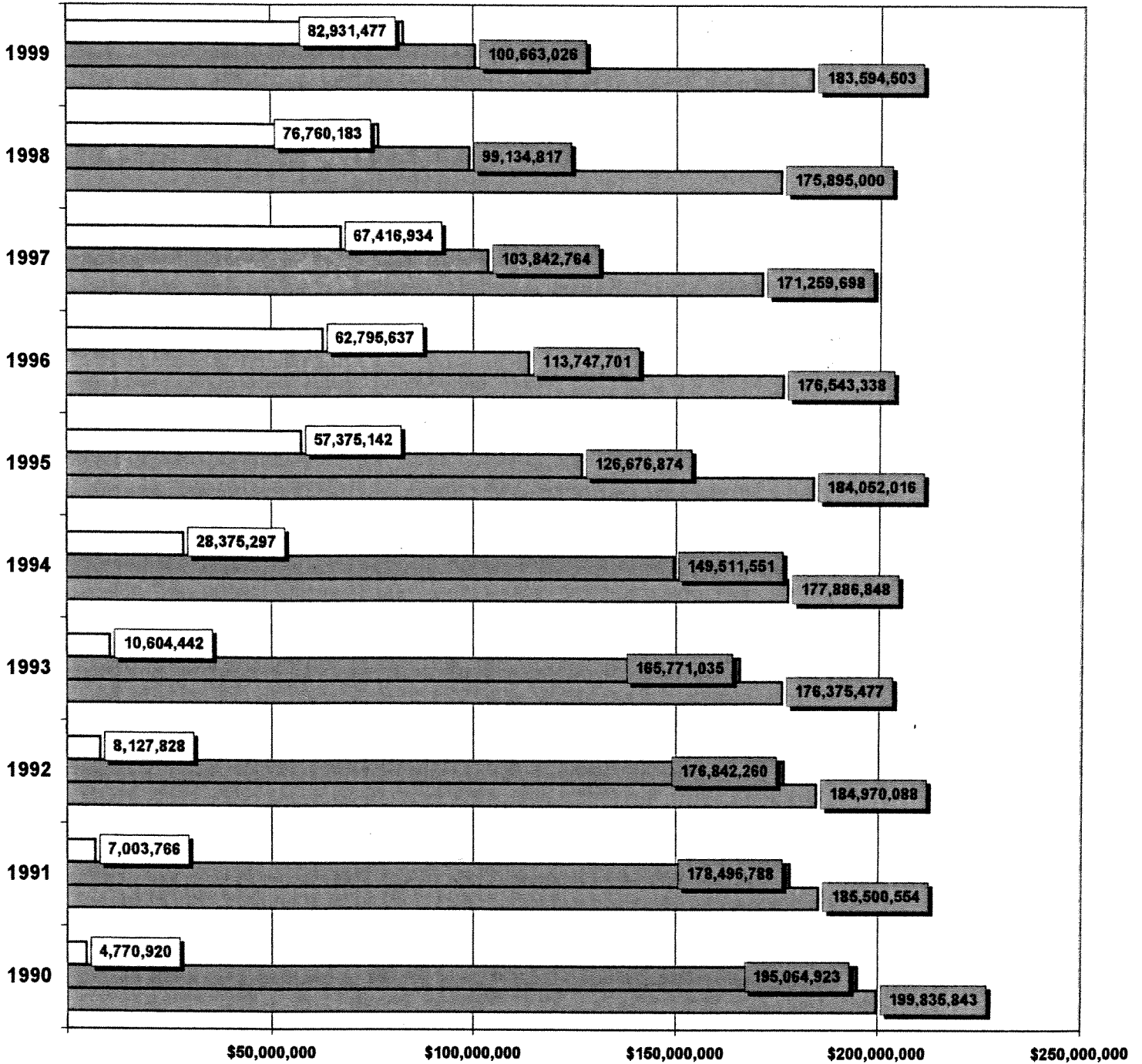
SIMULCAST THEATER

Western opened its first simulcast theater on May 1, 1993, at the Rainbow Center Mall in Niagara Falls. This facility, which charges a \$1 admission fee, seats 240 people, offers restaurant service including alcoholic beverages and has no dress code. Winning wagers on non-simulcast races are subject to the surcharge.


	<u>1998</u>	<u>1999</u>
NYS Thoroughbred Handle	\$ 73,425,000	\$ 74,727,000
NYS Harness Handle	\$ 25,710,000	\$ 25,936,000
Out-of-State Tracks	\$ 74,255,000	\$ 80,110,000
Special Events	\$ 2,505,000	\$ 2,822,000
TOTAL HANDLE	<u>\$ 175,895,000</u>	<u>\$ 183,595,000</u>

Note: All figures have been rounded

Total Western Regional OTB Handles In-State and Out-of-State Tracks




Total Out-of-State Tracks Handle
 Total In-State Tracks Handle
 Total Off-Track Betting Handle



Off-Track Betting Corporations

STATISTICAL DATA



Simulcasting

Simulcasting is the display of live televised horse races on which pari-mutuel betting is permitted at a site other than the track where the race is held. 1999 marks the sixteenth year of comprehensive statewide simulcasting of horse races within New York State.

Simulcasting was first authorized by the State Legislature in 1984 on a one-year experimental basis and was extended permanently in 1990. The law was designed specifically to remove statutory obstacles to growth and establish a framework for racetracks and off-track betting corporations to work together and negotiate positions in good faith for the benefit of racing and government.

In subsequent years, statutory changes authorized simulcasting of out-of-state thoroughbred special events for tracks and OTB corporations; simulcast of out-of-state full cards into NYRA, its satellite receivers and OTB's were authorized on NYRA "dark days" or days that NYRA races were curtailed or called off for safety reasons; state and local withholding taxes on winning pari-mutuel payoffs were repealed.

In 1999 a special six-month simulcast license for the period July 1 – December 31 was issued. The purpose was to establish a calendar year basis for annual simulcast licenses beginning January 1, 2000.

A breakdown by applicant is set forth below:

APPLICANTS	NUMBER OF LICENSES ISSUED IN 1999	FEE PAID
OFF-TRACK BETTING		
<i>CAPITAL OTB</i>	53	\$13,250
<i>CATSKILL OTB</i>	24	\$6,000
<i>NASSAU OTB</i>	13	\$3,250
<i>NYC OTB</i>	73	\$18,250
<i>SUFFOLK OTB</i>	14	\$3,500
<i>WESTERN OTB</i>	44	\$11,000
Subtotal	221	\$55,250
TRACKS		
<i>BUFFALO RACEWAY</i>	1	\$250
<i>FINGER LAKES</i>	1	\$250
<i>MONTICELLO</i>	1	\$250
<i>N.Y.R.A.</i>	3	\$750
<i>SARATOGA RACEWAY</i>	1	\$250
<i>VERNON DOWNS</i>	1	\$250
<i>YONKERS RACEWAY</i>	1	\$250
Subtotal	9	\$2,250
TOTAL	230	\$57,500

Note: Batavia Downs did not conduct racing or simulcast in 1999.



**NEW YORK STATE REGIONAL OFF-TRACK BETTING CORPORATIONS
TOTAL HANDLE BY TRACK AND REGION
1999**

New York State Thoroughbred:

	<u>Capital</u>	<u>Catskill</u>	<u>Nassau</u>	<u>New York City</u>	<u>Suffolk</u>	<u>Western</u>	<u>All Regions</u>
NYRA:							
Aqueduct	\$ 35,588,456	\$ 20,957,053	\$ 51,201,034	\$ 179,078,798	\$ 36,486,247	\$ 22,294,820	\$ 345,606,408
Belmont	27,015,713	15,865,688	36,761,576	134,823,867	26,728,054	12,869,016	254,063,914
Saratoga	24,238,791	8,454,644	18,982,876	64,816,312	13,256,381	9,140,299	138,889,303
Total NYRA	86,842,960	45,277,385	106,945,486	378,718,977	76,470,682	44,304,135	738,559,625
Finger Lakes	17,578,746	9,379,113	12,115,895	53,824,102	8,527,464	30,423,265	131,848,585
Total New York State Thoroughbred	104,421,706	54,656,498	119,061,381	432,543,079	84,998,146	74,727,400	870,408,210

New York State Harness:

Batavia *	-	-	-	-	-	-	-
Buffalo	1,405,611	1,740,088	1,635,397	4,378,899	1,205,667	11,981,099	22,346,761
Monticello	2,498,600	5,906,569	4,542,337	18,604,503	3,224,087	4,326,631	39,102,727
Saratoga	4,301,317	1,111,240	1,256,595	2,705,203	819,228	678,670	10,872,253
Syracuse Mile	134,054	111,837	134,317	399,363	90,028	244,341	1,113,940
Vernon	2,780,652	398,032	1,064,553	1,635,992	621,529	2,486,616	8,987,374
Yonkers	8,647,827	10,871,319	17,227,341	64,923,374	10,436,834	6,218,269	118,324,964
Total New York State Harness	19,768,061	20,139,085	25,860,540	92,647,334	16,397,373	25,935,626	200,748,019

Total Handle for New York State Tracks

Total Handle for New York State Tracks	124,189,767	74,795,583	144,921,921	525,190,413	101,395,519	100,663,026	1,071,156,229
--	-------------	------------	-------------	-------------	-------------	-------------	---------------

Total Handle for Out-of-State Tracks

Total Handle for Out-of-State Tracks	90,492,353	60,252,247	102,850,116	439,548,748	72,561,918	80,109,876	845,815,258
--------------------------------------	------------	------------	-------------	-------------	------------	------------	-------------

Special Events:


Breeders Cup	1,311,554	624,378	1,007,898	3,967,691	821,726	802,365	8,535,612
Kentucky Derby	998,288	823,396	866,035	3,006,574	688,981	900,825	7,284,099
Preakness Stakes	692,028	557,115	584,378	2,054,802	431,951	614,916	4,935,190
Others	530,385	354,267	873,693	2,168,477	367,357	503,495	4,797,674
Total Special Events	3,532,255	2,359,156	3,332,004	11,197,544	2,310,015	2,821,601	25,552,575

Total Handle for All Tracks

Total Handle for All Tracks	\$ 218,214,375	\$ 137,406,986	\$ 251,104,041	\$ 975,936,705	\$ 176,267,452	\$ 183,594,503	\$ 1,942,524,062
-----------------------------	----------------	----------------	----------------	----------------	----------------	----------------	------------------

* Batavia Downs did not conduct racing or simulcasting in 1999.

* Batavia Downs did not conduct racing in 1998. Simulcasting was conducted at the track until June 30, 1998.





**NEW YORK STATE REGIONAL OFF-TRACK BETTING CORPORATIONS
STATEMENT OF REVENUES NET OF EXPENSES
1998**

	Capital	Catskill	Nassau	New York City	Suffolk	Western	All Regions
Net Handle on:							
In State Thoroughbred Tracks	\$ 105,644,411	\$ 55,559,075	\$ 117,430,653	\$ 419,491,012	\$ 83,038,015	\$ 73,424,984	\$ 854,588,150
Out of State Thoroughbred Tracks	71,192,695	47,643,821	77,590,481	363,460,965	57,869,146	55,367,041	673,144,149
In State Harness Tracks	22,579,033	23,148,978	31,483,934	109,303,903	19,460,531	25,709,833	231,686,232
Out of State Harness Tracks	16,397,761	7,432,383	14,561,700	28,407,807	6,693,607	21,393,142	94,886,400
Total Net Handle	215,813,900	133,784,257	241,066,768	920,663,687	167,061,319	175,895,000	1,854,304,931
Less:							
Returned to Bettors	162,977,397	100,178,523	179,939,883	697,601,666	126,652,413	130,699,899	1,398,049,781
Surcharge	7,578,861	5,494,820	9,017,391	32,871,550	5,700,947	7,662,007	68,325,576
OTB Take Out and Breakage	45,257,642	28,110,914	52,109,494	190,190,471	34,727,959	37,533,094	387,929,574
Less Payments to:							
NY State (Pari-Mutuel Tax & Breakage)	2,078,330	1,524,972	2,089,991	8,213,016	1,480,234	1,815,044	17,201,587
NY State (Uncashed Tickets)	772,680	445,684	526,893	2,574,394	467,566	650,000	5,437,217
Breeders' Fund - Thoroughbred	1,053,620	516,871	1,178,513	4,629,042	845,695	852,609	9,076,350
Breeders' Fund - Harness	560,127	301,400	684,305	2,200,185	417,964	483,012	4,646,993
In State Thoroughbred Tracks	8,864,647	6,817,389	12,922,723	50,814,663	9,279,940	7,725,535	96,424,897
Out of State Thoroughbred Tracks	1,601,063	1,062,914	1,688,384	7,865,871	1,266,790	1,245,268	14,730,290
In State Harness Tracks	5,281,185	2,093,836	3,075,587	11,199,748	1,976,273	4,080,988	27,707,617
Out of State Harness Tracks	337,924	158,042	291,367	576,422	136,274	428,242	1,928,271
City of Albany	320,754	-	-	-	-	-	320,754
City of Niagara	-	-	-	-	-	107,409	107,409
Total Statutory Payments	20,870,330	12,921,108	22,457,763	88,073,341	15,870,736	17,388,107	177,581,385
Net Racing Revenue	24,387,312	15,189,806	29,651,731	102,117,130	18,857,223	20,144,987	210,348,189
Other Revenue:							
Admission Income	132,948	98,000	-	-	78,831	10,624	320,403
Lottery Income	648,857	422,529	-	-	103,113	489,476	1,663,975
Concession Income	102,806	28,474	82,943	-	(51,794)	16,955	179,384
Derived from Section 532	1,581,587	1,144,968	1,470,670	6,098,186	1,015,571	1,527,661	12,838,643
Interest Income	85,254	1,226,474	508,053	1,431,638	188,000	177,821	3,617,240
Other Income	413,265	125,534	(284,795)	1,267,681	1,401,037	383,010	3,305,732
Uncashed Tickets	772,680	445,684	526,893	2,574,394	467,566	650,000	5,437,217
Total Operating Revenue	28,124,709	18,661,469	31,955,495	113,489,029	22,059,547	23,400,534	237,710,783
Operating Expenses:							
Branch Expenses	16,591,679	9,702,869	13,831,309	66,023,058	13,369,780	15,836,301	135,354,996
Corporate Expenses	7,685,512	2,113,872	5,676,839	36,666,566	5,813,723	4,769,800	62,726,312
Total Operating Expenses - Including Depreciation	24,277,191	11,816,741	19,508,148	102,689,624	19,183,503	20,606,101	198,081,308
Section 516 Net Revenues from Operations	3,847,518	6,864,728	12,447,347	10,799,405	2,876,044	2,794,433	39,629,475


Continued





**NEW YORK STATE REGIONAL OFF-TRACK BETTING CORPORATIONS
STATEMENT OF REVENUES NET OF EXPENSES
1999**

	Capital	Catskill	Nassau	New York City	Suffolk	Western	All Regions
Less:							
Section 509-a Contributions to Capital Acquisition Fund	(500,000)	(36,228)	(123,269)	-	-	(950,000)	(1,609,497)
Section 516 Net Revenue for Distribution	3,912,296	6,559,029	12,903,411	10,444,406	2,816,688	1,964,103	38,599,933
Add:							
Section 532 Revenues to Participating Localities	3,713,002	2,463,598	4,792,621	20,294,554	2,638,021	3,804,975	37,706,771
Total Benefits to Participating Localities	7,625,298	9,022,627	17,696,032	30,738,960	5,454,709	5,769,078	76,306,704
Add:							
Section 532 Revenues to Other Localities	1,738,843	1,212,227	1,764,602	3,557,985	1,409,890	1,501,153	11,184,700
Total Benefits to all Localities	9,364,141	10,234,854	19,460,634	34,296,945	6,864,599	7,270,231	87,491,404
Add:							
Capital Acquisition Funds:							
Section 509-a Contribution from Net Revenues	500,000	36,228	123,269	-	-	950,000	1,609,497
Supplemental 1% Section 532	960,238	685,066	1,170,048	3,633,027	701,928	1,065,327	8,215,634
Other Fund Revenues net of Expenses	(139,958)	295,302	(470,236)				(314,892)
Total Capital Acquisition Funds	1,320,280	1,016,596	823,081	3,633,027	701,928	2,015,327	9,510,239
TOTAL AVAILABLE FOR DISTRIBUTION TO LOCALITIES AND FOR CAPITAL ACQUISITIONS	\$ 10,684,421	\$ 11,251,450	\$ 20,283,715	\$ 37,929,972	\$ 7,566,527	\$ 9,285,558	\$ 97,001,643



**NEW YORK STATE REGIONAL OFF-TRACK BETTING CORPORATIONS
STATEMENT OF REVENUES NET OF EXPENSES
1999**



STATE OF NEW YORK
RACING AND WAGERING BOARD

	<u>Capital</u>	<u>Catskill</u>	<u>Nassau</u>	<u>New York City</u>	<u>Suffolk</u>	<u>Western</u>	<u>All Regions</u>
Net Handle on:							
In State Thoroughbred Tracks	\$ 104,421,706	\$ 54,656,498	\$ 119,061,381	\$ 432,543,079	\$ 84,998,146	\$ 74,727,400	\$ 870,408,210
Out of State Thoroughbred Tracks	73,014,047	48,635,353	80,441,230	378,936,421	60,897,721	55,584,309	697,509,081
In State Harness Tracks	19,768,061	20,139,085	25,860,540	92,647,334	16,397,373	25,935,626	200,748,019
Out of State Harness Tracks	21,010,561	13,976,050	25,740,890	71,809,871	13,974,212	27,347,168	173,858,752
Total Net Handle	218,214,375	137,408,986	251,104,041	975,936,705	176,267,452	183,594,503	1,942,524,062
Less:							
Returned to Bettors	184,654,420	102,897,430	188,231,814	740,071,618	133,064,459	136,143,575	1,465,063,316
Surcharge	8,104,004	5,612,264	9,474,445	34,285,829	5,896,304	8,001,153	71,373,999
OTB Take Out and Breakage	45,455,951	26,897,292	53,397,782	201,579,258	37,306,689	39,449,775	406,086,747
Less Payments to:							
NY State (Pari-Mutuel Tax & Breakage)	2,109,253	1,344,397	2,191,905	8,720,770	1,673,831	1,980,016	18,020,172
NY State (Uncashed Tickets)	774,540	507,029	575,765	3,014,891	533,719	660,000	6,085,944
Breeders' Fund - Thoroughbred	1,159,559	617,515	1,202,883	4,945,481	871,492	853,235	9,650,165
Breeders' Fund - Harness	465,349	431,697	739,055	2,633,897	460,049	534,546	5,284,593
In State Thoroughbred Tracks	9,142,276	6,798,958	13,241,333	55,718,633	9,598,166	7,778,857	102,278,223
Out of State Thoroughbred Tracks	1,652,901	1,089,341	1,779,657	8,317,213	1,353,735	1,287,908	15,480,755
In State Harness Tracks	5,280,131	2,235,046	3,499,289	12,659,991	2,207,709	4,084,944	29,967,110
Out of State Harness Tracks	426,071	285,553	522,619	1,461,111	277,250	553,727	3,526,331
City of Albany	327,209	-	-	-	-	116,598	327,209
City of Niagara	-	-	-	-	-	-	116,598
Total Payments	21,337,289	13,309,536	23,752,506	97,471,987	16,975,951	17,829,831	190,677,100
Net Racing Revenue	24,118,662	15,587,756	29,645,276	104,107,271	20,330,738	21,619,944	215,409,647
Other Revenue:							
Admission Income	107,746	96,295	-	-	77,337	9,232	290,610
Lottery Income	508,371	304,878	-	-	61,084	414,755	1,289,088
Concession Income	103,106	36,772	89,689	-	1,089	28,973	259,639
Derived from Section 532	1,691,921	1,251,373	1,747,174	6,800,263	1,146,465	1,629,698	14,286,894
Interest Income	69,921	810,934	612,270	1,351,600	187,744	274,107	3,306,576
Other Income	257,612	169,959	227,289	1,655,966	1,350,011	463,742	4,124,579
Uncashed Tickets	774,540	507,029	575,765	3,014,891	-	660,000	5,532,225
Total Operating Revenue	27,631,879	18,764,996	32,897,463	116,929,991	23,154,478	25,100,451	244,479,258
Operating Expenses:							
Branch Expenses	16,398,252	9,905,377	13,894,020	68,884,228	13,828,328	16,479,380	139,389,583
Corporate Expenses	6,821,331	2,264,362	5,976,763	37,601,359	6,509,462	5,706,968	64,880,245
Total Operating Expenses - Including Depreciation	23,219,583	12,169,739	19,870,783	106,485,585	20,337,790	22,186,348	204,269,828
Section 516 Net Revenues from Operations	4,412,296	6,595,257	13,026,680	10,444,406	2,816,688	2,914,103	40,209,430
Section 516 Net Revenues from Operations	4,412,296	6,595,257	13,026,680	10,444,406	2,816,688	2,914,103	40,209,430


Continued



**NEW YORK STATE REGIONAL OFF-TRACK BETTING CORPORATIONS
TOTAL HANDLE BY REGIONAL CORPORATION (SINCE INCEPTION)**

	<u>Capital</u>	<u>Catskill</u>	<u>Nassau</u>	<u>New York City</u>	<u>Suffolk</u>	<u>Western</u>	<u>All Regions</u>
1971	\$ -	\$ -	\$ -	\$ 118,588,586	\$ -	\$ -	\$ 118,588,586
1972	2,316,716	-	-	450,316,518	-	-	452,633,234
1973	11,414,046	-	-	691,280,360	-	-	702,694,406
1974	15,098,937	-	-	786,711,622	-	13,440,146	815,250,705
1975	19,796,767	-	27,903,980	773,550,528	30,367,693	55,239,443	906,858,411
1976	40,303,650	15,561,237	69,662,629	785,910,123	67,723,374	73,741,970	1,052,902,983
1977	55,041,267	41,729,116	90,692,862	777,437,682	77,426,355	85,725,016	1,128,052,298
1978	67,987,889	52,433,415	102,674,979	791,853,715	87,840,290	103,739,971	1,206,530,259
1979	91,720,613	66,849,752	134,958,752	835,815,437	109,146,866	133,535,290	1,372,026,710
1980	102,669,278	73,982,592	142,586,319	879,639,694	117,253,548	146,491,353	1,462,622,784
1981	108,653,823	80,120,747	149,594,168	891,276,192	122,394,341	153,324,442	1,505,363,713
1982	124,920,812	82,561,063	155,304,423	883,510,575	130,558,401	144,429,719	1,521,284,993
1983	134,616,018	88,668,362	159,422,909	866,764,759	136,539,171	145,961,464	1,531,972,683
1984	147,563,225	96,713,909	158,728,337	886,006,827	142,821,166	151,659,615	1,583,493,079
1985	157,719,562	106,083,129	155,085,757	871,867,750	140,669,804	143,303,334	1,574,729,336
1986	193,409,257	117,491,015	165,303,500	945,803,419	167,050,479	167,696,983	1,756,754,653
1987	209,892,621	132,723,923	180,195,868	1,003,377,015	195,383,498	187,591,674	1,909,164,599
1988	223,291,861	135,770,751	196,117,404	1,000,766,523	201,599,802	193,291,107	1,950,837,448
1989	228,130,290	135,137,777	212,472,817	940,787,164	206,786,117	196,986,948	1,920,301,113
1990	234,806,538	115,881,524	214,668,830	961,469,708	197,045,073	199,835,843	1,923,707,516
1991	226,402,623	121,541,890	196,960,292	904,201,790	185,302,638	185,500,554	1,819,909,787
1992	220,805,067	125,246,625	193,595,504	858,961,315	178,747,643	184,970,088	1,762,326,242
1993	209,279,030	117,974,312	186,542,545	775,251,135	174,420,032	176,375,477	1,639,842,531
1994	205,015,141	121,740,566	191,296,563	757,612,209	163,888,236	177,886,848	1,617,439,563
1995	214,677,508	130,493,497	220,127,790	854,457,195	177,060,836	184,052,016	1,780,868,842
1996	210,386,807	121,133,534	219,738,585	880,656,595	158,748,374	176,543,338	1,767,207,233
1997	216,408,562	124,587,519	235,579,004	927,920,479	159,290,619	171,259,698	1,835,045,881
1998	215,813,900	133,784,257	241,066,768	920,663,687	167,081,319	175,895,000	1,854,304,931
1999	218,214,375	137,406,986	251,104,041	975,936,705	176,267,452	183,594,503	1,942,524,062
TOTAL	\$ 4,106,356,183	\$ 2,475,617,498	\$ 4,251,384,626	\$ 23,998,395,307	\$ 3,671,413,127	\$ 3,912,071,840	\$ 42,415,238,581

* Schenectady was superseded by Capital District on August 11, 1975.





**NEW YORK STATE REGIONAL OFF-TRACK BETTING CORPORATIONS
SUMMARY OF DIRECT AND REGIONAL PAYMENTS TO TRACKS
1998**

New York State Thoroughbred:

	<u>Capital</u>	<u>Catskill</u>	<u>Nassau</u>	<u>New York City</u>	<u>Suffolk</u>	<u>Western</u>	<u>TOTAL</u>
NYRA:							
Aqueduct	\$ 3,072,761	\$ 2,810,741	\$ 5,790,843	\$ 23,201,239	\$ 4,063,802	\$ 2,944,334	\$ 41,883,720
Belmont	2,328,438	2,015,037	3,794,229	15,265,677	2,892,172	1,393,720	27,689,273
Saratoga	1,918,986	1,122,795	2,099,599	6,951,937	1,444,040	531,071	14,068,428
Total NYRA	7,320,185	5,948,573	11,684,671	45,418,853	8,400,014	4,869,125	83,641,421
Finger Lakes	1,544,462	868,816	1,238,052	5,395,810	879,926	2,856,410	12,783,476
Total New York State Thoroughbred	8,864,647	6,817,389	12,922,723	50,814,663	9,279,940	7,725,535	96,424,897

New York State Harness:

Batavia *							
Buffalo	37,323	35,865	40,286	83,179	22,983	361,310	361,310
Monticello	78,824	648,939	640,390	2,716,251	405,777	3,150,325	3,369,961
Saratoga	3,797,775	11,421	24,251	59,326	13,883	6,160	4,554,809
Syracuse Mile	4,669	1,837		418		11,370	3,912,816
Vernon	1,092,316	33,793	20,803	40,671	13,201	306,085	1,506,869
Yonkers	270,278	1,361,981	2,349,857	8,299,903	1,520,429	181,110	13,983,558
Total New York State Harness	5,281,185	2,093,836	3,075,587	11,199,748	1,976,273	4,080,988	27,707,617

Total Payments to New York State Tracks

	14,145,832	8,911,225	15,998,310	62,014,411	11,256,213	11,806,523	124,132,514
--	------------	-----------	------------	------------	------------	------------	-------------

Total Payments to Out-of-State Tracks

	1,728,653	1,084,040	1,805,031	7,762,369	1,275,387	1,519,455	15,174,935
--	-----------	-----------	-----------	-----------	-----------	-----------	------------

Special Events:

Breeders Cup	75,943	37,480	56,563	281,775	43,974	48,528	544,263
Kentucky Derby	69,583	54,901	53,033	184,608	43,674	60,172	465,971
Preakness Stakes	31,064	24,286	22,751	93,512	19,391	27,111	218,115
Others	33,744	20,249	42,373	120,029	20,638	18,244	255,277
Total Special Events	210,334	136,916	174,720	679,924	127,677	154,055	1,483,626

Total Payments to All Tracks

	\$ 16,084,819	\$ 10,132,181	\$ 17,978,061	\$ 70,456,704	\$ 12,659,277	\$ 13,480,033	\$ 140,791,075
	<u>Revised</u>				<u>Revised</u>	<u>Revised</u>	<u>Revised</u>

* Batavia Downs did not conduct racing or simulcasting in 1999.

* Batavia Downs did not conduct racing in 1998. Simulcasting was conducted at the track until June 30, 1998.



Comparative of Gross Handles

Overview and breakdown of the gross handles which fall under Racing and Wagering Board jurisdiction.

OTB	\$1,942,524,062
Thoroughbred	\$568,802,459
Bell Jar	\$300,491,963
Harness	\$234,686,881
Bingo	\$178,011,168





Unit Reports

Licensing

Legal

Charitable Gaming

Indian Gaming



LICENSING

All participants in New York State racing are required to obtain occupational licenses which have been issued on a calendar year basis for one, two or three years. In 1999, a total of 20,037 licenses were valid to participate at New York State's racetracks. Valid harness racing licenses totaled 9,430 while 10,607 were valid in the Thoroughbred division. This was a decrease from 1998, in which the number of valid licenses totaled at 20,663.

Occupational Licenses Valid in 1999

Category	Harness	Thoroughbred	Total
Agents	0	132	132
Cleaning Service	79	328	407
Driver	912	0	912
Farrier	46	35	81
Food Service	173	207	380
General Service	449	1,129	1,578
Jockey	0	231	231
Mutual Clerk	338	478	876
Owner	4,148	3,761	7,909
Security	125	274	399
Stable Employee	1,339	2,864	4,203
Track Management	79	63	142
Trainer	1,713	1,048	2,761
Veterinarian	29	57	86
Total	9,430	10,607	20,037

Regulatory Activities

The Board issued 1,007 rulings for violations of racing laws, rules and regulations, at both harness and thoroughbred tracks. The Board levied fines to licensees for racing-related violations in the amount of \$83,000.

Summary of Rulings by Track

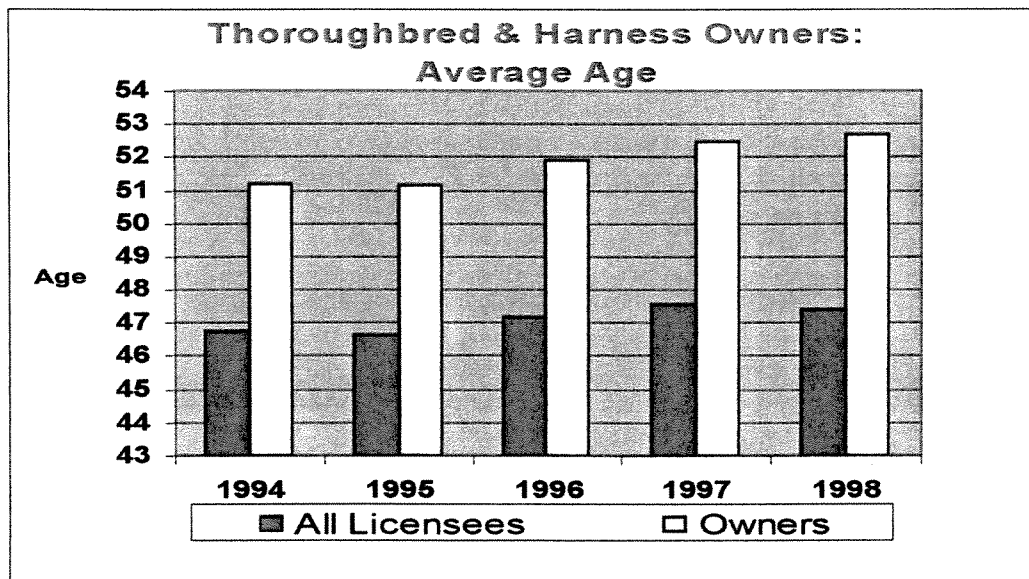
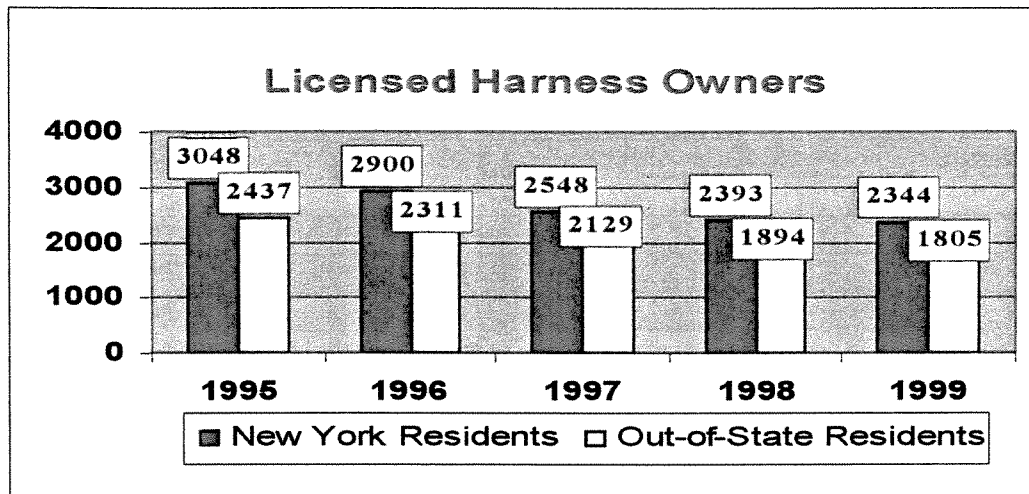
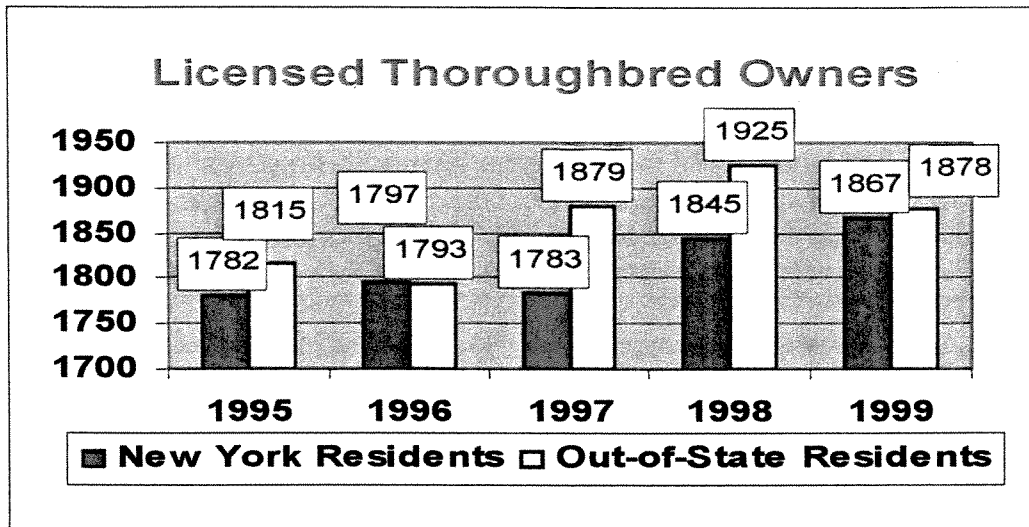
Harness:

Buffalo: 81
 Monticello: 217
 Saratoga: 78
 Vernon: 58
 Yonkers: 454

Thoroughbred:

Finger Lakes: 72
 N.Y.R.A. : 47

Licensing



LEGAL

1999 LEGISLATION AFFECTING THE RACING and WAGERING BOARD

The State Legislature passed two racing-related bills requested by the Board to relieve the industry of unnecessary regulatory burdens. Chapter 211 of the Laws of 1999 repealed Sections 234 and 301(2) of the Racing, Pari-Mutuel Wagering and Breeding Law ("Racing Law") that had required Board approval of admission prices at thoroughbred and harness race tracks. Chapter 538 of the Laws of 1999 repealed an archaic part of Section 525 of the Racing Law that required the transmission of certain off-track betting wagering information to the Board. It also amended Section 1003(2)(a) to eliminate the requirement for an annual feasibility study in connection with renewal of a simulcast license. The feasibility study is required only for new simulcast activity in a format prescribed by the Board.

Chapter 542 of the Laws of 1999 amended Section 307 of the Racing Law by adding a new subdivision 5-b to authorize the Board to issue a license to a harness track for fewer racing days than are required by Section 307(5-a), provided the authorized horsemen's association concurs with a certification that there is a shortage of horses eligible for competition.

In Chapters 233 and 637 of the Laws of 1999, the Legislature made changes in laws affecting games of chance. Chapter 233 amended Section 288 of the Agriculture and Markets Law to provide that raffles, otherwise authorized by Article 9-A of the General Municipal Law, will be allowed at county agricultural fairs. Previously, the conduct of raffles at county fairs was prohibited. Chapter 637 amended the General Municipal Law and clarified aspects affecting the play of the seal card as a game of chance, facilitated the process for Board approval of specific seal cards, merchandise boards and coin boards, clarified the standards applicable to violation of General Municipal Law Section 195-n, and changed certain reporting requirements by regulated organizations from quarterly to monthly.

LEGAL

SUMMARY OF BOARD ACTION ON RULES

The Board adopted the following:

- A. Minimum Betting Amount Amendments to Parts 4011, 4122 and 4217 eliminated the mandatory dollar wagering amounts in order to provide tracks and off-track betting corporations with flexibility in pricing their wagers.
- B. Pick-Six Wagering Alternatives An amendment to Rule 4011.23(g) gave track operators the option of providing bettors with the opportunity to choose an alternate when placing a Pick-Six bet, in the event there is a scratch or non-starter situation.
- C. Application Form for Games of Chance Identification Number An amendment to Part 5601 simplified the application form for obtaining a games of chance identification number and removed the requirement for the detailed information previously required by the Rule.
- D. Unqualified Horses at Buffalo Raceway An emergency amendment to Rule 4113.5 (in effect for 90 days) provided that a satisfactory race performance on or after September 1st of the preceding year shall be deemed a satisfactory performance for a horse making its first start of the year before June 1st at Buffalo Raceway.
- E. Use of Games of Chance Proceeds by Veterans Organizations An amendment to Rule 5624.1 implemented Chapter 190 of the Laws of 1997 by removing any Board pre-disbursement review of the use of games of chance proceeds by veterans organizations.

The Board proposed for action the following:

- A. Off-Track Betting Amendments to revise a significant number of off-track betting rules to either clarify existing language, conform existing rules to statutory changes or current practice and repeal obsolete provisions.
- B. Raffle of Real Estate An amendment to Rule 5622.16 to repeal the prohibition against offering real estate or bonds and stock as a prize for a raffle. Authorized organizations would be allowed to conduct raffles with real property, bonds or stock offered as a prize, provided there is disclosure of the tax liabilities associated with the real property.
- C. Games of Chance-Artists' Renderings An amendment to conform Rule 5608.4 to the provisions of General Municipal Law Section 195-n (1) to allow manufacturers of bell jar tickets to submit samples or artists' renderings of

LEGAL

proposed bell jar tickets, payout cards and flares for review and approval by the Board.

The Board adopted by emergency rule making and proposed the following:

- A. Games of Chance and Bingo Amendments to Parts 5600, 5602, 5603, 5607, 5608, 5611, 5620, 5622, 5623, 5624, 5814, 5815 and 5820 primarily to implement legislative changes affecting coin boards, merchandise boards, seal cards, leasing of bingo equipment, and licensing and record keeping requirements for raffles.

BUREAU OF BELL JAR AND CHARITABLE GAMING COMPLIANCE

Historical Overview

Bingo became the first authorized charitable game to receive Legislative approval through an amendment to the New York State Constitution in 1957. This amendment permits qualified charitable, religious and non-profit organizations to utilize this valuable fundraising mechanism. The passage of this amendment resulted in formation of the Bingo Control Commission, which regulated and enforced Bingo laws until 1977. In April 1977, all powers and responsibilities relating to the regulation of bingo were placed under the jurisdiction of the Racing and Wagering Board.

Games of Chance, which included only Las Vegas nights, were authorized by constitutional amendment in 1975 and the Board was granted regulatory authority. It was October 1988 when the Legislature permitted bell jar tickets to be used as a fundraising mechanism by qualified organizations. In April 1994, the Legislature further expanded the games falling under the realm of Games of Chance to include raffles. This Legislation became effective in January 1995.

To assist the Board in its efforts in regulating Games of Chance, Governor Pataki, with the support of the Legislature, provided additional resources to the Racing and Wagering Board. In 1997, a new unit was formed and named the Bureau of Bell Jar and Charitable Gaming Compliance. Since the formation of this unit, the Board has significantly increased its ability to render assistance, advice and training to municipal clerks, law enforcement agencies and more than 15,000 organizations registered by the Board to conduct charitable gambling in our state. The Board's central desire is to help qualified organizations comply with the laws that permit them to conduct profitable fundraisers. The goal is to bring each and every organization into compliance, thereby maximizing the proceeds available for worthy cause.

Bell Jar Compliance and Enforcement

The Racing and Wagering Board, through its Bureau of Bell Jar and Charitable Gaming Compliance, is responsible for all licensing and enforcement activities related to the manufacture, distribution and sale of bell jar tickets to licensed authorized organizations in the State. Additionally, the Bureau also regulates other charitable gaming activities commonly referred to as bingo, Las Vegas nights and raffles. The primary function of the Bureau's investigative unit is to curtail the trafficking of illegal bell jar tickets into the state and eliminate those illegal activities that siphon revenues away from their intended charitable purposes. Furthermore, the Bureau is responsible to bring all licensed organizations into compliance with the present day statutes and rules and regulations governing the conduct of charitable gaming.

Through its expanded field presence, the Board has enhanced its compliance and enforcement endeavors to deter the infiltration of charitable gambling operations by criminals and other undesirable elements. During the calendar year 1999, the Bureau

CHARITABLE GAMING

conducted one thousand six hundred eighty seven (1687) charitable gaming inspections, resulting in a 150% increase since 1998. From these inspections, an estimated \$16,204,102 worth of illegal and unauthorized bell jar tickets and/or related gambling paraphernalia was identified and surrendered. In addition, thousands of dollars in unpaid license fees were recovered and remitted to municipalities and the Board.

The Bureau conducts its statewide investigations jointly with the Attorney General's Office, the New York State Police and the New York State Liquor Authority, as well as federal, state and local law enforcement agencies located in New York and other states. As a result of this excellent cooperation, numerous arrests resulted during 1999 regarding the conduct of illegal charitable gaming involving the trafficking/sales of covert charitable gaming records. Accordingly, the Bureau has developed a liaison with the Canadian Ontario Organized Crime Division to deter the flow of illegal gambling records across international borders.

The sales of illegal tickets can be determined through various avenues. An important avenue is the extensive database maintained on the ticket review process. Since 1997, one of the Bureaus primary functions is to review bell jar tickets for approval into New York State (refer to statistical charts for a detailed review history).

In 1999, Bureau personnel reviewed a total of five thousand four hundred ninety-one (5,491) bell jar tickets with four thousand nine hundred sixty-five (4,965) being approved for sale into New York State and five hundred twenty-six (526) requests denied (refer to statistical charts/graphs for detailed historical and current information).

Bureau auditors ensure the proper and accurate collection of additional license fees remitted to the Board. All funds collected are deposited into the special revenue fund, which is used exclusively for compliance and enforcement programs. The following illustrates the revenues generated by the bell jar ticket sales in 1999:

Bell Jar Activity for the Calendar Year 1999 (refer to charts/graphs)	Total
Number of Licensed Organizations	2,125
License Fees Remitted to Clerks	\$ 46,415
Number of Bell Jar Deals Sold	176,285
Gross Ticket Sales	\$298,598,154
Prizes Awarded	\$215,715,550
Additional Fees Collected by Board	\$ 2,636,471
Net Profit to Licensed Organizations	\$ 51,646,037

Bureau personnel are also responsible for ensuring the proper licensing of all manufacturers and suppliers of games of chance equipment. During the calendar year 1999, one hundred and ten (110) games of chance supplier licenses were issued. Accordingly, Bureau personnel are responsible for the issuance of registration numbers qualifying authorized organizations for licensing at the municipal level. Likewise,

CHARITABLE GAMING

Bureau personnel reviewed one thousand one hundred ninety eight (1198) games of chance registration application forms with six hundred thirty three (633) identification numbers issued and ninety nine (99) requests denied (refer to graphs for historical statistical information).

The Bureau, in cooperation with the Governor's Office of Regulatory Reform, is lessening the regulatory burdens borne by charitable organizations licensed to conduct bell jar ticket fund-raisers, by amendment of its rules and reduction in the number of forms required.

Casino-type games of chance and raffles

Bureau personnel play an active role in the registration of authorized organizations conducting Las Vegas nights and raffles at bazaars, carnivals and field days, and are available to provide the assistance and training necessary to maximize profits derived from such fundraising events.

Since the legalization of raffles in 1994, which later took effect in 1995, there have been several modifications to lessen the amount of paperwork involved in the licensing process. Legislators worked with local municipal clerks and non-profit organizations and passed raffle legislation in 1998. This legislation lessened the amount of paperwork required by the organization to obtain a license if the qualified non-profit organization acquired net profits under \$30,000.

In May 1999, the Board made its own internal modifications, which significantly decreased the amount of paperwork an organization would have to file to obtain a Games of Chance identification number.

To further assist the local authorities, the Board published a Municipal Clerk's guide that was distributed to clerk's throughout the state. This guide serves as a how-to reference book for local clerk's that serve as the licensing authority for games of chance and bingo.

In 1999, \$1,443,957 in net profits was raised for charitable purposes through casino-type games; \$1,832,161 in net profits was raised through the conduct of raffles (refer to attached graph).

Games of Chance suppliers licensed by the Board are required to remit a license fee of twenty-five dollars (\$25.00) per year and 2% of their gross annual sales, which amounted to \$271,550 paid to the Board in calendar year 1999 (refer to attached chart).

The Board has increased its ability to conduct training seminars for municipal clerks, law enforcement agencies and authorized organizations on a statewide basis. Bureau representatives have addressed statewide conferences of veterans, firefighters and fraternal organizations, as well as state and local meetings of municipal clerks.

CHARITABLE GAMING

Bingo Regulations

The Bureau is reestablishing its ability to oversee the municipal licensing regulation of charitable bingo fundraisers. Bureau personnel, maintaining a vital service in 1999, conduct training seminars throughout the State for authorized organizations, municipal clerks and licensed suppliers of bingo equipment, in an effort to ensure that the funds derived from bingo games reach their charitable and lawful causes. In 1999, more than nine million bingo players attended 85,950 licensed bingo occasions, generating net profits of \$38,307,400 (refer to attached graph). As a result, \$1,062,202 in license fees was remitted to the State and \$1,093,622 in additional license fees was paid to municipalities. Bureau personnel have taken a proactive role in bingo regulation, cooperating with municipal licensing authorities, law enforcement agencies and the State Attorney General's Office.

The Bureau personnel reviewed one hundred sixty-seven (167) bingo registration applications with eighty-nine (89) issued and one (1) application denied (refer to charts).

Licensed manufacturers and suppliers of bingo equipment are required to remit a yearly license fee of twenty-five dollars (\$25.00) plus an amount of their gross sales based on a schedule of gross sales established by the Legislature, which resulted in \$22,410 in license fees remitted to the Board. During 1999, sixty-six (66) bingo supplier licenses were issued.

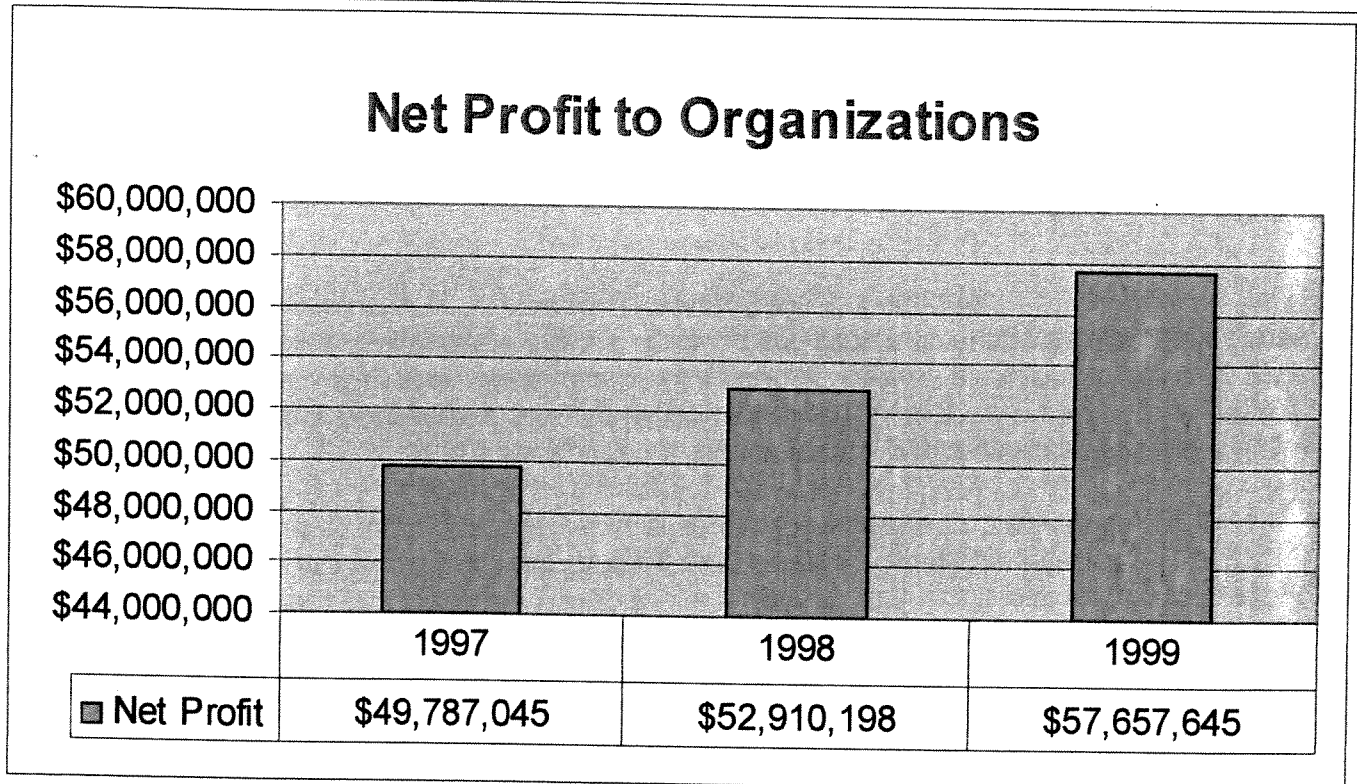
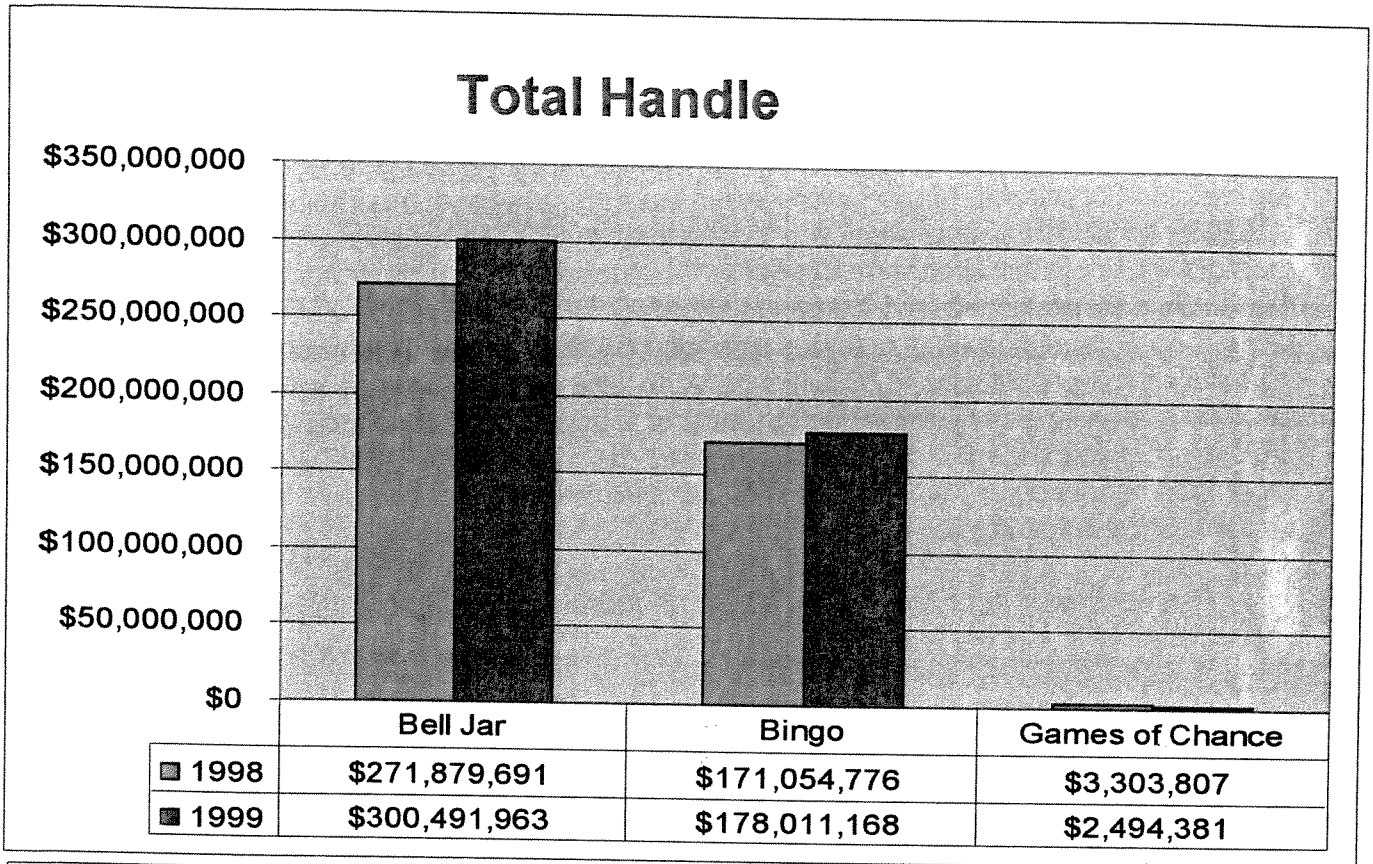
In 1999, the Bureau, as required by law, determined the rental schedules of fifty (50) licensed commercial lessors to be fair and reasonable, resulting in the payment of \$118,040 in commercial lessor license fees.

Compliance Structure

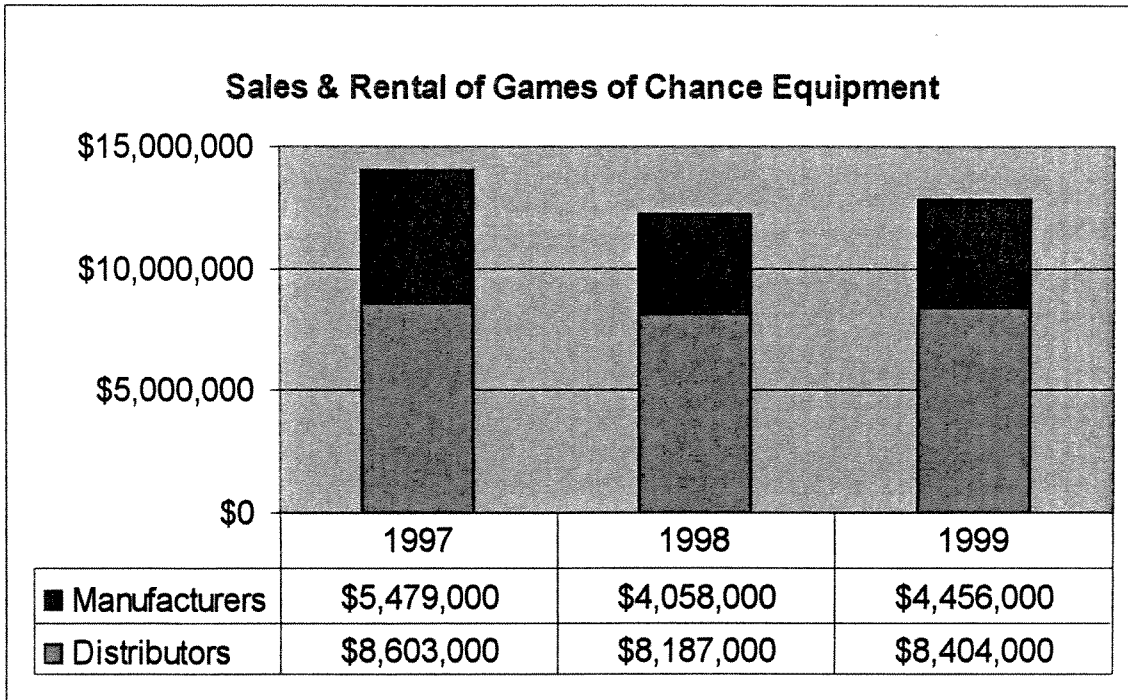
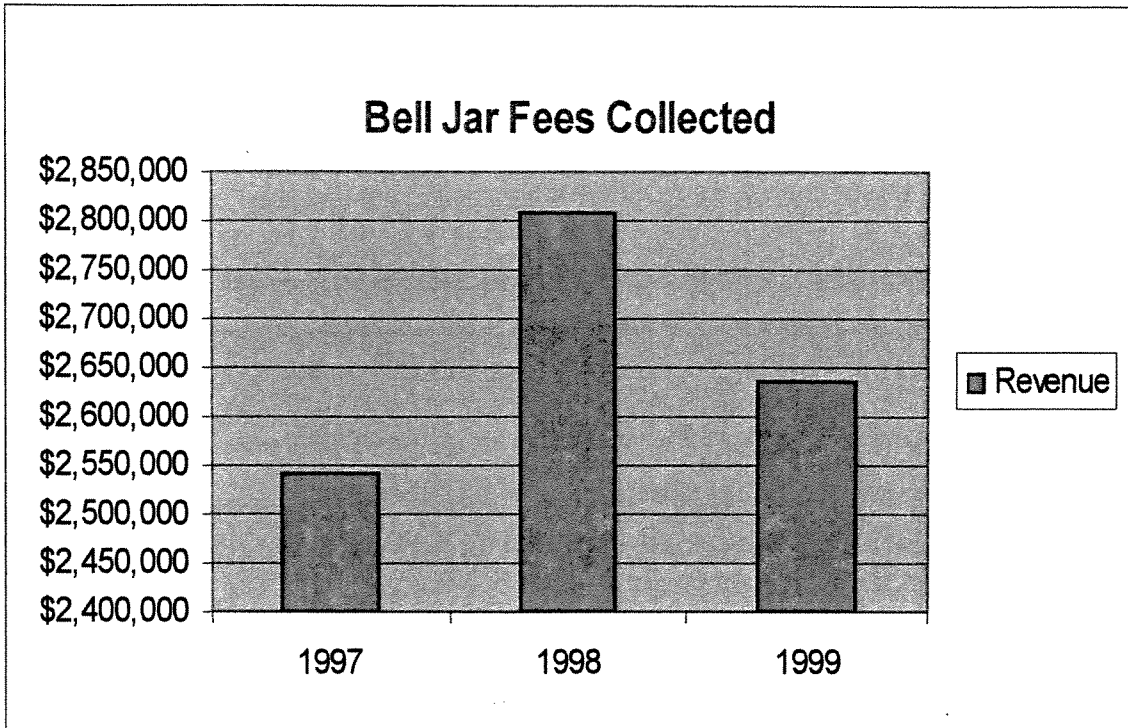
In 1998, a Compliance Conference Procedural Requirement Manual was established to provide a structure for bringing supply companies, commercial lessors and qualified non-profit organizations into compliance with the laws, rules and regulations. Since introducing this manual, the Bureau established four hundred three (403) legal case files with one-hundred thirty (130) cases settled.

The compliance conference provides a non-confrontational forum for the Board and the licensee where both parties come to address discrepancies. A compliance conference also offers the Board staff an opportunity to educate the licensee about developments in the law, and provide the Board with insights as to the issues that licensees encounter on regular basis. A compliance conference is not a formal hearing, and no formal record is required. Dozens of cases that otherwise may have gone to a formal hearing have been resolved through the Compliance Conference since its adoption in 1998.

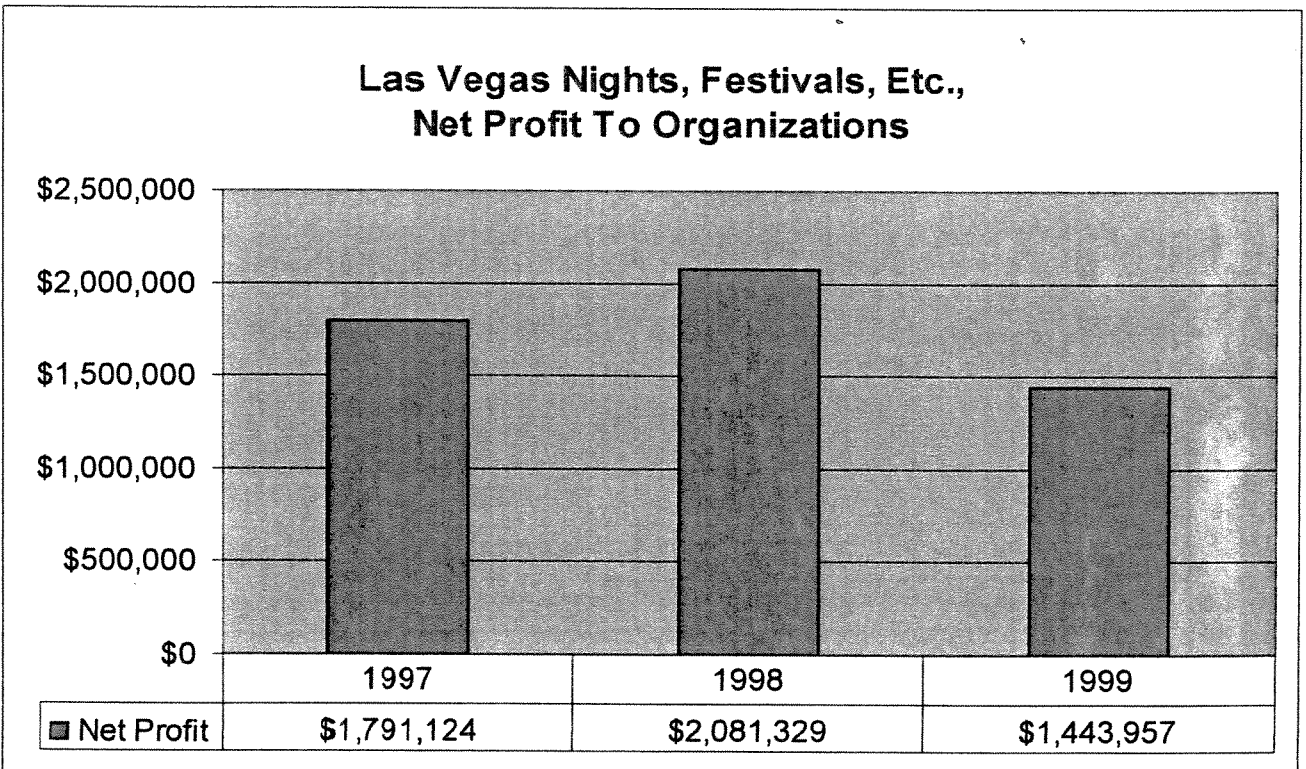
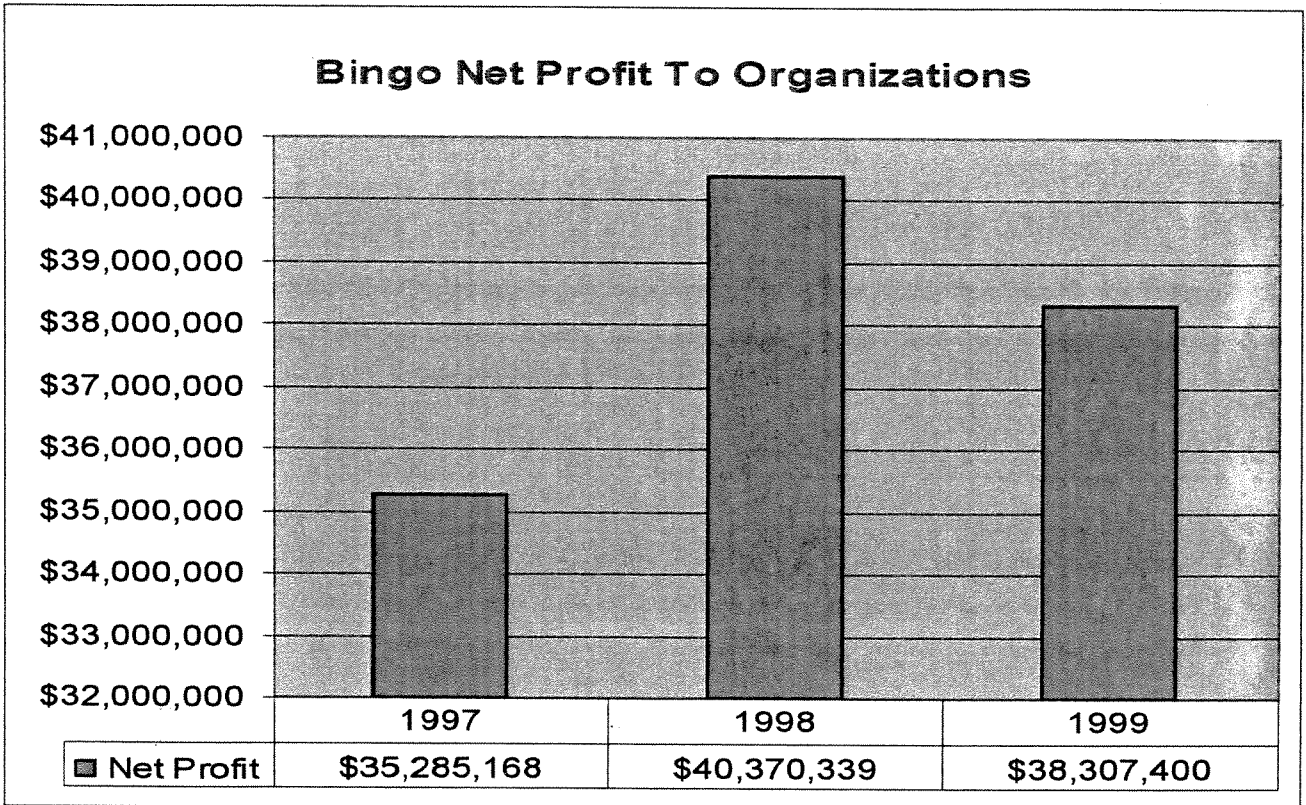
Charitable Gaming



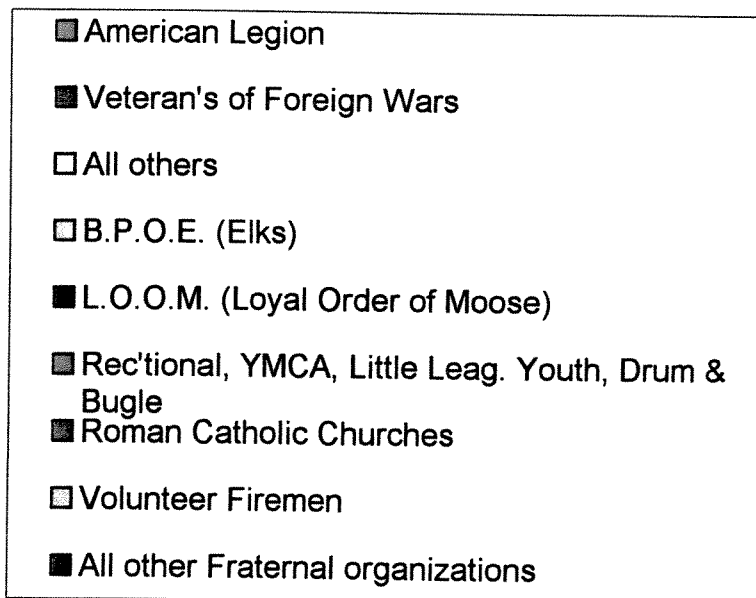
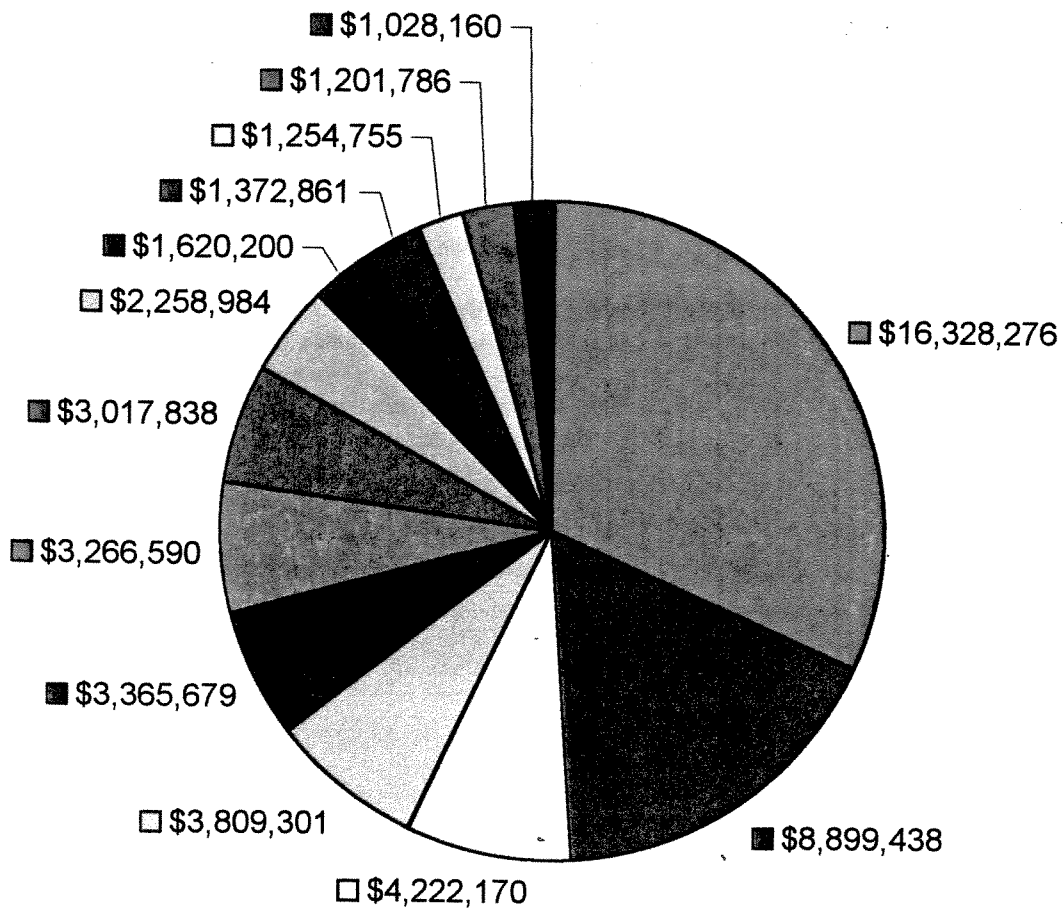
Charitable Gaming



Charitable Gaming



Bell Jar Revenue (Top 12 Organization Types)



	1997	1998	1999
Chautauqua	\$27,887,221	\$34,854,877	\$40,155,994
Erie	\$20,019,401	\$19,627,053	\$22,716,122
Oneida	\$15,781,582	\$17,561,798	\$18,441,850
Jefferson	\$11,728,653	\$13,301,498	\$14,852,610
Monroe	\$13,308,591	\$13,535,607	\$14,833,182
Cattaraugus	\$9,106,091	\$10,450,600	\$12,256,160
Steuben	\$9,338,589	\$9,692,968	\$11,534,328
St_Lawrence	\$7,651,551	\$8,766,036	\$10,557,902
Albany	\$8,158,976	\$8,620,258	\$8,660,584
Suffolk	\$8,197,264	\$8,333,575	\$8,152,244
Niagara	\$7,137,475	\$6,971,251	\$8,027,753
Onondaga	\$7,825,879	\$7,767,136	\$7,644,371
Wayne	\$6,658,747	\$7,606,978	\$7,623,348
Rensselaer	\$5,103,329	\$6,385,519	\$6,554,464
Allegany	\$3,392,026	\$4,401,452	\$6,356,433
Oswego	\$4,982,925	\$5,123,853	\$5,103,755
Broome	\$4,042,292	\$4,432,601	\$5,040,422
Herkimer	\$5,266,033	\$5,187,721	\$4,991,980
Saratoga	\$4,352,254	\$4,906,023	\$4,955,712
Clinton	\$4,328,484	\$4,852,859	\$4,825,734
Ontario	\$4,084,264	\$3,997,213	\$4,277,480
Chemung	\$3,653,020	\$3,547,174	\$4,257,318
Orleans	\$4,126,790	\$3,490,212	\$4,158,223
Fulton	\$3,444,442	\$4,098,719	\$4,147,630
Tompkins	\$3,199,262	\$3,162,291	\$3,504,879
Yates	\$2,302,041	\$2,680,260	\$3,327,241
Schenectady	\$3,069,421	\$2,922,693	\$3,177,396
Dutchess	\$1,947,606	\$2,653,283	\$3,171,942
Genesee	\$3,452,530	\$3,169,164	\$3,127,256
Seneca	\$2,398,713	\$2,626,570	\$3,053,655
Franklin	\$2,172,283	\$2,293,509	\$2,987,495
Lewis	\$2,507,690	\$2,711,839	\$2,934,501
Orange	\$2,588,021	\$2,900,695	\$2,890,053
Warren	\$1,905,721	\$2,265,373	\$2,314,851
Washington	\$1,694,787	\$2,081,252	\$2,244,564
Westchester	\$847,775	\$1,115,403	\$2,135,644
Cayuga	\$1,869,422	\$1,820,897	\$2,018,147
Tioga	\$1,680,402	\$1,682,424	\$1,967,074
Montgomery	\$1,596,115	\$1,730,409	\$1,924,894
Rockland	\$1,545,184	\$1,647,459	\$1,845,353
Nassau	\$2,035,373	\$1,832,638	\$1,522,423
Livingston	\$1,063,546	\$1,289,671	\$1,521,065
Otsego	\$1,175,717	\$1,494,678	\$1,484,517
Chenango	\$1,070,498	\$1,613,484	\$1,434,765
Delaware	\$1,092,083	\$1,160,348	\$1,393,804
Wyoming	\$814,775	\$994,135	\$1,352,311
Ulster	\$896,452	\$1,149,115	\$1,281,873
Madison	\$1,107,038	\$1,039,914	\$1,138,887
Schuyler	\$837,918	\$1,077,049	\$1,030,659
Essex	\$1,161,513	\$1,064,391	\$1,011,962
Cortland	\$822,449	\$908,807	\$895,898
Columbia	\$452,838	\$694,586	\$761,207
Greene	\$383,777	\$583,864	\$672,753

Bell Jar Handle By County

The highlighted items indicate counties that experienced the most significant growth in the bell jar handle. This growth represents the Board's efforts to ensure lawful charitable gaming.

Westchester County serves as a good example. Westchester County was the subject of numerous efforts by Board staff to bring organizations into compliance with Games of Chance Law. As a result, the bell jar handle increased dramatically.

Across the state, the Board has been successful at replacing illegal gambling with lawful charitable gaming activities.

	1997	1998	1999
Richmond	\$423,008	\$516,388	\$603,976
Sullivan	\$729,717	\$645,901	\$585,192
Putnam	\$82,718	\$246,701	\$383,083
Schoharie	\$171,185	\$265,413	\$289,113
Queens	\$197,897	\$187,773	\$186,643
Kings	\$154,310	\$116,818	\$168,890
New York	\$15,109	\$13,719	\$17,632
Bronx	\$20,546	\$6,805	\$12,776
TOTALS	\$249,063,308	\$271,881,689	\$300,489,964

INDIAN GAMING

Class III, or casino style gaming on Native American lands, came to New York State as a result of the passage by the United States Congress of the Indian Gaming Regulatory Act (IGRA) of 1988, 25 U.S.C. §2701 *et seq.* This type of gambling is regulated jointly between the Indian nation or tribe and the Board's Bureau of Indian Gaming Regulation. The Oneida Indian Nation of New York opened their facility, the Turning Stone Casino Resort, on June 20, 1993, while the St. Regis Mohawk Tribe opened their facility, the Akwesasne Mohawk Casino, on April 10, 1999.

The Indian Gaming Regulatory Act

The Indian Gaming Regulatory Act (IGRA) contains a regulatory scheme designed to provide different levels of jurisdiction depending upon the type of gambling that is occurring on Indian lands. IGRA divides gambling into three types and establishes a regulatory scheme for each. Class I gaming is described as "social games played solely for prizes of minimal value or traditional forms of Indian gaming engaged in as part of, or in connection with, tribal ceremonies or celebrations." Class I gaming is under the exclusive jurisdiction of Indian tribes and is not subject to the provisions of IGRA.

Class II gaming is defined as "the game of chance commonly known as bingo ... including (if played at the same location) pull-tabs, lotto, punch boards, tip jars, instant bingo and other games similar to bingo." Class II gaming is under tribal jurisdiction, subject to the provisions of IGRA and oversight of the National Indian Gaming Commission. States are not permitted to regulate any Class II gaming activity. Class II gaming is operated by the Oneida Indian Nation of New York, the St. Regis Mohawk Tribe and the Seneca Nation of Indians.

Class III gaming is defined as all other types of gambling, including banked card games (e.g., baccarat, chemin de fer and blackjack), slot machines, pari-mutuel wagering and

INDIAN GAMING

jai alai. Under IGRA, Class III gaming may only be conducted pursuant to the terms of a compact between a tribe and the state in which its lands are located.

New York Compacts and Provisions

Class III gaming compacts exist between the State and both the Oneida Indian Nation of New York and the St. Regis Mohawk Tribe. On April 16, 1993, then Governor Mario M. Cuomo signed the Oneida Indian Nation of New York's compact on behalf of the State of New York. The compact was subsequently approved by the Bureau of Indian Affairs on June 4, 1993. The St. Regis Mohawk Tribe's compact, reached in late 1994, was signed by Governor Cuomo on November 22, 1994, with federal approval being granted on January 19, 1995.

Contained in each compact and appendices are standards and specifications for each game permitted to be played at an Indian casino, the rules and internal controls governing the operation of the gaming facility, procedures for certification and/or registration of gaming employees and companies transacting business with the casino and a system of mediation of disputes.

The Board maintains a constant 24 hour presence on each casino's floor. Board Gaming Inspectors ensure that gaming operations, such as dealing procedures, internal accounting and other controls, strictly conform to the applicable provisions of the compact and its appendices. Gaming Inspectors are experienced, professional investigators who jointly monitor the gaming activities with the Nation or Tribal Gaming Inspectors, security officers and surveillance department. Casino patrons may seek State Gaming Inspectors to clarify rules of a game and for recourse after filing a complaint.

INDIAN GAMING

The Board's Certification and Registration Unit is responsible for the review and subsequent denial of the applications submitted by all persons involved with Class III gaming in the State. Under each compact, no person may commence or continue employment as a gaming employee unless he or she is the holder of a valid gaming employee certification and license issued by the Board and Commission respectively. The term "gaming employee" is broad, meaning any person employed in the operation or management of Class III gaming, whether employed by the Nation or Tribe or by any enterprise providing on-site services to the Nation or Tribe within a Class III gaming facility and any other person whose employment duties require or authorize access to restricted areas of the gaming facilities not otherwise opened to the public. The level of scrutiny to which employee applicants are subject depends upon the nature of their responsibilities at the casino and their degree of access and ability to influence gambling activities on the gaming floor.

At a minimum, each applicant for a gaming employee certification and license must submit a completed license application and both state and federal fingerprint cards. Provided that the application is complete and all required documentation has been submitted, the Board forwards a copy of the application to the New York State Police (State Police) which conducts a background investigation of the applicant. The Board also forwards the fingerprint cards to the Division of Criminal Justice Services (Division) and the Federal Bureau of Investigation for a fingerprint-based search of its files. The State Police report the results of its investigation to the Board. The Division forwards the results of the criminal records searches to the Board. The Board reviews the fingerprint returns and applicant background investigation report and evaluates them using Compact enumerated criteria to determine eligibility for certification.

The following Chart illustrates activity in the Certification and Registration Unit with respect to individual applications at the Indian gaming facilities. As withdrawal or

INDIAN GAMING

termination may occur at any step in the certification process after an applicant has been received by the Board, the combined approval, denial and withdrawal figures exceed the total number of applications received.

APPLICATIONS FOR CERTIFICATION AND THEIR DISPOSITION ONEIDA AND MOHAWK CASINOS, NEW YORK

Application Category	Oneida Calendar Year 1999	Oneida Total, Through December 31, 1999	Mohawk Calendar Year 1999	Mohawk Total, Through December 31, 1999
Applications Received	797	6537	1107	1107
Temporary Certifications Issued	770	6201	962	962
Temporary Certifications Denied	30	127	73	73
Applications Withdrawn	111	227	123	123
Annual Certifications Issued	365	2894	21	21
Applications Terminated	738	3934	105	105

Pursuant to each gaming compact, enterprises or individuals wishing to conduct gaming-related business with a Class III gaming facility must first obtain a valid gaming service registration issued by the Board prior to providing gaming services, gaming supplies or gaming equipment to the casinos. As with "gaming employee," the term "enterprise" and the scope of business conducted that requires registration is quite broad. "enterprise" means any individual, trust, corporation, partnership, or other legal entity of any kind; provided, however, that with respect to any corporation, the term "enterprise" shall include each other corporation or other legal entity which directly or

INDIAN GAMING

indirectly controls a majority of the voting interests in such corporation; and further provided, that with respect to any partnership, trust, or other form of unincorporated business organization, the term "enterprise" shall include each corporation or other legal entity which controls a majority of the voting interests in such organization. "Gaming services" means those services provided to the Nation or Tribal gaming operation in connection with the operation of Class III gaming, including maintenance or security services for the Class III gaming facility, gaming schools or training activities, promotional services, printing or manufacture of betting tickets, and manufacture, distribution, maintenance, testing or repair of gaming equipment. "Gaming supplies" means those goods or supplies which are specially designed for use in the operation of any Class III game or activity. "Gaming equipment" means any machine or device which is specially designed or manufactured for use in the operation of any Class III game or activity.

Federal law permits and each gaming compact dictates, all of the State's regulatory expenses, for both personnel and equipment, are paid for or reimbursed by the regulated Indian Nation or Tribe.

